



Cadwell Park 'Wolds Trophy' Race Meeting
Cadwell Park 20th April – 21st April 2013

Date: 20th April

Information Sheet

10

Issue Time 12.22

HSCC Historic Formula 3
RACE 8 - QUALIFYING - Cadwell Park - 20/21 April 2013

POS	NO	CL	DRIVER	NAT	CAR	TIME	LAPS	GAP	MPH
1	60	B	Tim KARY		Brabham BT28	1:39.747	7		78.93
2	65	B	Peter THOMPSON		Brabham BT21	1:39.876	8	0.129	78.83
3	7	B	Stuart TIZZARD		Chevron B15C	1:40.232	8	0.485	78.55
4	48	B	Nigel BANCROFT		Chevron B17	1:40.353	3	0.606	78.45
5	13	B	Dean FORWARD *		Brabham BT21 B	1:41.184	4	1.437	77.81
6	96	B	Keith MESSER		Vesey Ford	1:41.529	6	1.782	77.54
7	25	B	John COUNSELL		Brabham BT18A	1:42.009	8	2.262	77.18
8	62	B	Marcus MUSSA		Tecno 69	1:42.847	8	3.100	76.55
9	6	B	Leif BOSSON		Brabham BT28	1:42.971	8	3.224	76.46
10	22	B	Simon ARMER		March 703	1:43.459	8	3.712	76.10
11	50	B	James TIMMS		Brabham BT21B	1:43.954	8	4.207	75.73
12	3	B	Klaus BERGS		Brabham BT28	1:44.351	8	4.604	75.44
13	10	B	Jim CHAPMAN		Lotus 59	1:44.753	5	5.006	75.16
14	31	A	Nigel WINCHESTER		Mallock U2	1:46.044	8	6.297	74.24
15	170	A	Mauro POPONCINI		Cooper T76	1:46.628	8	6.881	73.83
16	55	B	Julian MAYNARD		Chevron B17-hf3	1:46.865	5	7.118	73.67
17	30	B	Clas MULLER		Brabham BT28	1:47.258	6	7.511	73.40
18	51	B	Robert THORPE		March 703	1:47.446	6	7.699	73.27
19	24	B	Andrew THORPE		Lotus 31	1:49.772	5	10.025	71.72
20	16	B	Mark LINSTONE		Brabham BT21	1:50.491	6	10.744	71.25
21	57	B	René LIGONNET		Chevron B15	1:51.059	7	11.312	70.89
22	19	B	Peter FROUDE		Tecno F3	2:01.644	4	21.897	64.72
23	27	B	Peter WILLIAMS		Brabham BT15	2:06.939	7	27.192	62.02


*Car 13 requires working transponder to race, MSA reg. Q12.2.1 refers.

Weather/Track: Sun/Dry

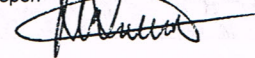
These results are provisional until the conclusion of any judicial and technical matters.

Cadwell Park
Circuit Length = 2.1870 miles.
Start: 11:47 End: 12:09

Clerk of the Course:

 17.15

Timekeeper:



www.mstworld.com

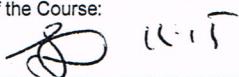

Printed - 12:10 Saturday, 20 April 2013

HSCC Historic Formula 3
RACE 8 - GRID - Cadwell Park - 20/21 April 2013

ROW 12		27 WILLIAMS
ROW 11	19 FROUDE	57 LIGONNET
ROW 10	16 LINSTONE	24 THORPE
ROW 9	51 THORPE	30 MULLER
ROW 8	55 MAYNARD	170 POPONCINI
ROW 7	31 WINCHESTER	10 CHAPMAN
ROW 6	3 BERGS	50 TIMMS
ROW 5	22 ARMER	6 BOSSON
ROW 4	62 MUSSA	25 COUNSELL
ROW 3	96 MESSER	13 FORWARD
ROW 2	48 BANCROFT	7 TIZZARD
ROW 1	65 THOMPSON	60 KARY
POLE		

*Car 13 requires working transponder to race, MSA reg. Q12.2.1 refers.
 Weather/Track: Sun/Dry
 These results are provisional until the conclusion of any judicial and technical matters.

Cadwell Park
 Circuit Length = 2.1870 miles.
 Start: 11:47 End: 12:09

Clerk of the Course: 	Timekeeper: 
---	--



Cadwell Park 'Wolds Trophy' Race Meeting
Cadwell Park 20th April – 21st April 2013

Date: 20th April

Information Sheet

21

Issue Time 17.56

HSCC Historic Formula 3

RACE 8 - CLASSIFICATION - Cadwell Park - 20/21 April 2013

POS	NO	CL	DRIVER	NAT	CAR	TIME	LAPS	GAP	MPH	BEST
1	13	B	Dean FORWARD		Brabham BT21 B	21:27.138	13		79.51	1:37.403
2	60	B	Tim KARY		Brabham BT28	21:27.903	13	0.765	79.47	1:37.268
3	7	B	Stuart TIZZARD		Chevron B15C	21:54.909	13	27.771	77.83	1:39.042
4	96	B	Keith MESSER		Vesey Ford	22:00.613	13	33.475	77.50	1:40.064
5	65	B	Peter THOMPSON		Brabham BT21	22:09.234	13	42.096	77.00	1:40.073
6	25	B	John COUNSELL		Brabham BT18A	22:18.043	13	50.905	76.49	1:40.021
7	50	B	James TIMMS		Brabham BT21B	22:39.149	13	1:12.011	75.30	1:41.658
8	6	B	Leif BOSSON		Brabham BT28	22:40.117	13	1:12.979	75.25	1:40.956
9	55	B	Julian MAYNARD		Chevron B17-hf3	22:53.912	13	1:26.774	74.49	1:42.720
10	3	B	Klaus BERGS		Brabham BT28	22:59.640	13	1:32.502	74.18	1:42.739
11	170	A	Mauro POPONCINI		Cooper T76	23:01.758	13	1:34.620	74.07	1:43.502
12	31	A	Nigel WINCHESTER		Mallock U2	23:02.360	13	1:35.222	74.04	1:43.888
13	51	B	Robert THORPE		March 703	21:28.967	12	1 LAP	73.29	1:43.841
14	30	B	Clas MULLER		Brabham BT28	21:35.355	12	1 LAP	72.93	1:45.356
15	16	B	Mark LINSTONE		Brabham BT21	21:37.114	12	1 LAP	72.83	1:45.539
16	57	B	René LIGONNET		Chevron B15	22:35.278	12	1 LAP	69.71	1:47.120
17	27	B	Peter WILLIAMS		Brabham BT15	23:06.568	11	2 LAPS	62.46	2:01.622

NOT CLASSIFIED

24	B	Andrew THORPE	Lotus 31	17:57.154	10	D.N.F.	73.09	1:44.522
10	B	Jim CHAPMAN	Lotus 59	8:38.837	5	D.N.F.	75.87	1:41.042
62	B	Marcus MUSSA	Tecno 69	8:56.408	5	D.N.F.	73.38	1:41.631
48	B	Nigel BANCROFT	Chevron B17		0	D.N.F.	N/A	
19	B	Peter FROUDE	Tecno F3		0	D.N.F.	N/A	

FASTEST LAP

60	B	Tim KARY	Brabham BT28	1:37.268	8	80.94mph	130.26kph
170	A	Mauro POPONCINI	Cooper T76	1:43.502	8	76.06mph	122.41kph

Weather/Track: Sun/Dry


These results are provisional until the conclusion of any judicial and technical matters.

Cadwell Park
Circuit Length = 2.1870 miles.
Start: 17:27 End: 17:43

Clerk of the Course:

 1752

Timekeeper:



HSCC Historic Formula 3

RACE 10 - AMENDED CLASSIFICATION - Cadwell Park - 20/21 April 2013

POS	NO	CL	DRIVER	NAT	CAR	TIME	LAPS	GAP	MPH	BEST
1	96	B	Keith MESSER		Vesey Ford	20:15.672	12		77.71	1:38.955
2	60	B	Tim KARY		Brabham BT28	20:30.653	12	14.981	76.77	1:38.145
3	25	B	John COUNSELL		Brabham BT18A	20:33.758	12	18.086	76.57	1:39.633
4	48	B	Nigel BANCROFT		Chevron B17	20:48.574	12	32.902	75.66	1:39.570
5	50	B	James TIMMS		Brabham BT21B	20:53.105	12	37.433	75.39	1:41.529
6	6	B	Leif BOSSON		Brabham BT28	20:54.309	12	38.637	75.32	1:41.673
7	55	B	Julian MAYNARD		Chevron B17-hf3	20:54.506	12	38.834	75.31	1:41.084
8	62	B	Marcus MUSSA		Tecno 69	20:54.705	12	39.033	75.29	1:40.792
9	3	B	Klaus BERGS		Brabham BT28	21:23.752	12	1:08.080	73.59	1:44.974
10	31	A	Nigel WINCHESTER		Mallock U2	21:24.543	12	1:08.871	73.55	1:45.043
11	170	A	Mauro POPONCINI		Cooper T76	21:26.572	12	1:10.900	73.43	1:44.632
12	51	B	Robert THORPE		March 703	21:43.418	12	1:27.746	72.48	1:44.685
13	30	B	Clas MULLER		Brabham BT28	21:57.973	12	1:42.301	71.68	1:46.254
14	19	B	Peter FROUDE		Tecno F3	20:18.204	11	1 LAP	71.09	1:46.966
15	24	B	Andrew THORPE		Lotus 31	20:19.620	11	1 LAP	71.01	1:46.917
16	57	B	René LIGONNET		Chevron B15	20:54.188	11	1 LAP	69.05	1:46.845
17	27	B	Peter WILLIAMS		Brabham BT15	20:22.885	10	2 LAPS	64.38	1:57.759

NOT CLASSIFIED



16	B	Mark LINSTONE	Brabham BT21	0	D.N.F.	N/A
13	B	Dean FORWARD	Brabham BT21 B	0	D.N.F.	N/A

FASTEST LAP

60	B	Tim KARY	Brabham BT28	1:38.145	9	80.22mph	129.10kph
170	A	Mauro POPONCINI	Cooper T76	1:44.632	7	75.24mph	121.09kph

Car 7 excluded, article C3.5.1 a & b, CR 5.15 & MSA Section B refers
Weather/Track: Sun/Dry

Cadwell Park
Circuit Length = 2.1870 miles.
Start: 10:20 End: 10:40

Clerk of the Course:  19-5-13 13:32	Timekeeper: 
---	---