

Silverstone International Trophy - 21 - 22 May 2016

Historic Formula 3 Qualifying for Race 11 - Classification

Sheet No:

POS	NO	DRIVER/S	CAR MAKE / MODEL	TIME	ON	LAPS	GAP	DIFF	MPH
1	14	Jon Milicevic	Brabham BT21B	2:22.258	8	8			92.10
2	22	Simon Armer	March 703	2:24.623	8	8	2.365	2.365	90.59
3	25	Michael Hibberd	Brabham BT18A	2:26.702	8	8	4.444	2.079	89.31
4	26	Steve Seaman	Brabham BT21	2:28.264	8	8	6.006	1.562	88.37
5	46	Steve Smith	Chevron B15C	2:29.314	8	8	7.056	1.050	87.75
6	1	Leif Bosson	Brabham BT28	2:29.653	8	8	7.395	0.339	87.55
7	65	Peter Thompson	Brabham BT21	2:31.451	6	8	9.193	1.798	86.51
8	58	Ewen Sergison	Brabham BT21	2:32.169	5	7	9.911	0.718	86.10
9	71	Chris Holland	Brabham BT21	2:32.328	8	8	10.070	0.159	86.01
10	96	Keith Messer	Vesey Ford	2:32.442	7	7	10.184	0.114	85.95
11	50	Jim Timms	Brabham BT21B	2:34.601	7	7	12.343	2.159	84.75
12	82	Marcus Mussa	Tecno	2:34.900	3	4	12.642	0.299	84.58
13	2	Barry Sewell	Lotus 41	2:35.501	7	7	13.243	0.601	84.25
14	16	Mark Linstone	Brabham BT21	2:36.297	7	7	14.039	0.796	83.83
15	30	Clas Muller	Brabham BT28	2:38.825	7	7	16.567	2.528	82.49
16	5	Jim Blockley	Chevron B17	2:39.081	3	3	16.823	0.256	82.36
17	62	Geoffrey O'nion	Tecno	2:51.066	3	5	28.808	11.985	76.59
18	19	Peter Froude	Tecno	2:51.271	2	3	29.013	0.205	76.50
19	55	Julian Maynard	Chevron B17	2:51.367	3	3	29.109	0.096	76.45
20	42	Barrie Pusey	Brabham BT21B						
21	61	Andy Jarvis	March 703						

Car 42 requires a working transponder - Regulation Q.12.2.1 refers.

Session Start: 09:00:55 - Finish: 09:19:55

Weather/Track Conditions: Bright / Damp

Circuit: Silverstone Historic Grand Prix

Track Length: 5.857 Km - 3.6394 miles

ALL RACES AT THIS EVENT WILL HAVE A ROLLING START

These results are provisional until the conclusion of any judicial and technical matters.

Clerk of the Course: <div style="text-align: right;">Julian Floyd</div>	Timekeeper: <div style="text-align: right;">Nick Palmer</div>	Issued at:
--	--	------------

Silverstone International Trophy - 21 - 22 May 2016

Historic Formula 3

Qualifying for Race 11 - Sector Analysis

1 Leif Bosson (B)										Brabham BT28										
lap	Sect-1	Speed	Sect-2	Speed	Sect-3	Speed	TopSpeed	laptime	pt	lap	Sect-1	Speed	Sect-2	Speed	Sect-3	Speed	Topspeed	laptime	pt	
1	54.398	113.2	1:21.262	110.2	30.121	102.6		2:45.781		5	47.965	121.1	1:15.374	112.8	29.117	109.4			2:32.456	
2	50.286	116.7	1:19.155	111.3	29.854	107.3		2:39.295		6	48.251	120.7	1:15.190	114.9	28.140	108.7			2:31.581	
3	50.146	116.3	1:18.225	112.4	29.198	108.0		2:37.569		7	47.897	122.9	1:13.887	114.1	28.402	108.3			2:30.186	
4	48.553	119.6	1:18.277	111.5	28.568	110.3		2:35.398		8	47.163	121.4	1:15.041	115.1	27.449	109.6			2:29.653	

2 Barry Sewell (B)										Lotus 41										
lap	Sect-1	Speed	Sect-2	Speed	Sect-3	Speed	TopSpeed	laptime	pt	lap	Sect-1	Speed	Sect-2	Speed	Sect-3	Speed	Topspeed	laptime	pt	
1	58.255	109.1	1:28.351	96.4	31.549	95.6		2:58.155		5	50.032	113.7	1:18.822	108.8	29.739	100.9			2:38.593	
2	53.551	108.9	1:24.922	101.8	31.164	96.0		2:49.637		6	49.703	111.7	1:17.319	109.5	28.591	102.1			2:35.613	
3	51.621	110.9	1:21.141	107.0	29.735	101.3		2:42.497		7	48.628	114.3	1:17.823	108.4	29.050	104.1			2:35.501	
4	50.410	113.7	1:19.734	110.6	29.379	101.2		2:39.523		8										

5 Jim Blockley (B)										Chevron B17										
lap	Sect-1	Speed	Sect-2	Speed	Sect-3	Speed	TopSpeed	laptime	pt	lap	Sect-1	Speed	Sect-2	Speed	Sect-3	Speed	Topspeed	laptime	pt	
1	58.498	111.5	1:25.641	108.2	32.441	104.1		2:56.580		3	49.760	117.1	1:20.490	115.7	28.831	106.9			2:39.081	
2	50.612	117.3	1:22.493	108.2	30.640	103.1		2:43.745		4										

14 Jon Milicevic (B)										Brabham BT21B										
lap	Sect-1	Speed	Sect-2	Speed	Sect-3	Speed	TopSpeed	laptime	pt	lap	Sect-1	Speed	Sect-2	Speed	Sect-3	Speed	Topspeed	laptime	pt	
1	51.201	116.3	1:14.454	114.5	28.606	105.1		2:34.261		5	45.573	118.8	1:11.196	115.1	27.433	106.9			2:24.202	
2	48.321	117.5	1:12.763	114.7	28.111	108.2		2:29.195		6	46.012	118.1	1:11.508	114.5	27.164	108.3			2:24.684	
3	46.297	117.7	1:12.405	115.1	27.407	108.0		2:26.109		7	45.701	118.8	1:10.593	114.9	27.011	107.5			2:23.305	
4	45.957	118.1	1:11.583	114.9	27.727	106.2		2:25.267		8	45.673	119.0	1:09.990	115.7	26.595	109.8			2:22.258	

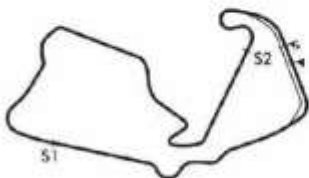
16 Mark Linstone (B)										Brabham BT21										
lap	Sect-1	Speed	Sect-2	Speed	Sect-3	Speed	TopSpeed	laptime	pt	lap	Sect-1	Speed	Sect-2	Speed	Sect-3	Speed	Topspeed	laptime	pt	
1	56.314	113.4	1:23.904	102.1	30.673	103.6		2:50.891		5	51.868	116.7	1:19.754	111.1	29.109	108.3			2:40.731	
2	53.182	116.1	1:23.092	103.6	30.294	103.1		2:46.568		6	49.574	118.8	1:18.497	113.0	28.387	108.0			2:36.458	
3	52.744	116.3	1:24.586	107.9	30.108	101.3		2:47.438		7	49.971	117.9	1:17.493	108.9	28.833	107.5			2:36.297	
4	52.735	115.3	1:20.248	107.2	29.769	104.6		2:42.752		8										

19 Peter Froude (B)										Tecno										
lap	Sect-1	Speed	Sect-2	Speed	Sect-3	Speed	TopSpeed	laptime	pt	lap	Sect-1	Speed	Sect-2	Speed	Sect-3	Speed	Topspeed	laptime	pt	
1	1:09.268	88.7	1:33.847	98.5	31.959	96.9		3:15.074		3	53.754	106.2	2:01.152	67.3					3:39.547	
2	54.330	106.9	1:25.736	102.3	31.205	95.6		2:51.271		4										

22 Simon Armer (B)										March 703										
lap	Sect-1	Speed	Sect-2	Speed	Sect-3	Speed	TopSpeed	laptime	pt	lap	Sect-1	Speed	Sect-2	Speed	Sect-3	Speed	Topspeed	laptime	pt	
1	54.022	114.5	1:19.133	108.8	29.420	104.4		2:42.575		5	47.000	114.9	1:12.677	111.5	28.202	104.9			2:27.879	
2	49.100	114.1	1:16.840	109.5	29.247	105.2		2:35.187		6	46.317	116.1	1:12.814	111.8	27.860	105.1			2:26.991	
3	47.900	114.7	1:14.565	111.3	28.399	105.2		2:30.864		7	46.080	116.7	1:11.377	112.2	27.706	105.2			2:25.163	
4	46.979	114.9	1:13.673	111.7	28.515	105.2		2:29.167		8	45.828	116.5	1:11.518	112.4	27.277	105.4			2:24.623	

25 Michael Hibberd (B)										Brabham BT18A										
lap	Sect-1	Speed	Sect-2	Speed	Sect-3	Speed	TopSpeed	laptime	pt	lap	Sect-1	Speed	Sect-2	Speed	Sect-3	Speed	Topspeed	laptime	pt	
1	55.438	116.7	1:23.530	108.9	31.613	104.4		2:50.581		5	47.708	121.6	1:12.842	116.9	28.064	108.0			2:28.614	
2	50.028	120.7	1:27.045	108.8	29.943	105.7		2:47.016		6	47.240	121.8	1:13.588	115.5	28.447	106.6			2:29.275	
3	48.719	121.8	1:18.370	114.9	29.519	106.1		2:36.608		7	47.228	121.8	1:13.342	117.1	28.421	107.6			2:28.991	
4	51.861	120.9	1:18.366	115.7	29.013	106.6		2:37.240		8	46.690	121.6	1:12.251	117.7	27.761	109.4			2:26.702	

26 Steve Seaman (B)										Brabham BT21										
lap	Sect-1	Speed	Sect-2	Speed	Sect-3	Speed	TopSpeed	laptime	pt	lap	Sect-1	Speed	Sect-2	Speed	Sect-3	Speed	Topspeed	laptime	pt	
1	55.008	111.1	1:21.906	94.9	30.324	107.5		2:47.238		5	49.654	111.1	1:17.892	101.8	29.142	105.7			2:36.688	
2	50.344	111.5	1:20.167	97.4	30.226	106.6		2:40.737		6	47.652	117.7	1:13.467	111.5	27.964	107.8			2:29.083	
3	49.418	110.7	1:17.785	101.5	29.268	108.2		2:36.471		7	46.960	118.8	1:13.502	111.5	27.993	107.5			2:28.455	
4	49.274	112.0	1:17.466	100.0	29.398	105.9		2:36.138		8	47.061	118.1	1:13.078	110.7	28.125	107.6			2:28.264	



Session Start: 09:00:55 - Finish: 09:19:55
 Weather/Track Conditions: Bright / Damp
 Circuit: Silverstone Historic Grand Prix
 Track Length: 5.857 Km - 3.6394 miles

Silverstone International Trophy - 21 - 22 May 2016

Historic Formula 3

Qualifying for Race 11 - Sector Analysis

30 Clas Muller (B)										Brabham BT28										
lap	Sect-1	Speed	Sect-2	Speed	Sect-3	Speed	TopSpeed	laptime	pt	lap	Sect-1	Speed	Sect-2	Speed	Sect-3	Speed	Topspeed	laptime	pt	
1	1:01.462	102.0	1:30.771	105.7	31.594	94.0		3:03.827		5	52.109	113.7	1:21.768	106.9	29.822	102.4			2:43.699	
2	55.020	112.6	1:25.078	108.9	30.627	98.6		2:50.725		6	51.095	116.9	1:18.659	110.4	29.546	100.4			2:39.300	
3	52.073	111.5	1:24.292	108.6	30.033	104.2		2:46.398		7	50.659	115.3	1:19.113	111.8	29.053	104.1			2:38.825	
4	53.340	116.9	1:24.738	107.0	30.171	100.3		2:48.249		8										

42 Barrie Pusey (B)										Brabham BT21B									
lap	Sect-1	Speed	Sect-2	Speed	Sect-3	Speed	TopSpeed	laptime	pt	lap	Sect-1	Speed	Sect-2	Speed	Sect-3	Speed	Topspeed	laptime	pt

46 Steve Smith (B)										Chevron B15C										
lap	Sect-1	Speed	Sect-2	Speed	Sect-3	Speed	TopSpeed	laptime	pt	lap	Sect-1	Speed	Sect-2	Speed	Sect-3	Speed	Topspeed	laptime	pt	
1	52.793	119.2	1:22.798	105.8	30.171	102.1		2:45.762		5	47.704	119.8	1:16.885	104.5	29.415	106.9			2:34.004	
2	49.872	117.9	1:18.862	108.1	29.672	103.7		2:38.406		6	47.178	121.8	1:14.613	116.7	28.433	105.7			2:30.224	
3	49.481	122.0	1:18.373	110.2	29.362	105.4		2:37.216		7	47.713	120.5	1:13.979	108.4	28.569	106.6			2:30.261	
4	48.289	121.8	1:17.252	114.9	28.676	107.1		2:34.217		8	47.004	118.1	1:13.562	109.1	28.748	108.2			2:29.314	

50 Jim Timms (B)										Brabham BT21B										
lap	Sect-1	Speed	Sect-2	Speed	Sect-3	Speed	TopSpeed	laptime	pt	lap	Sect-1	Speed	Sect-2	Speed	Sect-3	Speed	Topspeed	laptime	pt	
1	55.659	111.1	1:31.191	98.5	32.463	101.0		2:59.313		5	50.258	113.0	1:18.232	113.6	30.484	99.9			2:38.974	
2	51.838	113.7	1:23.886	108.8	31.391	101.5		2:47.115		6	48.958	110.0	1:17.173	113.4	28.930	105.6			2:35.061	
3	51.772	104.5	1:24.158	103.2	31.028	101.8		2:46.958		7	48.776	113.6	1:17.305	113.6	28.520	105.1			2:34.601	
4	52.024	104.5	1:21.596	108.4	29.497	104.9		2:43.117		8										

55 Julian Maynard (B)										Chevron B17										
lap	Sect-1	Speed	Sect-2	Speed	Sect-3	Speed	TopSpeed	laptime	pt	lap	Sect-1	Speed	Sect-2	Speed	Sect-3	Speed	Topspeed	laptime	pt	
1	59.947	103.7	1:32.307	99.1	35.011	93.7		3:07.265		3	55.513	106.5	1:24.736	103.4	31.118	102.1			2:51.367	
2	55.664	110.0	1:26.210	103.1	32.816	97.4		2:54.690		4										

58 Ewen Sergison (B)										Brabham BT21										
lap	Sect-1	Speed	Sect-2	Speed	Sect-3	Speed	TopSpeed	laptime	pt	lap	Sect-1	Speed	Sect-2	Speed	Sect-3	Speed	Topspeed	laptime	pt	
1	58.337	102.5	1:28.863	104.5	30.945	101.6		2:58.145		5	48.208	118.1	1:15.863	113.6	28.098	108.3			2:32.169	
2	53.106	115.1	1:21.963	106.0	29.793	106.6		2:44.862		6	50.169	115.7	1:16.197	114.3	28.441	106.9			2:34.807	
3	50.596	114.5	1:19.247	111.1	29.203	108.0		2:39.046		7	48.461	117.9	1:15.524	107.7	28.257	106.1			2:32.242	
4	50.657	116.3	1:18.422	111.3	28.783	107.3		2:37.862		8										

61 Andy Jarvis (B)										March 703									
lap	Sect-1	Speed	Sect-2	Speed	Sect-3	Speed	TopSpeed	laptime	pt	lap	Sect-1	Speed	Sect-2	Speed	Sect-3	Speed	Topspeed	laptime	pt

62 Geoffrey O'nion (B)										Tecno										
lap	Sect-1	Speed	Sect-2	Speed	Sect-3	Speed	TopSpeed	laptime	pt	lap	Sect-1	Speed	Sect-2	Speed	Sect-3	Speed	Topspeed	laptime	pt	
1	1:02.131	94.7	1:34.293	90.4	33.465	98.5		3:09.889		4	53.723	109.3	2:37.908	70.7					4:17.473	
2	56.037	109.7	1:26.861	97.5	32.474	100.3		2:55.372		5	Out	107.0	1:26.098	105.4	31.630	99.0			5:58.693 P	
3	54.055	111.1	1:25.819	105.4	31.192	101.6		2:51.066		6										

65 Peter Thompson (B)										Brabham BT21										
lap	Sect-1	Speed	Sect-2	Speed	Sect-3	Speed	TopSpeed	laptime	pt	lap	Sect-1	Speed	Sect-2	Speed	Sect-3	Speed	Topspeed	laptime	pt	
1				105.4	29.858	104.1		2:44.182		5				108.1	29.410	106.9			2:34.512	
2				111.3	29.581	106.1		2:36.692		6				113.0	28.430	107.8			2:31.451	
3				111.3	29.030	106.8		2:36.414		7				95.5	29.325	107.3			2:32.106	
4				112.8	28.603	106.2		2:34.447		8				73.9					2:45.524	

71 Chris Holland (B)										Brabham BT21										
lap	Sect-1	Speed	Sect-2	Speed	Sect-3	Speed	TopSpeed	laptime	pt	lap	Sect-1	Speed	Sect-2	Speed	Sect-3	Speed	Topspeed	laptime	pt	
1	57.330	103.4	1:24.683	98.8	30.309	104.6		2:52.322		5	49.460	117.7	1:16.865	108.6	28.634	106.6			2:34.959	
2	51.310	116.1	1:19.750	111.1	29.509	104.9		2:40.569		6	48.461	117.5	1:15.631	112.6	28.475	106.8			2:32.567	
3	49.896	117.5	1:17.707	112.0	28.500	106.9		2:36.103		7	47.945	118.1	1:16.693	112.6	28.549	104.9			2:33.187	
4	48.840	118.8	1:18.191	109.1	29.455	105.9		2:36.486		8	47.689	117.1	1:15.990	110.7	28.649	107.6			2:32.328	



Session Start: 09:00:55 - Finish: 09:19:55
 Weather/Track Conditions: Bright / Damp
 Circuit: Silverstone Historic Grand Prix
 Track Length: 5.857 Km - 3.6394 miles

Silverstone International Trophy - 21 - 22 May 2016

Historic Formula 3

Qualifying for Race 11 - Sector Analysis

82 Marcus Mussa (B)									Tecno										
lap	Sect-1	Speed	Sect-2	Speed	Sect-3	Speed	TopSpeed	laptime	pt	lap	Sect-1	Speed	Sect-2	Speed	Sect-3	Speed	Topspeed	laptime	pt
1	56.724	101.1	1:27.702	96.4	31.221	102.4		2:55.647		3	49.375	115.7	1:16.736	113.9	28.789	106.2		2:34.900	
2	50.525	113.2	1:31.510	110.7	29.506	105.2		2:51.541		4	1:12.937	106.4	1:23.805	98.3	29.852	102.4		3:06.594	

96 Keith Messer (B)									Vesey Ford										
lap	Sect-1	Speed	Sect-2	Speed	Sect-3	Speed	TopSpeed	laptime	pt	lap	Sect-1	Speed	Sect-2	Speed	Sect-3	Speed	Topspeed	laptime	pt
1	59.563	102.3	1:28.826	103.2	31.334	97.1		2:59.723		5	49.354	115.7	1:17.622	92.9	30.240	102.9		2:37.216	
2	54.064	104.0	1:26.571	107.0	31.251	102.1		2:51.886		6	48.981	114.3	1:16.484	110.4	28.605	102.4		2:34.070	
3	51.035	111.7	1:21.021	108.8	29.439	101.5		2:41.495		7	48.104	114.9	1:16.044	110.6	28.294	102.4		2:32.442	
4	51.217	112.8	1:21.972	99.6	30.532	103.1		2:43.721		8									



Silverstone International Trophy - 21 - 22 May 2016

Historic Formula 3

Qualifying for Race 11 - Best Sector Times

POS	NO	DRIVER/S	Sector 1			Sector 2			Sector 3			IDEAL LAP	BEST LAP	On
			TIME	LAP	POS	TIME	LAP	POS	TIME	LAP	POS			
1	14	Jon Milicevic	45.573	5	1	1:09.990	8	1	26.595	8	1	2:22.158	2:22.258	8
2	22	Simon Armer	45.828	8	2	1:11.377	7	2	27.277	8	2	2:24.482	2:24.623	8
3	25	Michael Hibberd	46.690	8	3	1:12.251	8	3	27.761	8	4	2:26.702	2:26.702	8
4	26	Steve Seaman	46.960	7	4	1:13.078	8	4	27.964	6	5	2:28.002	2:28.264	8
5	46	Steve Smith	47.004	8	5	1:13.562	8	5	28.433	6	10	2:28.999	2:29.314	8
6	1	Leif Bosson	47.163	8	6	1:13.887	7	6	27.449	8	3	2:28.499	2:29.653	8
7	65	Peter Thompson							28.430	6	9		2:31.451	6
8	58	Ewen Sergison	48.208	5	9	1:15.524	7	7	28.098	5	6	2:31.830	2:32.169	5
9	71	Chris Holland	47.689	8	7	1:15.631	6	8	28.475	6	11	2:31.795	2:32.328	8
10	96	Keith Messer	48.104	7	8	1:16.044	7	9	28.294	7	7	2:32.442	2:32.442	7
11	50	Jim Timms	48.776	7	11	1:17.173	6	11	28.520	7	12	2:34.469	2:34.601	7
12	82	Marcus Mussa	49.189	5	12	1:16.736	3	10	28.789	3	14	2:34.714	2:34.900	3
13	2	Barry Sewell	48.628	7	10	1:17.319	6	12	28.591	6	13	2:34.538	2:35.501	7
14	16	Mark Linstone	49.574	6	13	1:17.493	7	13	28.387	6	8	2:35.454	2:36.297	7
15	30	Clas Muller	50.659	7	15	1:18.659	6	15	29.053	7	16	2:38.371	2:38.825	7
16	5	Jim Blockley	49.760	3	14	1:18.655	4	14	28.831	3	15	2:37.246	2:39.081	3
17	62	Geoffrey O'nion	53.723	4	17	1:25.819	3	18	31.192	3	18	2:50.734	2:51.066	3
18	19	Peter Froude	53.754	3	18	1:25.736	2	17	31.205	2	19	2:50.695	2:51.271	2
19	55	Julian Maynard	52.298	4	16	1:24.736	3	16	31.118	3	17	2:48.152	2:51.367	3
20	42	Barrie Pusey												
21	61	Andy Jarvis												



Session Start: 09:00:55 - Finish: 09:19:55

Weather/Track Conditions: Bright / Damp

Circuit: Silverstone Historic Grand Prix

Track Length: 5.857 Km - 3.6394 miles

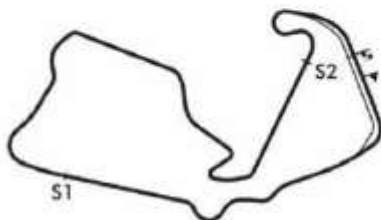


Silverstone International Trophy - 21 - 22 May 2016

Historic Formula 3

Qualifying for Race 11 - Best Sector Speeds

	NO	SECTOR 1	MPH	NO	SECTOR 2	MPH	NO	SECTOR 3	MPH
1	1	Leif Bosson	122.9	25	Michael Hibberd	117.7	1	Leif Bosson	110.3
2	46	Steve Smith	122.0	46	Steve Smith	116.7	14	Jon Milicevic	109.8
3	25	Michael Hibberd	121.8	5	Jim Blockley	115.7	25	Michael Hibberd	109.4
4	14	Jon Milicevic	119.0	14	Jon Milicevic	115.7	16	Mark Linstone	108.3
5	16	Mark Linstone	118.8	1	Leif Bosson	115.1	58	Ewen Sergison	108.3
6	26	Steve Seaman	118.8	58	Ewen Sergison	114.3	26	Steve Seaman	108.2
7	71	Chris Holland	118.8	82	Marcus Mussa	113.9	46	Steve Smith	108.2
8	58	Ewen Sergison	118.1	50	Jim Timms	113.6	65	Peter Thompson	107.8
9	5	Jim Blockley	117.3	16	Mark Linstone	113.0	71	Chris Holland	107.6
10	30	Clas Muller	116.9	65	Peter Thompson	113.0	5	Jim Blockley	106.9
11	22	Simon Armer	116.7	71	Chris Holland	112.6	82	Marcus Mussa	106.2
12	82	Marcus Mussa	115.7	22	Simon Armer	112.4	50	Jim Timms	105.6
13	96	Keith Messer	115.7	30	Clas Muller	111.8	22	Simon Armer	105.4
14	2	Barry Sewell	114.3	26	Steve Seaman	111.5	30	Clas Muller	104.2
15	50	Jim Timms	113.7	2	Barry Sewell	110.6	2	Barry Sewell	104.1
16	55	Julian Maynard	112.6	96	Keith Messer	110.6	96	Keith Messer	103.1
17	62	Geoffrey O'nion	111.1	62	Geoffrey O'nion	105.4	55	Julian Maynard	102.1
18	19	Peter Froude	106.9	55	Julian Maynard	103.4	62	Geoffrey O'nion	101.6
19	61	Andy Jarvis	61.9	19	Peter Froude	102.3	19	Peter Froude	96.9
20	8	Martyn Halliday	0.0	8	Martyn Halliday	0.0	61	Andy Jarvis	57.5
21	42	Barrie Pusey	0.0	42	Barrie Pusey	0.0	8	Martyn Halliday	0.0
22	65	Peter Thompson	0.0	61	Andy Jarvis	0.0	42	Barrie Pusey	0.0



Session Start: 09:00:55 - Finish: 09:19:55
Weather/Track Conditions: Bright / Damp
Circuit: Silverstone Historic Grand Prix
Track Length: 5.857 Km - 3.6394 miles

Silverstone International Trophy - 21 - 22 May 2016

Historic Formula 3 Race 11 - Starting Grid - AMENDED

Sheet No:

Start Time : 15:10 - Heat Duration : 20 Minutes

10		19 55 Julian Maynard		20 42 Barrie Pusey
9		17 62 Geoffrey O'nion		18 19 Peter Froude
8		15 30 Clas Muller		16 5 Jim Blockley
7		13 2 Barry Sewell		14 16 Mark Linstone
6		11 50 Jim Timms		12 82 Marcus Mussa
5		9 71 Chris Holland		10 96 Keith Messer
4		7 65 Peter Thompson		8 58 Ewen Sergison
3		5 46 Steve Smith		6 1 Leif Bosson
2		3 25 Michael Hibberd		4 26 Steve Seaman
1		1 14 Jon Milicevic		2 22 Simon Armer

Pole Right



CAR 42 ALLOWED TO START FROM BACK OF GRID.

*Circuit: Silverstone Historic Grand Prix
Track Length: 5.857 Km - 3.6394 miles*

These results are provisional until the conclusion of any judicial and technical matters.

Clerk of the Course: <div style="text-align: right;">Julian Floyd</div>	Timekeeper: <div style="text-align: right;">Nick Palmer</div>	Issued at:
--	--	------------

Silverstone International Trophy - 21 - 22 May 2016

Historic Formula 3 Race 11 - Classification

Sheet No:

POS	NO	DRIVER/S	CAR MAKE / MODEL	TIME	LAPS	GAP	DIFF	MPH	BEST	ON
1	14	Jon Milicevic	Brabham BT21B	20:33.932	8	-- 8 laps --		84.94	2:21.144	2
2	22	Simon Armer	March 703	20:41.431	8	7.499	7.499	84.43	2:22.455	2
3	65	Peter Thompson	Brabham BT21	20:48.152	8	14.220	6.721	83.97	2:22.873	2
4	1	Leif Bosson	Brabham BT28	21:32.418	8	58.486	44.266	81.10	2:24.354	3
5	46	Steve Smith	Chevron B15C	21:38.580	8	1:04.648	6.162	80.71	2:23.842	3
6	82	Marcus Mussa	Tecno	21:39.162	8	1:05.230	0.582	80.67	2:24.091	3
7	16	Mark Linstone	Brabham BT21	21:42.565	8	1:08.633	3.403	80.46	2:29.420	3
8	71	Chris Holland	Brabham BT21	21:44.039	8	1:10.107	1.474	80.37	2:26.813	2
9	2	Barry Sewell	Lotus 41	21:44.620	8	1:10.688	0.581	80.34	2:28.964	3
10	30	Clas Muller	Brabham BT28	21:54.634	8	1:20.702	10.014	79.73	2:29.637	3
11	96	Keith Messer	Vesey Ford	21:59.316	8	1:25.384	4.682	79.44	2:27.785	3
12	62	Geoffrey O'nion	Tecno	22:29.241	8	1:55.309	29.925	77.68	2:33.197	2
13	55	Julian Maynard	Chevron B17	23:14.676	8	2:40.744	45.435	75.15	2:34.490	2
----- NOT CLASSIFIED -----										
DNF	58	Ewen Serglson	Brabham BT21	12:23.532	5	-- 5 laps --		88.10	2:24.052	3
DNF	26	Steve Seaman	Brabham BT21	12:39.389	5	15.857	15.857	86.26	2:24.288	3
DNF	25	Michael Hibberd	Brabham BT18A	12:59.509	5	35.977	20.120	84.03	2:22.986	2
DNF	19	Peter Froude	Tecno	11:28.237	4	-- 4 laps --	1:36.148	76.14	2:44.240	1
DNF	50	Jim Timms	Brabham BT21B	7:33.344	3	-- 3 laps --		86.70	2:30.505	3
DNF	42	Barrie Pusey	Brabham BT21B							

----- FASTEST LAP SUMMARY -----

NO	DRIVER/S	CLASS	CAR MAKE / MODEL	FASTEST LAP	ON	MPH
14	Jon Milicevic	B	Brabham BT21B	2:21.144	2	92.83

CAR 5 - NON STARTER

Session Start: 15:09:52 - Finish: 15:30:26
Weather/Track Conditions: Showers / Dry
Circuit: Silverstone Historic Grand Prix
Track Length: 5.857 Km - 3.6394 miles

These results are provisional until the conclusion of any judicial and technical matters.

Clerk of the Course: <div style="text-align: right;">Julian Floyd</div>	Timekeeper: <div style="text-align: right;">Nick Palmer</div>	Issued at:
--	--	------------



Printed : 22-05-2016 - 15:33

Full results available at www.mstworld.com. Email: timing@mstworld.com

Silverstone International Trophy - 21 - 22 May 2016

Historic Formula 3

Race 11 - Sector Analysis

1 Leif Bosson (B)									Brabham BT28										
lap	Sect-1	Speed	Sect-2	Speed	Sect-3	Speed	TopSpeed	laptime	pit	lap	Sect-1	Speed	Sect-2	Speed	Sect-3	Speed	TopSpeed	laptime	pit
1		117.7	1:13.693	114.1	26.967	110.0		2:27.479		5	48.082	117.5	1:24.570	109.7	30.963	105.1		2:43.615	
2	46.100	120.1	1:12.830	112.8	26.737	108.2		2:25.667		6	53.650	114.1	1:31.218	108.4	31.715	97.0		2:56.583	
3	45.794	119.0	1:11.800	113.6	26.760	109.2		2:24.354		7	58.685	110.2	1:34.479	106.2	32.715	97.7		3:05.879	
4	45.735	119.0	1:15.619	113.2	28.214	107.1		2:29.568		8	58.121	113.4	1:29.942	108.6	31.210	102.1		2:59.273	

2 Barry Sewell (B)									Lotus 41										
lap	Sect-1	Speed	Sect-2	Speed	Sect-3	Speed	TopSpeed	laptime	pit	lap	Sect-1	Speed	Sect-2	Speed	Sect-3	Speed	TopSpeed	laptime	pit
1		119.0	1:15.003	111.7	27.743	105.6		2:31.494		5	50.402	113.6	1:25.738	106.4	31.086	99.6		2:47.226	
2	47.958	119.0	1:15.185	112.4	27.588	106.1		2:30.731		6	54.782	106.7	1:31.168	103.9	31.920	97.7		2:57.870	
3	46.683	118.8	1:14.510	112.0	27.771	105.2		2:28.964		7	55.252	110.9	1:30.589	102.3	31.316	101.0		2:57.157	
4	47.249	115.3	1:18.319	109.3	29.616	100.4		2:35.184		8	54.302	112.2	1:31.930	101.4	29.762	103.7		2:55.994	

14 Jon Milicevic (B)									Brabham BT21B										
lap	Sect-1	Speed	Sect-2	Speed	Sect-3	Speed	TopSpeed	laptime	pit	lap	Sect-1	Speed	Sect-2	Speed	Sect-3	Speed	TopSpeed	laptime	pit
1		117.9	1:12.457	112.0	26.203	107.6		2:22.985		5	46.116	119.2	1:18.931	111.7	28.414	106.2		2:33.461	
2	44.788	118.8	1:10.045	112.0	26.311	107.1		2:21.144		6	50.977	116.5	1:26.218	106.5	28.436	106.1		2:45.631	
3	44.997	119.0	1:11.101	112.4	26.388	107.5		2:22.486		7	53.146	110.2	1:28.685	105.8	29.843	105.2		2:51.674	
4	45.204	118.8	1:13.981	113.0	26.957	106.2		2:26.142		8	54.381	111.3	1:27.360	109.8	28.668	106.2		2:50.409	

16 Mark Linstone (B)									Brabham BT21										
lap	Sect-1	Speed	Sect-2	Speed	Sect-3	Speed	TopSpeed	laptime	pit	lap	Sect-1	Speed	Sect-2	Speed	Sect-3	Speed	TopSpeed	laptime	pit
1		120.7	1:14.855	115.9	27.431	108.3		2:31.076		5	52.017	117.1	1:26.227	99.4	30.473	97.4		2:48.717	
2	47.449	120.3	1:15.233	113.2	27.549	109.1		2:30.231		6	52.419	102.0	1:30.929	98.3	32.056	98.3		2:55.404	
3	47.114	118.4	1:14.553	111.1	27.753	108.0		2:29.420		7	55.250	106.2	1:30.538	97.4	30.895	103.4		2:56.683	
4	46.908	116.3	1:19.199	108.2	30.636	94.6		2:36.743		8	54.782	108.9	1:29.590	104.2	29.919	104.1		2:54.291	

19 Peter Froude (B)									Tecno										
lap	Sect-1	Speed	Sect-2	Speed	Sect-3	Speed	TopSpeed	laptime	pit	lap	Sect-1	Speed	Sect-2	Speed	Sect-3	Speed	TopSpeed	laptime	pit
1		110.6	1:21.202	102.5	29.762	100.1		2:44.240		3	51.899	108.1	1:23.854	101.7	29.562	98.5		2:45.315	
2	51.826	105.7	1:24.081	99.1	30.461	96.7		2:46.368		4	51.276	108.4	1:34.313	87.0				3:12.314	

22 Simon Armer (B)									March 703										
lap	Sect-1	Speed	Sect-2	Speed	Sect-3	Speed	TopSpeed	laptime	pit	lap	Sect-1	Speed	Sect-2	Speed	Sect-3	Speed	TopSpeed	laptime	pit
1		113.4	1:13.987	110.4	27.183	108.2		2:25.570		5	45.329	119.8	1:19.180	108.9	28.154	105.6		2:32.663	
2	44.688	122.2	1:11.361	113.7	26.406	109.2		2:22.455		6	50.447	115.3	1:28.060	103.9	30.189	103.2		2:48.696	
3	45.091	119.4	1:11.486	115.9	26.646	109.8		2:23.223		7	54.589	109.3	1:29.257	103.1	30.168	102.8		2:54.014	
4	45.204	120.1	1:11.802	113.4	27.261	107.3		2:24.267		8	53.380	113.0	1:27.418	104.2	29.745	103.2		2:50.543	

25 Michael Hibberd (B)									Brabham BT18A										
lap	Sect-1	Speed	Sect-2	Speed	Sect-3	Speed	TopSpeed	laptime	pit	lap	Sect-1	Speed	Sect-2	Speed	Sect-3	Speed	TopSpeed	laptime	pit
1		123.4	1:12.856	118.4	26.918	108.9		2:24.080		4	46.711	124.3	1:24.281	113.2	30.067	95.0		2:41.059	
2	45.236	121.8	1:10.762	115.5	26.988	108.5		2:22.986		5	50.269	118.8	1:35.495	79.3				3:07.420	
3	45.184	121.8	1:11.754	114.7	27.026	106.9		2:23.964		6									

26 Steve Seaman (B)									Brabham BT21										
lap	Sect-1	Speed	Sect-2	Speed	Sect-3	Speed	TopSpeed	laptime	pit	lap	Sect-1	Speed	Sect-2	Speed	Sect-3	Speed	TopSpeed	laptime	pit
1		123.8	1:13.063	114.7	26.996	110.7		2:25.412		4	45.652	118.4	1:13.857	114.9	29.005	102.0		2:28.514	
2	44.797	122.0	1:21.942	113.4	26.777	108.5		2:33.516		5	47.317	117.3	1:30.878	100.8	29.464	102.4		2:47.659	
3	45.438	119.0	1:11.775	114.1	27.075	108.5		2:24.288		6									

30 Clas Muller (B)									Brabham BT28										
lap	Sect-1	Speed	Sect-2	Speed	Sect-3	Speed	TopSpeed	laptime	pit	lap	Sect-1	Speed	Sect-2	Speed	Sect-3	Speed	TopSpeed	laptime	pit
1		120.5	1:15.527	114.9	27.458	107.6		2:32.785		5	50.968	118.1	1:27.323	104.5	31.538	100.7		2:49.829	
2	48.169	120.1	1:15.411	114.7	27.274	108.0		2:30.854		6	53.481	97.7	1:36.091	101.5	32.310	97.4		3:01.882	
3	47.292	118.1	1:14.751	113.0	27.594	105.4		2:29.637		7	56.521	102.3	1:32.570	104.4	30.930	93.3		3:00.021	
4	47.344	117.7	1:19.687	110.4	28.817	100.7		2:35.848		8	55.296	113.0	1:27.719	108.8	30.763	101.6		2:53.778	



Session Start: 15:09:52 - Finish: 15:30:26
 Weather/Track Conditions: Showers / Dry
 Circuit: Silverstone Historic Grand Prix
 Track Length: 5.857 Km - 3.6394 miles

Silverstone International Trophy - 21 - 22 May 2016

Historic Formula 3

Race 11 - Sector Analysis

42 Barrie Pusey (B)									Brabham BT21B										
lap	Sect-1	Speed	Sect-2	Speed	Sect-3	Speed	TopSpeed	laptime	pit	lap	Sect-1	Speed	Sect-2	Speed	Sect-3	Speed	TopSpeed	laptime	pit

46 Steve Smith (B)									Chevron B15C										
lap	Sect-1	Speed	Sect-2	Speed	Sect-3	Speed	TopSpeed	laptime	pit	lap	Sect-1	Speed	Sect-2	Speed	Sect-3	Speed	TopSpeed	laptime	pit
1		122.7	1:13.986	112.2	26.648	113.4		2:25.804		5	47.713	118.8	1:26.626	98.0	29.767	101.5		2:44.106	
2	45.436	124.3	1:11.875	115.1	26.796	109.8		2:24.107		6	53.774	114.1	1:32.753	101.7	33.079	96.3		2:59.606	
3	45.551	120.9	1:11.538	114.9	26.753	108.3		2:23.842		7	1:08.169	108.6	1:32.776	107.2	32.703	98.2		3:13.648	
4	45.502	121.4	1:15.982	110.0	28.012	107.3		2:29.496		8	55.453	115.1	1:30.479	106.0	32.039	97.4		2:57.971	

50 Jim Timms (B)									Brabham BT21B										
lap	Sect-1	Speed	Sect-2	Speed	Sect-3	Speed	TopSpeed	laptime	pit	lap	Sect-1	Speed	Sect-2	Speed	Sect-3	Speed	TopSpeed	laptime	pit
1		118.8	1:15.069	109.8	28.353	105.9		2:30.905		3	46.974	117.7	1:14.488	110.2	29.043	97.6		2:30.505	
2	47.882	115.1	1:16.521	113.2	27.531	106.9		2:31.934		4									

55 Julian Maynard (B)									Chevron B17										
lap	Sect-1	Speed	Sect-2	Speed	Sect-3	Speed	TopSpeed	laptime	pit	lap	Sect-1	Speed	Sect-2	Speed	Sect-3	Speed	TopSpeed	laptime	pit
1		116.5	1:17.785	110.6	27.881	106.1		2:36.361		5	53.971	104.5	1:32.458	92.4	33.026	92.8		2:59.455	
2	48.125	115.5	1:17.566	108.4	28.799	102.8		2:34.490		6	59.250	86.9	1:38.995	90.7	34.054	88.2		3:12.299	
3	48.827	114.1	1:19.076	111.5	28.098	105.9		2:36.001		7	1:00.585	91.1	1:42.737	87.0	35.502	87.2		3:18.824	
4	49.007	116.9	1:24.054	105.4	31.508	96.7		2:44.569		8	59.710	94.9	1:37.750	96.1	35.217	86.3		3:12.677	

58 Ewen Sergison (B)									Brabham BT21										
lap	Sect-1	Speed	Sect-2	Speed	Sect-3	Speed	TopSpeed	laptime	pit	lap	Sect-1	Speed	Sect-2	Speed	Sect-3	Speed	TopSpeed	laptime	pit
1		122.0	1:12.690	104.7	26.885	114.4		2:26.078		4	45.639	117.9	1:15.582	108.1	28.854	107.5		2:30.075	
2	45.258	124.3	1:12.385	115.7	26.459	111.7		2:24.102		5	47.411	118.1	1:22.552	106.7	29.262	97.6		2:39.225	
3	45.799	121.4	1:11.890	115.1	26.363	110.2		2:24.052		6									

62 Geoffrey O'nion (B)									Tecno										
lap	Sect-1	Speed	Sect-2	Speed	Sect-3	Speed	TopSpeed	laptime	pit	lap	Sect-1	Speed	Sect-2	Speed	Sect-3	Speed	TopSpeed	laptime	pit
1		113.2	1:17.952	111.1	28.219	104.9		2:37.373		5	52.751	110.7	1:27.099	100.6	31.441	99.2		2:51.291	
2	48.747	113.0	1:16.098	110.4	28.352	104.6		2:33.197		6	56.241	100.0	1:35.290	92.2	32.992	98.9		3:04.523	
3	49.007	113.6	1:18.339	107.7	28.452	103.6		2:35.798		7	58.354	95.9	1:34.841	98.0	32.899	98.6		3:06.094	
4	48.964	113.6	1:21.364	107.4	30.800	101.0		2:41.128		8	57.137	102.3	1:30.918	105.0	31.782	99.2		2:59.837	

65 Peter Thompson (B)									Brabham BT21										
lap	Sect-1	Speed	Sect-2	Speed	Sect-3	Speed	TopSpeed	laptime	pit	lap	Sect-1	Speed	Sect-2	Speed	Sect-3	Speed	TopSpeed	laptime	pit
1			116.7	26.312	111.5		2:24.846		5			110.4	28.300	108.3		2:33.669			
2			113.7	26.544	109.4		2:22.873		6			107.0	30.124	100.9		2:48.219			
3			113.4	26.404	109.2		2:23.209		7			107.2	31.541	96.1		2:59.088			
4			114.5	27.256	107.6		2:23.741		8			109.5	30.762	99.6		2:52.507			

71 Chris Holland (B)									Brabham BT21										
lap	Sect-1	Speed	Sect-2	Speed	Sect-3	Speed	TopSpeed	laptime	pit	lap	Sect-1	Speed	Sect-2	Speed	Sect-3	Speed	TopSpeed	laptime	pit
1		121.6	1:14.881	112.8	26.757	109.1		2:29.263		5	49.496	117.3	1:26.186	100.5	31.634	99.0		2:47.316	
2	45.660	119.6	1:14.297	114.1	26.856	108.2		2:26.813		6	53.172	111.1	1:32.189	100.3	32.275	97.1		2:57.636	
3	45.683	119.2	1:14.216	113.4	27.699	108.9		2:27.598		7	56.017	106.5	1:33.391	96.0	33.117	96.6		3:02.525	
4	45.543	120.3	1:18.138	107.4	29.535	103.7		2:33.216		8	56.700	103.4	1:32.149	102.8	30.823	101.3		2:59.672	

82 Marcus Mussa (B)									Tecno										
lap	Sect-1	Speed	Sect-2	Speed	Sect-3	Speed	TopSpeed	laptime	pit	lap	Sect-1	Speed	Sect-2	Speed	Sect-3	Speed	TopSpeed	laptime	pit
1		120.1	1:14.182	115.1	27.250	108.2		2:29.939		5	49.509	115.1	1:24.588	101.4	32.482	96.3		2:46.579	
2	45.586	119.6	1:12.543	111.3	27.027	106.2		2:25.156		6	54.961	108.2	1:33.762	96.3	32.720	96.6		3:01.443	
3	45.497	116.9	1:11.580	112.4	27.014	106.6		2:24.091		7	56.286	112.2	1:32.566	100.6	32.161	95.9		3:01.013	
4	45.625	117.1	1:17.692	111.3	29.347	100.4		2:32.664		8	56.214	114.7	1:30.380	103.7	31.683	98.2		2:58.277	



Session Start: 15:09:52 - Finish: 15:30:26
 Weather/Track Conditions: Showers / Dry
 Circuit: Silverstone Historic Grand Prix
 Track Length: 5.857 Km - 3.6394 miles

Silverstone International Trophy - 21 - 22 May 2016

Historic Formula 3

Race 11 - Sector Analysis

96 Keith Messer (B)									Vesey Ford								
lap	Sect-1	Speed	Sect-2	Speed	Sect-3	Speed	TopSpeed	laptime pit	lap	Sect-1	Speed	Sect-2	Speed	Sect-3	Speed	Topspeed	laptime pit
1		<u>120.9</u>	1:15.165	112.6	27.853	102.9		2:31.161	5	50.715	113.9	1:27.805	105.2	30.867	99.3		2:49.387
2	48.177	117.9	1:16.642	113.0	30.001	103.1		2:34.820	6	55.207	104.9	1:34.951	94.3	32.363	95.5		3:02.521
3	47.067	114.9	1:13.025	<u>114.1</u>	27.693	<u>104.7</u>		2:27.785	7	57.149	107.4	1:32.572	101.4	31.847	92.9		3:01.568
4	47.497	117.1	1:19.199	108.2	31.232	96.1		2:37.928	8	55.569	107.4	1:27.989	102.1	30.588	98.7		2:54.146

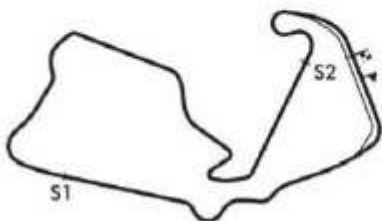


Silverstone International Trophy - 21 - 22 May 2016

Historic Formula 3

Race 11 - Best Sector Times

POS	NO	DRIVER/S	Sector 1			Sector 2			Sector 3			IDEAL LAP	BEST LAP	On
			TIME	LAP	POS	TIME	LAP	POS	TIME	LAP	POS			
1	14	Jon Milicevic	44.788	2	2	1:10.045	2	1	26.203	1	1	2:21.036	2:21.144	2
2	22	Simon Armer	44.688	2	1	1:11.361	2	3	26.406	2	4	2:22.455	2:22.455	2
3	65	Peter Thompson							26.312	1	2		2:22.873	2
4	1	Leif Bosson	45.735	4	9	1:11.800	3	7	26.737	2	6	2:24.272	2:24.354	3
5	46	Steve Smith	45.436	2	6	1:11.538	3	4	26.648	1	5	2:23.622	2:23.842	3
6	82	Marcus Mussa	45.497	3	7	1:11.580	3	5	27.014	3	10	2:24.091	2:24.091	3
7	16	Mark Linstone	46.908	4	11	1:14.553	3	13	27.431	1	12	2:28.892	2:29.420	3
8	71	Chris Holland	45.543	4	8	1:14.216	3	10	26.757	1	7	2:26.516	2:26.813	2
9	2	Barry Sewell	46.683	3	10	1:14.510	3	12	27.588	2	14	2:28.781	2:28.964	3
10	30	Clas Muller	47.292	3	14	1:14.751	3	14	27.274	2	11	2:29.317	2:29.637	3
11	96	Keith Messer	47.067	3	13	1:13.025	3	9	27.693	3	15	2:27.785	2:27.785	3
12	62	Geoffrey O'nion	48.747	2	16	1:16.098	2	15	28.219	1	17	2:33.064	2:33.197	2
13	55	Julian Maynard	48.125	2	15	1:17.566	2	16	27.881	1	16	2:33.572	2:34.490	2
14	58	Ewen Sergison	45.258	2	5	1:11.890	3	8	26.363	3	3	2:23.511	2:24.052	3
15	26	Steve Seaman	44.797	2	3	1:11.775	3	6	26.777	2	8	2:23.349	2:24.288	3
16	25	Michael Hibberd	45.184	3	4	1:10.762	2	2	26.918	1	9	2:22.864	2:22.986	2
17	19	Peter Froude	51.276	4	17	1:21.202	1	17	29.562	3	18	2:42.040	2:44.240	1
18	50	Jim Timms	46.974	3	12	1:14.488	3	11	27.531	2	13	2:28.993	2:30.505	3
19	42	Barrie Pusey												



Session Start: 15:09:52 - Finish: 15:30:26

Weather/Track Conditions: Showers / Dry

Circuit: Silverstone Historic Grand Prix

Track Length: 5.857 Km - 3.6394 miles

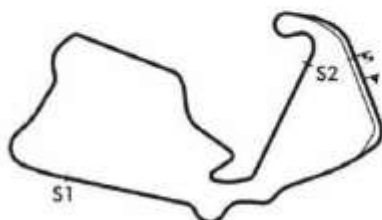


Silverstone International Trophy - 21 - 22 May 2016

Historic Formula 3

Race 11 - Best Sector Speeds

	NO	SECTOR 1	MPH	NO	SECTOR 2	MPH	NO	SECTOR 3	MPH
1	25	Michael Hibberd	124.3	25	Michael Hibberd	118.4	58	Ewen Sergison	114.4
2	46	Steve Smith	124.3	65	Peter Thompson	116.7	46	Steve Smith	113.4
3	58	Ewen Sergison	124.3	16	Mark Linstone	115.9	65	Peter Thompson	111.5
4	26	Steve Seaman	123.8	22	Simon Armer	115.9	26	Steve Seaman	110.7
5	22	Simon Armer	122.2	58	Ewen Sergison	115.7	1	Leif Bosson	110.0
6	71	Chris Holland	121.6	46	Steve Smith	115.1	22	Simon Armer	109.8
7	96	Keith Messer	120.9	82	Marcus Mussa	115.1	16	Mark Linstone	109.1
8	16	Mark Linstone	120.7	26	Steve Seaman	114.9	71	Chris Holland	109.1
9	30	Clas Muller	120.5	30	Clas Muller	114.9	25	Michael Hibberd	108.9
10	1	Leif Bosson	120.1	1	Leif Bosson	114.1	82	Marcus Mussa	108.2
11	82	Marcus Mussa	120.1	71	Chris Holland	114.1	30	Clas Muller	108.0
12	14	Jon Milicevic	119.2	96	Keith Messer	114.1	14	Jon Milicevic	107.6
13	2	Barry Sewell	119.0	50	Jim Timms	113.2	50	Jim Timms	106.9
14	50	Jim Timms	118.8	14	Jon Milicevic	113.0	2	Barry Sewell	106.1
15	55	Julian Maynard	116.9	2	Barry Sewell	112.4	55	Julian Maynard	106.1
16	62	Geoffrey O'nion	113.9	55	Julian Maynard	111.5	62	Geoffrey O'nion	104.9
17	19	Peter Froude	110.6	62	Geoffrey O'nion	111.1	96	Keith Messer	104.7
18	42	Barrie Pusey	0.0	19	Peter Froude	102.5	19	Peter Froude	100.1
19	65	Peter Thompson	0.0	42	Barrie Pusey	0.0	42	Barrie Pusey	0.0



Session Start: 15:09:52 - Finish: 15:30:26
Weather/Track Conditions: Showers / Dry
Circuit: Silverstone Historic Grand Prix
Track Length: 5.857 Km - 3.6394 miles

Silverstone International Trophy - 21 - 22 May 2016

Historic Formula 3

Race 11 - Lap Chart

Lap 1			Lap 2			Lap 3			Lap 4			Lap 5			Lap 6		
NO	Behind	Laptime	NO	Behind	Laptime	NO	Behind	Laptime	NO	Behind	Laptime	NO	Behind	Laptime	NO	Behind	Laptime
14		2:22.985	14		2:21.144	14		2:22.486	14		2:26.142	14		2:33.461	14		2:45.631
25	1.095	2:24.080	25	2.937	2:22.986	65	4.313	2:23.209	65	1.912	2:23.741	22	1.960	2:32.663	65	4.708	2:48.219
65	1.861	2:24.846	65	3.590	2:22.873	25	4.415	2:23.964	22	2.758	2:24.267	65	2.120	2:33.669	22	5.025	2:48.696
26	2.427	2:25.412	22	3.696	2:22.495	22	4.633	2:23.223	46	10.492	2:29.496	58	17.314	2:39.225	46	35.112	2:59.606
22	2.585	2:25.570	46	5.782	2:24.107	46	7.138	2:23.842	58	11.550	2:30.075	46	21.137	2:44.106	1	35.417	2:56.583
46	2.819	2:25.804	58	6.051	2:24.102	58	7.617	2:24.052	1	14.311	2:29.568	1	24.465	2:43.615	82	48.023	3:01.443
58	3.093	2:26.078	1	9.017	2:25.667	1	10.885	2:24.354	26	18.973	2:28.514	82	32.211	2:46.579	71	49.993	2:57.636
1	4.494	2:27.479	82	10.966	2:25.156	82	12.571	2:24.091	82	19.093	2:32.664	26	33.171	2:47.659	2	59.620	2:57.870
71	6.278	2:29.263	71	11.947	2:26.813	26	16.601	2:24.288	25	19.332	2:41.059	71	37.988	2:47.316	16	59.742	2:55.404
82	6.954	2:29.939	26	14.799	2:33.516	71	17.059	2:27.598	71	24.133	2:33.216	2	47.381	2:47.226	30	1:08.986	3:01.882
50	7.920	2:30.905	16	17.178	2:30.231	16	24.112	2:29.420	2	33.616	2:35.184	16	49.969	2:48.717	96	1:11.753	3:02.521
16	8.091	2:31.076	2	18.096	2:30.731	2	24.574	2:28.964	16	34.713	2:36.743	30	52.735	2:49.829	62	1:31.461	3:04.523
96	8.176	2:31.161	50	18.710	2:31.934	30	26.661	2:29.637	30	36.367	2:35.048	25	53.291	3:07.420	55	1:51.326	3:12.299
2	8.509	2:31.494	30	19.510	2:30.854	50	26.729	2:30.505	96	38.937	2:37.928	96	54.863	2:49.387			
30	9.800	2:32.785	96	21.852	2:34.820	96	27.151	2:27.785	62	54.739	2:41.128	62	1:12.569	2:51.291			
55	13.375	2:36.361	62	26.441	2:33.197	62	39.753	2:35.798	55	58.664	2:44.569	55	1:24.658	2:59.455			
62	14.388	2:37.373	55	26.722	2:34.490	55	40.237	2:36.001	19	1:55.480	3:12.314						
19	21.255	2:44.240	19	46.479	2:46.388	19	1:09.308	2:45.315									

Session Start: 15:09:52 - Finish: 15:30:26

Weather/Track Conditions: Showers / Dry

Circuit: Silverstone Historic Grand Prix

Track Length: 5.857 Km - 3.6394 miles

Silverstone International Trophy - 21 - 22 May 2016

Historic Formula 3

Race 11 - Lap Chart

Lap 7			Lap 8		
NO	Behind	Laptime	NO	Behind	Laptime
14		2:51.674	14		2:50.409
22	7.365	2:54.014	22	7.499	2:50.548
65	12.122	2:59.088	65	14.220	2:52.507
1	49.622	3:05.879	1	58.486	2:59.273
46	57.086	3:13.648	46	1:04.648	2:57.971
82	57.362	3:01.013	82	1:05.230	2:58.277
71	1:00.844	3:02.525	16	1:08.633	2:54.291
16	1:04.751	2:56.683	71	1:10.107	2:59.672
2	1:05.103	2:57.157	2	1:10.688	2:55.994
30	1:17.333	3:00.021	30	1:20.702	2:53.776
96	1:21.647	3:01.568	96	1:25.384	2:54.146
62	1:45.881	3:06.094	62	1:55.309	2:59.837
55	2:18.476	3:18.824	55	2:40.744	3:12.677

Session Start: 15:09:52 - Finish: 15:30:26
Weather/Track Conditions: Showers / Dry
Circuit: Silverstone Historic Grand Prix
Track Length: 5.857 Km - 3.6394 miles

Silverstone International Trophy - 21 - 22 May 2016

Guards Trophy Race 12 - Classification

Sheet No:

POS	NO	DRIVER/S	CLASS	CLASS POS	CAR MAKE / MODEL	TIME	LAPS	GAP	DIFF	MPH	BEST	ON
1	2	George Tizzard	SRE	1	Lenham Spyder	41:27.684	17	-- 17 laps		89.53	2:18.236	17
2	4	O'Connell-Watson	SRD	1	Chevron B8	41:41.208	17	13.524	13.524	89.05	2:18.648	7
3	32	Charles Allison	SRD	2	Chevron B8	42:12.231	17	44.547	31.023	87.96	2:21.584	13
4	34	Schryver-Schryver	SRD	3	Chevron B8	42:12.529	17	44.845	0.298	87.94	2:21.446	16
5	42	Colman-Colman	SRD	4	Chevron B8	42:31.214	17	1:03.530	18.685	87.30	2:21.085	10
6	25	Hibberd-Griffiths	SRB	1	Lotus 23B	42:32.282	17	1:04.598	1.068	87.27	2:22.712	14
7	46	Mike Whitaker	D	1	TVR Griffith	42:43.256	17	1:15.572	10.974	86.89	2:23.297	11
8	75	Leo Voyatzides	D	2	AC Cobra	43:06.102	17	1:38.418	22.846	86.12	2:25.270	12
9	5	Thomas-Turkington	SRB	2	Brabham BT5	43:17.650	17	1:49.966	11.548	85.74	2:23.264	16
10	14	Spiers-Hetherington	D	3	TVR Griffith	43:23.811	17	1:56.127	6.161	85.54	2:24.293	10
11	36	Newall-Garside	SRB	3	Lotus 23B	43:41.021	17	2:13.337	17.210	84.97	2:23.306	7
12	6	Thompson-McClurg	SRD	5	Chevron B6	43:43.625	17	2:15.941	2.604	84.89	2:24.369	17
13	27	Halstead-McPherson	SRC	1	Crossle 9S	41:48.961	16	-- 16 laps	29.705	83.55	2:26.418	6
14	7	Hollamby-Goodwin	SRB	4	Lotus 23B	41:50.230	16	1.269	1.269	83.51	2:24.085	14
15	26	John Davison	A	1	Lotus Elan 26R	41:59.981	16	11.020	9.751	83.18	2:28.841	14
16	39	Taylor-Taylor	SRD	6	Chevron B8	42:02.574	16	13.613	2.593	83.10	2:25.173	5
17	65	Peter Thompson	D	4	TVR Griffith	42:24.153	16	35.192	21.579	82.39	2:29.239	15
18	8	Paul Tooms	A	2	Lotus Elan	42:26.314	16	37.353	2.161	82.33	2:29.415	16
19	130	Clarkson-Smithies	SRD	7	Chevron B8	42:44.492	16	55.531	18.178	81.74	2:27.890	12
20	21	Russell-Russell	A	3	Lotus Elan	43:19.988	16	1:31.027	35.496	80.62	2:30.915	15
21	79	Paul Pheysey	C	1	Lotus Elan	43:20.675	16	1:31.714	0.687	80.60	2:30.261	15
22	23	Darren Wilson	SRB	5	Lotus 23A	43:23.296	16	1:34.335	2.621	80.52	2:30.609	14
23	19	Nick Pancisl	A	4	Lotus Elan S1	43:31.478	16	1:42.517	8.182	80.27	2:33.232	14
24	106	Macdonald-Ward-Booth	SRD	8	Ginetta G16	43:37.926	16	1:48.965	6.448	80.07	2:30.010	5
25	93	George Douglas	SRD	9	Ginetta G16	41:50.617	15	-- 15 laps	46.382	78.27	2:34.861	15
26	136	Mark Russell	C	2	Jaguar E-type	42:07.044	15	16.427	16.427	77.76	2:38.926	7
27	172	Chambers-Loader	B	1	MG B	43:03.040	15	1:12.423	55.996	76.08	2:42.243	6
28	9	Goff-Goff	A	5	Lotus Elan	43:13.187	15	1:22.570	10.147	75.78	2:38.506	7
29	1	Gardiner-Cox	D	5	TVR Griffith	43:14.887	15	1:24.270	1.700	75.73	2:25.764	9
30	60	Andrew Hayden	C	3	Austin Healey 3000 Mk2	43:27.322	15	1:36.705	12.435	75.37	2:41.635	14
31	152	Harris-Wilmoth	C	4	Austin Healey 3000	43:33.426	15	1:42.809	6.104	75.20	2:38.523	7
32	94	Bentley-Richardson	B	2	MG B	43:49.675	15	1:59.058	16.249	74.73	2:45.885	6
33	66	Griffin-Adams	A	6	Lotus Elan	44:01.898	15	2:11.281	12.223	74.38	2:43.459	6
34	105	Ian Kilpatrick	SRE	2	Ginetta G12	42:06.523	14	-- 14 laps	49.688	72.59	2:47.086	12
35	37	Steve Naish	B	3	MG B	42:21.126	14	14.603	14.603	72.18	2:50.480	11
36	154	Aylett-Farrall	INV	1	GSM Delta Coupe	42:35.992	14	29.469	14.866	71.76	2:50.285	6
37	155	Haines-Bagnall	B	4	MG B	43:25.858	14	1:19.335	49.866	70.39	2:53.284	13
----- NOT CLASSIFIED -----												
DNF	104	Michael Richings	SRB		Merlyn Mk4A	25:18.789	9	-- 9 laps --		77.63	2:42.370	6
DNF	20	Gregory Thornton	SRD		Chevron B8	31:04.236	8	-- 8 laps --	8:45.439	56.22	2:24.180	7
DNF	41	Brian Casey	SRE		Lenham P69	13:27.557	5	-- 5 laps --		81.11	2:38.056	4
DNF	72	Jamie Boot	C		Jaguar E-type	5:30.353	2	-- 2 laps --	0.589	79.32	2:40.659	2
DNF	52	Neil Daws	SRB		Merlyn 6A							

CARS 10, 64, 77 & 111 - NON STARTERS

Session Start: 15:45:12 - Finish: 16:26:39

Weather/Track Conditions: Cloud / Dry

Circuit: Silverstone Historic Grand Prix

Track Length: 5.857 Km - 3.6394 miles

These results are provisional until the conclusion of any judicial and technical matters.

Clerk of the Course: <div style="text-align: right;">Julian Floyd</div>	Timekeeper: <div style="text-align: right;">Nick Palmer</div>	Issued at:
--	--	------------

Silverstone International Trophy - 21 - 22 May 2016

Guards Trophy Race 12 - Classification

Sheet No:

DNF 43 Jones-Jones SRC Elva Mk7

----- FASTEST LAP SUMMARY -----

NO	DRIVER/S	CLASS	CAR MAKE / MODEL	FASTEST LAP	ON	MPH
2	George Tizzard	SRE	Lenham Spyder	2:18.236	17	94.78
4	O'Connell-Watson	SRD	Chevron B8	2:18.648	7	94.50
25	Hibberd-Griffiths	SRB	Lotus 23B	2:22.712	14	91.81
46	Mike Whitaker	D	TVR Griffith	2:23.297	11	91.43
27	Halstead-McPherson	SRC	Crossle 9S	2:26.418	6	89.48
26	John Davison	A	Lotus Elan 26R	2:28.841	14	88.03
79	Paul Pheysey	C	Lotus Elan	2:30.261	15	87.19
172	Chambers-Loader	B	MG B	2:42.243	6	80.75
154	Aylett-Farrall	INV	GSM Delta Coupe	2:50.285	6	76.94

CARS 10, 64, 77 & 111 - NON STARTERS

Session Start: 15:45:12 - Finish: 16:26:39
Weather/Track Conditions: Cloud / Dry
Circuit: Silverstone Historic Grand Prix
Track Length: 5.857 Km - 3.6394 miles

These results are provisional until the conclusion of any judicial and technical matters.

Clerk of the Course: <div style="text-align: right;">Julian Floyd</div>	Timekeeper: <div style="text-align: right;">Nick Palmer</div>	Issued at:
--	--	------------

Silverstone International Trophy - 21 - 22 May 2016

Guards Trophy

Race 12 - Sector Analysis

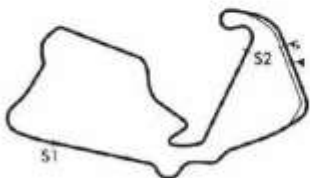
1 Gardiner-Cox (D)									TVR Griffith										
lap	Sect-1	Speed	Sect-2	Speed	Sect-3	Speed	TopSpeed	laptime	pt	lap	Sect-1	Speed	Sect-2	Speed	Sect-3	Speed	TopSpeed	laptime	pt
1		137.5	1:16.588	122.0	27.664	122.2		2:31.754		9	45.357	140.1	1:12.853	123.1	27.554	118.5		2:25.764	
2	45.294	134.2	1:16.995	119.0	28.112	119.8		2:30.401		10	44.940	141.9	1:19.297	105.8				2:39.459	
3	45.300	144.0	1:16.588	121.8	27.661	120.9		2:29.549		11	Out	121.8	1:20.738	103.6	29.714	103.4		5:06.144	P
4	44.994	137.0	1:15.001	122.7	27.329	122.2		2:27.324		12	49.976	117.5	1:20.968	103.4	29.870	103.2		2:40.814	
5	44.983	140.1	1:15.675	113.0	27.681	122.5		2:28.339		13	51.210	106.5	1:20.983	99.0	32.669	93.7		2:44.862	
6	45.496	130.3	1:15.367	122.5	27.334	119.8		2:28.197		14	51.688	109.7	1:29.549	68.5	34.217	71.7		2:55.454	
7	46.361	136.7	1:20.127	121.6				2:40.307		15	1:08.719	72.1	1:41.435	66.5	37.339	62.1		3:27.493	
8	Out	139.5	1:13.107	124.0	27.660	120.7		3:39.026	P	16									

2 George Tizzard (SRE)									Lenham Spyder										
lap	Sect-1	Speed	Sect-2	Speed	Sect-3	Speed	TopSpeed	laptime	pt	lap	Sect-1	Speed	Sect-2	Speed	Sect-3	Speed	TopSpeed	laptime	pt
1		129.8	1:14.122	123.8	26.105	118.1		2:25.647		10	44.061	126.9	1:09.564	123.4	26.134	117.6		2:19.759	
2	44.740	124.3	1:13.332	121.8	26.271	115.8		2:24.343		11	43.265	126.1	1:09.529	122.5	25.966	116.2		2:18.760	
3	43.518	125.4	1:11.652	122.2	26.424	115.8		2:21.594		12	43.338	127.1	1:11.250	120.9	25.850	117.0		2:20.438	
4	43.395	125.7	1:11.850	122.0	26.246	115.8		2:21.491		13	43.939	126.9	1:09.007	122.5	25.976	116.4		2:18.922	
5	43.285	127.3	1:11.660	122.7	26.253	116.4		2:21.198		14	44.268	126.9	1:10.578	123.8	26.106	116.2		2:20.952	
6	44.785	125.9	1:10.410	122.5	26.560	116.4		2:21.755		15	43.110	127.3	1:09.304	121.4	26.670	116.8		2:19.084	
7	43.592	127.3	1:10.063	123.1	26.396	115.8		2:20.051		16	43.634	126.9	1:11.753	119.2	26.301	116.2		2:21.688	
8	43.808	125.4	1:13.780	113.2				2:30.331		17	43.219	126.4	1:08.949	122.0	26.068	116.4		2:18.236	
9	Out	125.7	1:09.809	121.8	26.085	117.2		3:43.435	P	18									

4 O'Connell-Watson (SRD)									Chevron B8										
lap	Sect-1	Speed	Sect-2	Speed	Sect-3	Speed	TopSpeed	laptime	pt	lap	Sect-1	Speed	Sect-2	Speed	Sect-3	Speed	TopSpeed	laptime	pt
1		129.8	1:12.059	125.4	26.270	117.0		2:23.407		10	43.597	131.8	1:10.108	125.0				2:22.944	
2	43.619	130.6	1:11.044	125.4	26.077	117.0		2:20.740		11	Out	130.3	1:13.937	123.6	27.351	115.8		3:45.326	P
3	43.729	130.1	1:10.165	125.2	26.173	117.2		2:20.067		12	46.127	130.6	1:12.337	123.4	27.233	116.2		2:25.697	
4	43.370	131.1	1:09.754	125.4	25.783	117.9		2:18.907		13	45.158	131.1	1:13.140	122.7	27.573	114.6		2:25.871	
5	43.118	131.1	1:10.062	125.4	26.032	117.4		2:19.212		14	46.186	130.6	1:13.005	122.2	27.933	114.8		2:27.124	
6	43.190	131.6	1:09.617	125.9	26.017	117.6		2:18.824		15	45.430	128.8	1:12.963	125.0	27.217	115.8		2:25.610	
7	43.325	130.6	1:09.302	124.7	26.021	117.9		2:18.648		16	46.049	129.6	1:12.689	123.4	27.330	111.3		2:26.068	
8	43.078	132.4	1:09.138	125.2	26.508	117.4		2:18.724		17	45.243	129.8	1:12.649	122.9	27.371	116.6		2:25.263	
9	43.615	130.6	1:08.851	125.0	26.310	117.6		2:18.776		18									

5 Thomas-Turkington (SRB)									Brabham BT5										
lap	Sect-1	Speed	Sect-2	Speed	Sect-3	Speed	TopSpeed	laptime	pt	lap	Sect-1	Speed	Sect-2	Speed	Sect-3	Speed	TopSpeed	laptime	pt
1		130.8	1:17.255	126.4	27.483	114.8		2:35.147		10	45.035	132.1	1:12.142	125.4	26.823	115.2		2:24.000	
2	46.255	130.6	1:15.801	122.9	27.510	114.6		2:29.566		11	44.571	132.9	1:12.404	125.7	26.976	115.0		2:23.951	
3	45.149	131.8	1:15.374	120.5	27.857	113.0		2:28.380		12	45.386	133.2	1:13.675	126.1	26.957	116.0		2:26.018	
4	45.445	131.6	1:14.320	125.4	27.366	113.4		2:27.131		13	44.556	132.9	1:12.397	126.1	26.784	116.6		2:23.737	
5	45.331	132.6	1:13.860	124.7	27.433	113.6		2:26.624		14	44.651	133.2	1:12.780	127.1	27.012	117.0		2:24.443	
6	45.842	131.1	1:14.178	121.4	27.816	114.4		2:27.836		15	44.456	133.4	1:12.719	124.0	27.053	116.2		2:24.228	
7	45.771	132.1	1:14.723	122.5	28.026	114.2		2:28.520		16	44.346	132.4	1:12.031	125.4	26.887	116.6		2:23.264	
8	45.950	131.1	1:14.085	118.4				2:34.015		17	44.248	133.7	1:13.559	123.6	26.999	116.8		2:24.806	
9	Out	131.1	1:13.053	125.9	27.262	114.6		4:05.984	P	18									

6 Thompson-McClurg (SRD)									Chevron B6										
lap	Sect-1	Speed	Sect-2	Speed	Sect-3	Speed	TopSpeed	laptime	pt	lap	Sect-1	Speed	Sect-2	Speed	Sect-3	Speed	TopSpeed	laptime	pt
1				124.7	27.840	117.2		2:37.329		10				123.4	27.670	118.5		2:26.291	
2				117.3	28.459	115.4		2:34.398		11				126.4	26.951	119.4		2:26.143	
3				124.0	28.031	116.2		2:32.370		12				125.9	27.164	119.8		2:26.340	
4				124.0	27.642	114.4		2:32.143		13				126.6	26.967	118.9		2:25.235	
5				123.6	28.274	114.2		2:31.644		14				124.3	27.296	119.6		2:27.533	
6				122.0	28.164	111.8		2:34.905		15				121.4	27.225	120.0		2:25.582	
7				115.1				2:36.613		16				122.9	27.383	119.8		2:25.355	
8	Out		In	126.1	27.333	120.0		3:47.801	P	17				123.1	27.055	120.7		2:24.369	
9				116.7	27.540	119.4		2:29.574		18									



Session Start: 15:45:12 - Finish: 16:26:39

Weather/Track Conditions: Cloud / Dry

Circuit: Silverstone Historic Grand Prix

Track Length: 5.857 Km - 3.6394 miles

Silverstone International Trophy - 21 - 22 May 2016

Guards Trophy

Race 12 - Sector Analysis

7 Hollamby-Goodwin (SRB)									Lotus 23B										
lap	Sect-1	Speed	Sect-2	Speed	Sect-3	Speed	TopSpeed	laptime	pt	lap	Sect-1	Speed	Sect-2	Speed	Sect-3	Speed	Topspeed	laptime	pt
1		130.6	1:40.420	119.0	29.721	110.9		3:01.844		9	46.092	132.6	1:13.363	125.7	27.302	115.2		2:26.757	
2	49.268	113.7	1:21.566	120.7	28.573	112.0		2:39.407		10	45.949	134.8	1:14.391	125.2	27.264	115.0		2:27.604	
3	48.670	121.1	1:21.201	116.9	28.643	114.4		2:38.514		11	45.242	134.5	1:12.310	124.7	27.550	116.2		2:25.102	
4	47.347	128.6	1:16.117	124.3	27.689	111.5		2:31.153		12	46.223	133.4	1:12.932	121.8	27.451	115.4		2:26.606	
5	46.904	129.3	1:17.705	120.9				2:34.710		13	44.768	134.2	1:13.409	120.3	27.728	114.4		2:25.905	
6	Out	131.6	1:17.321	122.2	27.564	112.6		4:02.491	P	14	44.932	133.7	1:11.946	126.1	27.207	116.4		2:24.085	
7	46.861	131.3	1:14.787	117.3	27.595	108.7		2:29.243		15	45.330	134.2	1:12.513	122.2	27.753	114.2		2:25.596	
8	45.419	135.3	1:13.698	125.2	27.151	117.0		2:26.268		16	44.718	133.7	1:12.588	126.1	27.639	113.0		2:24.945	

8 Paul Tooms (A)									Lotus Elan										
lap	Sect-1	Speed	Sect-2	Speed	Sect-3	Speed	TopSpeed	laptime	pt	lap	Sect-1	Speed	Sect-2	Speed	Sect-3	Speed	Topspeed	laptime	pt
1		123.6	1:22.654	116.9	28.677	110.7		2:47.273		9	47.313	125.0	1:14.878	117.1	28.786	109.4		2:30.977	
2	49.354	118.1	1:22.439	112.8	29.299	108.9		2:41.092		10	47.365	123.8	1:16.258	114.3				2:33.749	
3	49.610	124.0	1:19.365	119.4	28.608	110.7		2:37.583		11	Out	125.2	1:16.337	117.1	28.279	110.0		3:52.306	P
4	48.352	127.8	1:18.194	115.7	28.857	111.7		2:35.403		12	47.034	128.3	1:16.117	115.7	30.938	111.8		2:34.089	
5	47.595	127.1	1:17.555	117.1	28.465	111.5		2:33.615		13	46.834	124.7	1:14.781	117.5	28.508	110.7		2:30.123	
6	49.230	121.8	1:16.731	115.3	28.732	109.8		2:34.693		14	46.923	125.0	1:15.770	118.1	28.371	111.5		2:31.064	
7	47.873	122.9	1:16.149	109.8	28.852	109.1		2:32.874		15	46.999	121.4	1:14.606	118.1	28.507	112.8		2:30.112	
8	47.293	125.0	1:15.785	116.3	28.868	112.2		2:31.946		16	46.697	125.7	1:14.440	119.0	28.278	109.1		2:29.415	

9 Goff-Goff (A)									Lotus Elan										
lap	Sect-1	Speed	Sect-2	Speed	Sect-3	Speed	TopSpeed	laptime	pt	lap	Sect-1	Speed	Sect-2	Speed	Sect-3	Speed	Topspeed	laptime	pt
1		107.5	1:25.151	108.4	29.561	108.3		2:53.269		9	Out	110.9	1:28.837	96.7	32.901	97.6		4:21.887	P
2	50.309	97.7	1:25.546	100.2	29.725	110.2		2:45.580		10	53.477	105.0	1:27.577	107.9	31.304	96.6		2:52.358	
3	50.001	103.6	1:23.138	112.2	29.013	110.5		2:42.152		11	54.582	105.0	1:27.111	99.0	32.181	91.3		2:53.874	
4	49.340	108.2	1:22.704	100.5	29.732	109.4		2:41.776		12	54.003	106.9	1:26.363	102.3	32.049	96.4		2:52.415	
5	50.011	114.1	1:21.304	112.4	29.294	108.7		2:40.609		13	54.017	103.6	1:25.750	107.9	31.602	94.2		2:51.369	
6	49.787	117.1	1:20.409	110.0	29.052	109.6		2:39.248		14	52.900	111.3	1:24.420	108.1	31.518	96.1		2:48.838	
7	48.368	114.3	1:20.738	106.2	29.400	108.0		2:38.506		15	52.425	111.1	1:24.772	108.1	31.738	96.6		2:48.935	
8	48.715	115.5	1:20.655	102.5				2:42.371		16									

14 Spiers-Hetherington (D)									TVR Griffith										
lap	Sect-1	Speed	Sect-2	Speed	Sect-3	Speed	TopSpeed	laptime	pt	lap	Sect-1	Speed	Sect-2	Speed	Sect-3	Speed	Topspeed	laptime	pt
1		131.8	1:18.442	120.9	27.752	121.6		2:37.559		10	44.546	143.7	1:12.507	127.1	27.240	121.1		2:24.293	
2	47.446	120.7	1:18.334	128.1	27.497	118.5		2:33.277		11	45.608	142.8	1:12.901	128.6	27.136	122.7		2:25.645	
3	45.959	138.9	1:15.934	125.7	27.410	119.8		2:29.303		12	45.761	142.2	1:12.870	129.8	27.086	120.9		2:25.717	
4	45.196	142.2	1:15.616	129.3	27.419	120.0		2:28.231		13	44.387	143.7	1:13.243	126.9	27.857	120.5		2:25.487	
5	45.039	140.7	1:15.359	126.9	27.362	118.3		2:27.760		14	44.796	143.1	1:13.297	127.8	27.214	122.5		2:25.307	
6	45.298	140.4	1:15.806	125.9	27.645	117.2		2:28.749		15	44.142	136.7	1:15.253	120.1	27.594	122.0		2:26.989	
7	46.008	137.2	1:14.250	120.9	28.370	114.4		2:28.628		16	44.924	142.8	1:12.993	122.7	27.857	116.2		2:25.774	
8	45.664	141.9	1:15.497	120.3				2:32.243		17	45.353	141.9	1:14.606	125.2	27.697	119.8		2:27.656	
9	Out	141.9	1:14.169	124.3	27.424	121.1		3:51.193	P	18									

19 Nick Pancisi (A)									Lotus Elan S1										
lap	Sect-1	Speed	Sect-2	Speed	Sect-3	Speed	TopSpeed	laptime	pt	lap	Sect-1	Speed	Sect-2	Speed	Sect-3	Speed	Topspeed	laptime	pt
1		115.1	1:25.224	115.1	29.284	107.1		2:51.922		9	Out	124.7	1:17.101	118.8	28.366	109.4		3:54.296	P
2	50.613	113.4	1:26.108	114.5	29.531	108.3		2:46.252		10	48.392	125.2	1:20.438	117.7	28.844	109.1		2:37.674	
3	48.579	125.9	1:24.047	115.7	28.895	110.0		2:41.521		11	47.697	126.1	1:18.176	118.8	29.015	109.6		2:34.888	
4	49.839	126.4	1:20.844	116.3	28.900	108.2		2:39.583		12	47.917	123.8	1:19.525	117.7	29.527	105.9		2:36.969	
5	49.956	124.7	1:18.852	117.7	28.916	108.5		2:37.724		13	47.594	125.9	1:18.840	117.1	28.989	107.3		2:35.423	
6	48.735	124.3	1:18.893	116.7	29.124	107.5		2:36.752		14	47.760	127.6	1:16.915	119.0	28.557	109.6		2:33.232	
7	48.410	124.5	1:19.026	115.7	29.168	108.2		2:36.604		15	47.858	126.6	1:18.245	115.7	29.734	107.8		2:35.837	
8	48.227	125.2	1:17.924	117.5				2:37.384		16	48.102	125.9	1:17.994	118.6	29.321	108.0		2:35.417	

20 Gregory Thornton (SRD)									Chevron B8										
lap	Sect-1	Speed	Sect-2	Speed	Sect-3	Speed	TopSpeed	laptime	pt	lap	Sect-1	Speed	Sect-2	Speed	Sect-3	Speed	Topspeed	laptime	pt
1		135.0	1:20.584	110.9				2:43.701		5	44.687	131.1	1:12.957	120.1				2:28.411	
2	Out	129.1	1:18.139	119.8	28.303	115.6		12:06.461	P	6	Out	131.1	1:11.805	122.5	27.356	116.6		3:50.592	P
3	46.705	130.1	1:13.202	122.7	26.978	115.4		2:26.885		7	45.428	132.4	1:12.009	123.6	26.743	114.6		2:24.180	
4	44.461	130.6	1:13.728	101.8	28.253	115.8		2:26.442		8	44.415	133.4	1:17.486	97.0				2:37.564	



Session Start: 15:45:12 - Finish: 16:26:39
 Weather/Track Conditions: Cloud / Dry
 Circuit: Silverstone Historic Grand Prix
 Track Length: 5.857 Km - 3.6394 miles

Silverstone International Trophy - 21 - 22 May 2016

Guards Trophy

Race 12 - Sector Analysis

21 Russell-Russell (A)									Lotus Elan										
lap	Sect-1	Speed	Sect-2	Speed	Sect-3	Speed	TopSpeed	laptime	pt	lap	Sect-1	Speed	Sect-2	Speed	Sect-3	Speed	Topspeed	laptime	pt
1		125.4	1:22.886	117.7	29.182	105.6		2:46.694		9	48.198	125.9	1:16.908	116.1	28.668	107.8		2:33.774	
2	49.337	122.9	1:23.660	113.9	29.162	108.2		2:42.159		10	47.669	126.4	1:18.682	117.5	28.785	107.3		2:35.136	
3	49.344	122.9	1:19.040	<u>120.3</u>	28.651	108.5		2:37.035		11	47.275	125.2	1:17.721	117.9	28.593	107.1		2:33.589	
4	48.241	<u>127.3</u>	1:17.819	118.8	28.394	107.6		2:34.454		12	47.787	123.8	1:17.573	119.6	28.946	107.3		2:34.306	
5	48.158	126.9	1:17.475	116.5	28.632	108.0		2:34.265		13	47.435	124.7	1:18.202	116.9	29.433	108.9		2:35.070	
6	55.836	123.8	1:17.441	117.9				2:46.894		14	47.348	125.0	1:17.952	117.7	28.566	108.3		2:33.866	
7	Out	118.8	1:19.518	113.4	29.277	107.3		4:02.587	P	15	<u>46.896</u>	126.9	<u>1:15.636</u>	119.0	<u>28.383</u>	<u>109.4</u>		<u>2:30.915</u>	
8	47.555	125.4	1:28.431	117.3	28.877	106.9		2:44.863		16	47.926	126.1	1:18.039	116.9	28.416	108.5		2:34.381	

23 Darren Wilson (SRB)									Lotus 23A										
lap	Sect-1	Speed	Sect-2	Speed	Sect-3	Speed	TopSpeed	laptime	pt	lap	Sect-1	Speed	Sect-2	Speed	Sect-3	Speed	Topspeed	laptime	pt
1		128.1	1:37.028	116.3	29.499	111.5		3:00.589		9	<u>46.886</u>	129.1	1:16.314	121.8	28.545	114.0		2:31.745	
2	48.300	116.3	1:22.045	121.6	29.407	110.2		2:39.782		10	47.418	129.6	1:17.585	123.1	28.613	111.8		2:33.616	
3	47.868	128.6	1:21.061	121.1	28.385	113.2		2:37.314		11	47.744	129.8	1:16.698	<u>123.6</u>	38.486	92.0		2:42.928	
4	46.975	129.3	1:16.633	123.4	<u>28.037</u>	<u>115.2</u>		2:31.645		12	47.820	<u>130.3</u>	1:16.582	120.3	28.895	112.0		2:33.297	
5	46.976	128.1	1:17.207	122.9	28.290	114.4		2:32.473		13	47.221	130.1	1:16.518	119.0	28.521	113.6		2:32.260	
6	47.048	129.3	1:16.968	122.7	28.507	113.6		2:32.523		14	46.932	129.1	<u>1:15.532</u>	121.6	28.145	114.8		<u>2:30.609</u>	
7	46.940	129.1	1:17.052	120.3				2:37.059		15	47.236	130.1	1:18.232	120.1	28.344	114.4		2:33.812	
8	Out	126.4	1:16.805	121.4	28.265	113.6		4:14.777	P	16	48.381	129.1	1:21.211	108.6	29.275	114.2		2:38.867	

25 Hibberd-Griffiths (SRB)									Lotus 23B										
lap	Sect-1	Speed	Sect-2	Speed	Sect-3	Speed	TopSpeed	laptime	pt	lap	Sect-1	Speed	Sect-2	Speed	Sect-3	Speed	Topspeed	laptime	pt
1		133.7	1:15.990	128.1	27.658	118.7		2:32.651		10	Out	137.5	1:12.779	129.3	27.268	119.1		3:45.998	P
2	45.139	126.6	1:15.051	123.4	27.120	118.5		2:27.310		11	44.231	137.8	1:11.919	129.6	27.068	<u>119.6</u>		2:23.218	
3	44.215	136.7	1:14.205	126.1	27.000	118.1		2:25.420		12	44.945	137.5	1:14.475	<u>130.1</u>	27.649	115.6		2:27.069	
4	44.400	137.2	1:13.857	126.9	27.203	115.2		2:25.460		13	45.013	136.1	1:11.602	129.3	27.506	119.4		2:24.121	
5	44.629	138.4	1:12.663	<u>130.1</u>	<u>26.802</u>	118.9		2:24.094		14	44.279	<u>138.7</u>	1:11.459	128.3	26.974	115.8		<u>2:22.712</u>	
6	44.457	137.2	1:13.177	122.9	27.638	115.6		2:25.272		15	44.896	134.8	<u>1:11.296</u>	123.1	27.378	117.4		2:23.570	
7	<u>44.171</u>	137.0	1:11.741	126.9	27.174	116.6		2:23.086		16	44.276	135.3	1:12.485	122.7	27.393	116.8		2:24.154	
8	46.014	135.6	1:12.520	122.7	27.235	117.2		2:25.769		17	44.938	134.8	1:12.111	128.3	26.956	111.7		2:24.005	
9	46.102	134.8	1:12.685	128.3				2:28.373		18									

26 John Davison (A)									Lotus Elan 26R										
lap	Sect-1	Speed	Sect-2	Speed	Sect-3	Speed	TopSpeed	laptime	pt	lap	Sect-1	Speed	Sect-2	Speed	Sect-3	Speed	Topspeed	laptime	pt
1		115.7	1:24.236	119.6	28.277	<u>111.8</u>		2:45.799		9	47.654	126.1	1:15.234	119.8	28.098	111.1		2:30.986	
2	47.016	123.6	1:18.081	<u>121.6</u>	28.486	109.6		2:33.583		10	46.575	127.3	1:15.142	117.5				2:35.140	
3	47.475	125.9	1:17.522	120.9	28.070	111.3		2:33.067		11	Out	125.9	1:15.320	120.9	27.867	111.3		3:53.295	P
4	46.724	126.4	1:17.016	121.4	28.270	111.3		2:32.010		12	46.637	125.4	1:15.365	117.9	28.142	111.3		2:30.144	
5	46.642	126.6	1:16.942	120.7	28.003	110.0		2:31.587		13	<u>46.430</u>	<u>127.6</u>	1:15.359	119.6	28.440	108.2		2:30.229	
6	46.514	125.9	1:15.818	120.7	27.925	111.5		2:30.257		14	46.714	126.6	<u>1:14.222</u>	121.1	27.905	<u>111.8</u>		<u>2:28.841</u>	
7	46.517	127.1	1:16.088	115.7	28.145	111.7		2:30.750		15	46.543	125.7	1:16.193	120.7	<u>27.859</u>	111.1		2:30.595	
8	46.545	126.9	1:17.431	114.3	28.338	111.3		2:32.314		16	47.704	126.1	1:15.692	120.1	27.988	111.3		2:31.384	

27 Halstead-McPherson (SRC)									Crossle 9S										
lap	Sect-1	Speed	Sect-2	Speed	Sect-3	Speed	TopSpeed	laptime	pt	lap	Sect-1	Speed	Sect-2	Speed	Sect-3	Speed	Topspeed	laptime	pt
1		124.5	1:19.822	118.4	28.371	114.0		2:41.856		9	45.738	130.1	1:16.756	115.7	27.620	118.3		2:30.114	
2	47.292	120.5	1:17.518	119.8	27.884	115.8		2:32.694		10	<u>44.852</u>	129.8	1:15.765	116.1				2:31.830	
3	46.389	128.1	1:15.340	<u>127.8</u>	<u>26.770</u>	116.6		2:28.499		11	Out	129.6	1:16.135	117.3	28.172	114.2		4:01.176	P
4	45.959	131.3	1:14.858	119.6	27.244	117.0		2:28.061		12	48.286	125.7	1:17.984	111.1	28.298	116.6		2:34.568	
5	46.678	130.6	1:13.446	122.5	27.335	<u>119.8</u>		2:27.459		13	46.505	128.8	1:15.057	112.8	28.456	115.6		2:30.018	
6	45.733	<u>131.8</u>	<u>1:13.408</u>	125.2	27.277	119.1		<u>2:26.418</u>		14	46.178	128.3	1:14.950	115.5	28.186	116.8		2:29.314	
7	45.230	131.3	1:13.586	119.6	28.814	116.8		2:27.630		15	47.197	113.6	1:17.746	114.9	30.202	111.3		2:35.145	
8	45.134	130.1	1:17.665	111.3	28.786	115.4		2:31.585		16	47.651	128.3	1:16.147	117.9	28.796	115.8		2:32.594	



Session Start: 15:45:12 - Finish: 16:26:39

Weather/Track Conditions: Cloud / Dry

Circuit: Silverstone Historic Grand Prix

Track Length: 5.857 Km - 3.6394 miles