

Cadwell Park "Wolds Trophy" Historic Race Meeting - 18 -19 Jun 2016

HSCC Historic Formula 3 Justin Haler Trophy Qualifying for Race 6 - Classification

Sheet No:

POS	NO	DRIVERIS	CAR MAKE / MODEL	TIME	ON	LAPS	GAP	DIFF	MPH
1	14	Jonathan Milicevic	Brabham BT21 B	1:35.579	9	9			82.36
2	65	Peter Thompson	Brabham BT21	1:36.370	9	9	0.791	0.791	81.68
3	22	Simon Armer	March 703	1:36.581	7	9	1.002	0.211	81.50
4	58	Ewen Sergison	Brabham BT21	1:38.095	7	9	2.516	1.514	80.25
5	1	Leif Bosson	Brabham BT28	1:38.490	9	9	2.911	0.395	79.92
6	5	Jim Blockley	Chevron B17	1:40.142	4	5	4.563	1.652	78.61
7	26	Steve Seaman	Brabham BT21	1:41.520	3	9	5.941	1.378	77.54
8	82	Marcus Mussa	Tecno	1:41.844	7	8	6.265	0.324	77.29
9	71	Chris Holland	Brabham BT21	1:42.072	6	9	6.493	0.228	77.12
10	96	Keith Messer	Vesey Ford	1:43.373	7	8	7.794	1.301	76.15
11	74	Jon Waggitt	Lotus 31	1:43.487	6	6	7.908	0.114	76.07
12	55	Julian Maynard	Chevron B17	1:43.771	7	8	8.192	0.284	75.86
13	62	Geoffrey O'nion	Tecno	1:44.926	6	8	9.347	1.155	75.02
14	16	Mark Linstone	Brabham BT21	1:45.559	8	8	9.980	0.633	74.57

Session Start: 10:55:09 - Finish:
11:10:09 Weather/Track Conditions:
Cloud/Drying Circuit: Cadwell Park
Track Length: 3.519 Km - 2.1866 miles

These results are provisional until the conclusion of any judicial and technical matters.

Clerk of the Course:

Timekeeper:

Issued at:

Cadwell Park "Wolds Trophy" Historic Race Meeting - 18 -19 Jun 2016

HSCC Historic Formula 3 Justin Haler Trophy

Qualifying for Race 6 - Sector Analysis

1 - Leif Bosson (B)										Brabham BT28									
lap	Sect-1	Speed	Sect-2	Speed	Sect-3	Speed	TopSpeed	laptime	pit	lap	Sect-1	Speed	Sect-2	Speed	Sect-3	Speed	Topspeed	laptime	pit
1	31.742	103.1	34.027		42.203	97.7		1:47.972		6	27.842	109.1	31.781		40.207	99.2		1:39.830	
2	28.677	104.7	33.212		41.300	98.9		1:43.189		7	27.834	107.7	31.845		39.904	99.2		1:39.583	
3	28.443	107.2	32.229		40.579	99.0		1:41.251		8	27.963	108.1	31.732		39.721	100.0		1:39.416	
4	27.993	107.4	32.094		40.470	99.3		1:40.557		9	27.539	107.7	31.258		39.693	99.2		1:38.490	
5	29.377	109.1	31.828		40.101	99.9		1:41.306		10									

5 Jim Blockley (B)										Chevron 617									
lap	Sect-1	Speed	Sect-2	Speed	Sect-3	Speed	TopSpeed	laptime	pit	lap	Sect-1	Speed	Sect-2	Speed	Sect-3	Speed	Topspeed	laptime	pit
1	32.265	93.7	34.494		43.029	97.7		1:49.788		4	27.265	108.2	31.756		41.121	100.2		1:40.142	
2	29.515	101.2	35.141		42.951	100.9		1:47.607		5	27.847	106.9	31.605		40.971	99.9		1:40.423	
3	29.616	105.8	31.640		40.913	98.9		1:42.169		6									

14 Jonathan Milicevic (B)										Brabham BT21B									
lap	Sect-1	Speed	Sect-2	Speed	Sect-3	Speed	TopSpeed	laptime	pit	lap	Sect-1	Speed	Sect-2	Speed	Sect-3	Speed	Topspeed	laptime	pit
1	31.961	86.5	37.432		39.946	100.2		1:49.339		6	26.765	109.3	30.811		38.625	99.9		1:36.201	
2	27.708	108.2	32.181		39.334	100.6		1:39.223		7	26.847	109.7	30.873		38.619	100.5		1:36.339	
3	27.634	107.5	31.234		39.221	101.1		1:38.089		8	26.687	108.6	31.249		38.377	100.0		1:36.313	
4	26.810	112.0	30.946		38.664	102.8		1:36.420		9	26.692	109.1	30.839		38.048	101.4		1:35.579	
5	27.637	109.1	30.839		38.742	99.5		1:37.218		10									

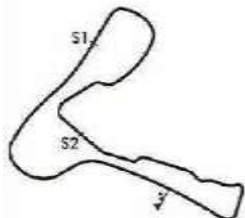
16 Mark Linstone (B)										Brabham BT21									
lap	Sect-1	Speed	Sect-2	Speed	Sect-3	Speed	TopSpeed	laptime	pit	lap	Sect-1	Speed	Sect-2	Speed	Sect-3	Speed	Topspeed	laptime	pit
1	34.986	82.3	39.439		44.729	96.5		1:59.154		5	30.037	105.8	34.635		42.887	98.2		1:47.559	
2	31.467	101.1	36.388		43.055	97.0		1:50.910		6	30.468	104.4	34.182		41.505	99.6		1:46.155	
3	30.949	108.2	36.361		42.879	98.6		1:50.189		7	29.618	105.0	35.085		41.563	99.5		1:46.266	
4	30.215	100.5	35.107		42.639	98.2		1:47.961		8	29.323	107.9	34.183		42.053	97.4		1:45.559	

22 Simon Armer (B)										March 703									
lap	Sect-1	Speed	Sect-2	Speed	Sect-3	Speed	TopSpeed	laptime	pit	lap	Sect-1	Speed	Sect-2	Speed	Sect-3	Speed	Topspeed	laptime	pit
1	30.396	101.7	33.764		41.954	101.4		1:46.114		6	27.220	106.9	30.719		38.746	99.9		1:36.685	
2	28.558	110.9	31.280		39.981	99.5		1:39.819		7	26.823	107.0	30.852		38.906	99.6		1:36.581	
3	28.173	105.4	31.220		39.902	99.8		1:39.295		8	27.012	105.8	30.848		38.973	100.0		1:36.833	
4	27.654	105.0	31.435		39.808	99.5		1:38.897		9	26.935	107.0	32.944		39.073	100.5		1:38.952	
5	27.628	105.8	31.245		39.175	99.8		1:38.048		10									

26 Steve Seaman (B)										Brabham BT21									
lap	Sect-1	Speed	Sect-2	Speed	Sect-3	Speed	TopSpeed	laptime	pit	lap	Sect-1	Speed	Sect-2	Speed	Sect-3	Speed	Topspeed	laptime	pit
1	31.231	96.8	35.707		42.775	100.2		1:49.713		6	28.198	110.0	32.733		40.652	98.7		1:41.583	
2	28.224	107.0	33.425		41.597	101.3		1:43.246		7	28.150	108.6	33.248		41.942	97.7		1:43.340	
3	27.741	109.1	32.828		40.951	99.5		1:41.520		8	28.128	112.2	32.967		42.056	97.4		1:43.151	
4	27.698	108.9	33.121		41.018	99.3		1:41.837		9	28.596	107.7	33.329		43.754	93.9		1:45.679	
5	28.172	108.9	32.795		41.163	99.2		1:42.130		10									

55 Julian Maynard (B)										Chevron B17									
lap	Sect-1	Speed	Sect-2	Speed	Sect-3	Speed	TopSpeed	laptime	pit	lap	Sect-1	Speed	Sect-2	Speed	Sect-3	Speed	Topspeed	laptime	pit
1	33.311	99.0	37.153		45.015	95.6		1:55.479		5	29.616	106.9	34.793		44.624	93.6		1:49.033	
2	31.253	103.9	35.412		44.145	95.8		1:50.810		6	29.726	106.0	33.416		41.660	96.2		1:44.802	
3	30.200	106.2	34.967		42.556	96.1		1:47.723		7	28.962	106.9	33.312		41.497	94.7		1:43.771	
4	29.674	105.8	34.591		43.015	94.8		1:47.280		8	29.429	103.6	33.180		41.437	93.3		1:44.046	

58 Ewen Sergison (B)										Brabham BT21									
lap	Sect-1	Speed	Sect-2	Speed	Sect-3	Speed	TopSpeed	laptime	pit	lap	Sect-1	Speed	Sect-2	Speed	Sect-3	Speed	Topspeed	laptime	pit
1	39.644	68.1	45.300		45.448	99.2		2:10.392		6	28.167	108.8	33.360		39.713	102.5		1:41.240	
2	29.271	106.5	33.357		40.627	101.3		1:43.255		7	27.383	111.7	31.826		38.886	102.5		1:38.095	
3	28.047	110.4	32.834		41.216	103.4		1:42.097		8	27.211	111.1	31.009		40.125	103.0		1:38.345	
4	27.996	111.5	33.774		42.409	101.4		1:44.179		9	27.612	108.4	31.622		39.070	101.6		1:38.304	
5	27.880	112.8	34.076		42.305	101.1		1:44.261		10									



Cadwell Park "Wolds Trophy" Historic Race Meeting - 18 -19 Jun 2016

HSCC Historic Formula 3 Justin Haler Trophy

Qualifying for Race 6 - Sector Analysis

62 Geoffrey O'nion (B)									Tecno									
lap	Sect-1	Speed	Sect-2	Speed	Sect-3	Speed	TopSpeed	laptime pit	lap	I	Sect-1	Speed	Sect-2	Speed	Sect-3	Speed	Topspeed	laptime pit
1	31.914	77.0	40.171		45.448	96.6		1:57.533	5		29.401	105.8	I 33.692		42.166	98.7		1:45.259
2	30.217	104.5	36.099		43.818	98.0		1:50.134	6		29.521	107.4	I 33.588		I 41.817	98.9		1:44.926
3	31.545	102.6	37.177		43.011	98.0		1:51.733	7		29.298	105.5	I 33.765		42.327	98.4		1:45.390
4	29.951	104.4	34.933		44.792	94.0		1:49.676	8		29.217	106.0	I 33.574		I 42.535	98.3		1:45.326

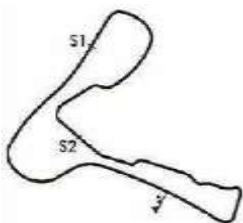
65 Peter Thompson (B)									Brabham BT21									
lap	Sect-1	Speed	Sect-2	Speed	Sect-3	Speed	TopSpeed	laptime pit	lap	I	Sect-1	Speed	Sect-2	Speed	Sect-3	Speed	Topspeed	laptime pit
1	37.572	84.0	42.396		45.349	98.2		2:05.317	6		28.187	110.9	32.238		39.655	99.8		1:40.080
2	29.154	106.7	32.394		40.074	100.3		1:41.622	7		27.585	109.1	31.048		39.123	96.6		1:37.756
3	28.306	108.1	31.581		40.127	100.9		1:40.014	8		27.763	110.0	30.556		40.561	103.7		1:38.880
4	28.284	113A	33.523		43.331	100.3		1:45.138	9		27.302	109.5	I 30.592		I 38.476	100.9		1:36.370
5	28.332	110.4	32.047		42.364	102.6		1:42.743	10				I		I			

71 Chris Holland (B)									Brabham BT21									
lap	Sect-1	Speed	Sect-2	Speed	Sect-3	Speed	TopSpeed	laptime pit	lap	I	Sect-1	Speed	Sect-2	Speed	Sect-3	Speed	Topspeed	laptime pit
1	33.523	84.2	39.929		45.901	90.4		1:59.353	6		28.287	108.1	32.689		I 41.096	99.0		1:42.072
2	30.427	103.7	36.058		43.159	98.7		1:49.644	7		27.988	108.9	34.058		42.068	97.3		1:44.114
3	30.193	107.2	34.442		42.136	97.9		1:46.771	8		28.184	107.4	33.046		40.891	99.2		1:42.121
4	28.701	107.0	33.009		42.262	98.0		1:43.972	9		28.326	108.9	33.050		42.012	98.9		1:43.388
5	28.348	108.1	32.949		41.357	99.3		1:42.654	10									

74 Jon Waggitt (B)									Lotus 31									
lap	Sect-1	Speed	Sect-2	Speed	Sect-3	Speed	TopSpeed	laptime pit	lap	I	Sect-1	Speed	Sect-2	Speed	Sect-3	Speed	Topspeed	laptime pit
1	33.529	76.6	39.784		45.430	98.4		1:58.743	4		28.801	110.7	34.029		42.002	103.1		1:44.832
2	29.849	111.3	33.804		40.789	100.0		1:44.442	5		29.694	108.9	I 33.846		I 40.866	100.9		1:44.406
3	28.824	108.1	33.567		41.205	100.0		1:43.596	6		28.150	113.4	I 33.802		I 41.535	101.1		1:43.487

82 Marcus Mussa (B)									Tecno									
lap	Sect-1	Speed	Sect-2	Speed	Sect-3	Speed	TopSpeed	laptime pit	lap	I	Sect-1	Speed	Sect-2	Speed	Sect-3	Speed	Topspeed	laptime pit
1	32.996	91.1	37.155		45.289	96.1		1:55.440	5		29.102	110.6	46.571		42.402	96.7		1:58.075
2	32.643	81.3	41.350		43.785	95.2		1:57.778	6		28.629	113.4	32.487		41.510	96.5		1:42.626
3	29.375	108.1	33.292		41.385	97.0		1:44.052	7		28.513	107.0	32.854		40.477	97.3		1:41.844
4	29.007	110.0	34.740		48.120	97.6		1:51.867	8		28.364	108.8	32.459		41.123	97.2		1:41.946

96 - Keith Messer (B)									Vesey Ford									
lap	Sect-1	Speed	Sect-2	Speed	Sect-3	Speed	TopSpeed	laptime pit	lap	I	Sect-1	Speed	Sect-2	Speed	Sect-3	Speed	Topspeed	laptime pit
1	32.191	97.3	37.633		45.348	94.7		1:55.172	5		30.662	108.4	I 33.491		42.355	99.0		1:46.508
2	30.005	101.1	36.588		44.508	83.4		1:51.101	6		29.855	94.0	I 34.974		I 42.466	98.2		1:47.295
3	30.804	102.5	35.458		42.445	98.7		1:48.707	7		28.977	106.2	I 32.873		I 41.523	98.4		1:43.373
4	29.165	93.3	34.726		47.097	73.8		1:50.988	8		28.208	104.7	I 34.068		I 42.327	98.6		1:44.603

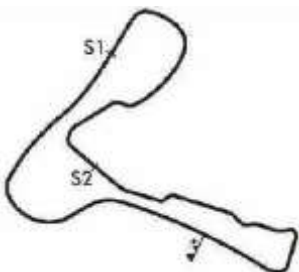


Cadwell Park "Wolds Trophy" Historic Race Meeting - 18 - 19 Jun 2016

HSCC Historic Formula 3 Justin Haler Trophy

Qualifying for Race 6 - Best Sector Times

POS	NO	DRIVER/S	TIME	Sector 1		Sector 2		Sector 3			IDEAL LAP	BEST LAP	On	
				LAP	POS	TIME	LAP	POS	TIME	LAP				POS
1	14	Jonathan Milicevic	26.687	8	1	30.811	6	3	38.048	9	1	1:35.546	1:35.579	9
2	65	Peter Thompson	27.302	9	5	30.556	8	1	38.476	9	2	1:36.334	1:36.370	9
3	22	Simon Armer	26.823	7	2	30.719	6	2	38.746	6	3	1:36.288	1:36.581	7
4	58	Ewen Sergison	27.211	8	3	31.009	8	4	38.886	7	4	1:37.106	1:38.095	7
5	1	Leif Bosson	27.539	9	6	31.258	9	5	39.693	9	5	1:38.490	1:38.490	9
6	5	Jim Blockley	27.265	4	4	31.605	5	6	40.913	3	10	1:39.783	1:40.142	4
7	26	Steve Seaman	27.698	4	7	32.733	6	9	40.652	6	7	1:41.083	1:41.520	3
8	82	Marcus Mussa	28.364	8	11	32.459	8	7	40.477	7	6	1:41.300	1:41.844	7
9	71	Chris Holland	27.988	7	8	32.689	6	8	40.891	8	9	1:41.568	1:42.072	6
10	96	Keith Messer	28.208	8	10	32.873	7	10	41.523	7	13	1:42.604	1:43.373	7
11	74	Jon Waggitt	28.150	6	9	33.567	3	12	40.789	2	8	1:42.506	1:43.487	6
12	55	Julian Maynard	28.962	7	12	33.180	8	11	41.437	8	11	1:43.579	1:43.771	7
13	62	Geoffrey Onion	29.217	8	13	33.574	8	13	41.817	6	14	1:44.608	1:44.926	6
14	16	Mark Linstone	29.323	8	14	34.182	6	14	41.505	6	12	1:45.010	1:45.559	8



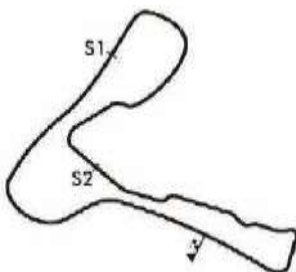
Session Start: 10:55:09 - Finish: 11:10:09
Weather/Track Conditions: Cloud/Drying
Circuit: Cadwell Park Track
Length: 3.519 Km - 2.1866 miles

Cadwell Park "Wolds Trophy" Historic Race Meeting - 18 -19 Jun 2016

HSCC Historic Formula 3 Justin Haler Trophy

Qualifying for Race 6 - Best Sector Speeds

	NO	SECTOR 1	MPH	NO	SECTOR 2	MPH	NO	SECTOR 3	MPH
1	65	Peter Thompson	113.4		NO SPEED TRAP		65	Peter Thompson	103.7
2	74	Jon Waggitt	113.4				58	Ewen Sergison	103.4
3	82	Marcus Mussa	113.4				74	Jon Waggitt	103.1
4	58	Ewen Sergison	112.8				14	Jonathan Milicevic	102.8
5	26	Steve Seaman	112.2				22	Simon Armer	101.4
6	14	Jonathan Milicevic	112.0				26	Steve Seaman	101.3
7	22	Simon Armer	110.9				5	Jim Blockley	100.9
8	1	Leif Bosson	109.1				1	Leif Bosson	100.0
9	71	Chris Holland	108.9				16	Mark Linstone	99.6
10	96	Keith Messer	108.4				71	Chris Holland	99.3
11	5	Jim Blockley	108.2				96	Keith Messer	99.0
12	16	Mark Linstone	108.2				62	Geoffrey Onion	98.9
13	62	Geoffrey Onion	107.4				82	Marcus Mussa	97.6
14	55	Julian Maynard	106.9				55	Julian Maynard	96.2
15	8	Martyn Halliday	0.0				8	Martyn Halliday	0.0



Session Start: 10:55:09 - Finish: 11:10:09
Weather/Track Conditions: Cloud/Drying
Circuit: Cadwell Park Track
Length: 3.519 Km - 2.1866 miles

Cadwell Park "Wolds Trophy" Historic Race Meeting - 18 - 19 Jun 2016

**HSCC Historic Formula 3 Justin Haler Trophy
Race 6 - Starting Grid**

Sheet No:

Start Time : 16:05 - Heat Duration : 20 Minutes

7	14 16 Mark Linstone	13 62 Geoffrey O'Neil
6	12 55 Julian Maynard	11 74 Jon Waggitt
5	10 96 Keith Messer	9 71 Chris Holland
4	8 82 Marcus Mussa	7 26 Steve Seaman
3	6 5 Jim Blockley	5 1 Leif Bosson
2	4 59 Ewen Sergison	3 22 Simon Armer
1	2 65 Peter Thompson	1 14 Jonathan Milicevic
ROW	Pole Left	

Circuit: Cadwell Park

Track Length: 3.519 Km - 2.1866 miles

These results are provisional until the conclusion of any judicial and technical matters.

Clerk of the Course:

Timekeeper:

Issued at:



Cadwell Park "Wolds Trophy" Historic Race Meeting - 18 -19 Jun 2016

HSCC Historic Formula 3 Justin Haler Trophy Race 6 - Classification

Sheet No:

POS	NO	DRIVER'S	CAR MAKE/ MODEL	TIME	LAPS	GAP	DIFF	MPH	BEST	ON
1	14	Jonathan Milicevic	Brabham BT21 B	19:29.410	12	-- 12 laps		80.77	1:35.818	9
2	65	Peter Thompson	Brabham BT21	19:32.020						
3	22	Simon Armer	March 703	19:37.577	12	2.610	2.610	80.59	1:36.357	7
4	58	Ewen Sergison	Brabham BT21	19:37.756	12	8.167	5.557	80.21	1:35.846	12
5	5	Jim Blockley	Chevron B17	19:53.725	12	8.346	0.179	80.20	1:35.448	12
6	74	Jon Waggitt	Lotus 31	20:19.646	12	24.315	15.969	79.13	1:37.462	2
7	1	Leif Bosson	Brabham BT28	20:20.379	12	50.236	25.921	77.45	1:38.842	8
8	82	Marcus Mussa	Tecno	20:25.974	12	50.969	0.733	77.40	1:39.558	8
9	26	Steve Seaman	Brabham BT21	20:27.464	12	56.564	5.595	77.05	1:39.069	8
10	16	Mark Linstone	Brabham BT21	20:39.242	12	58.054	1.490	76.95	1:39.413	8
11	71	Chris Holland	Brabham BT21	20:39.756	12	1:09.832	11.778	76.22	1:41.161	6
12	55	Julian Maynard	Chevron B17	20:46.884	12	1:10.346	0.514	76.19	1:40.421	10
13	96	Keith Messer	Vesey Ford	20:47.557	12	1:17.474	7.128	75.76	1:41.641	10
	 NOT CLASSIFIED								
					12	1:18.147	0.673	75.71	1:41.663	10
DNF	62	Geoffrey O'nion	Tecno	13:57.511						
						8 -- 8 laps --	0.734	75.19	1:41.963	7

..... FASTEST LAP SUMMARY

NO	DRIVER'S	CLASS	CAR MAKE/ MODEL	FASTEST LAP	ON	MPH
58	Ewen Sergison	B	Brabham BT21	1:35.448	12	82.47

MST

These results are available at www.mstworld.com Email: info@mstworld.com and technical matters.

Session Start: 16:05:54 - Finish:
16:25:23 Weather/Track Conditions:
Bright/Dry Printed: 18-06-2016 16:32
Length: 3.519 Km - 2.1866 miles

Clerk of the Course:

Timekeeper:

Issued at:

Cadwell Park "Wolds Trophy" Historic Race Meeting - 18 -19 Jun 2016

HSCC Historic Formula 3 Justin Haler Trophy

Race 6 - Sector Analysis

58 Ewen Sergison (B)									Brabham BT21											
lap	Sect-1	Speed	Sect-2	Speed	Sect-3	Speed	TopSpeed	laptime	pit	lap	J	Sect-1	Speed	Sect-2	Speed	Sect-3	Speed	Topspeed	laptime	pit
1		112.4	32.618		41.074	102.8		1:49.684		7		26.776	113.4	I	30.914		39.195	103.9		1:36.885
2	27.303	112.0	31.828		40.259	103.3		1:39.390		8		26.743	114.3	I	31.296		38.943	103.4		1:36.982
3	27.748	115.5	32.038		39.327	102.3		1:39.113		9		26.734	113.7		30.522		38.326	103.9		1:35.582
4	27.319	111.5	31.398		39.035	101.9		1:37.752		10		26.357	116.1		30.703		38.817	104.9		1:35.877
5	27.415	111.7	31.369		39.026	102.0		1:37.810		11		26.763	113.0		30.471		38.755	103.9		1:35.989
6	27.032	112.6	31.187		39.025	103.3		1:37.244		12		26.610	112.8		30.175		38.663	105.0		1:35.448

62 Geoffrey O'nion (B)									Tecno											
lap	Sect-1	Speed	Sect-2	Speed	Sect-3	Speed	TopSpeed	laptime	pit	lap	J	Sect-1	Speed	Sect-2	Speed	Sect-3	Speed	Topspeed	laptime	pit
1		108.1	34.625		42.214	98.9		1:56.059		- 5		28.570	106.9	I	32.516		41.601	101.3		1:42.687
2	29.122	107.2	33.832		42.205	99.9		1:45.159		6		28.697	104.7	I	32.710		40.942	101.4		1:42.349
3	28.774	104.0	33.559		41.390	100.0		1:43.723		7		28.500	108.8	I	32.573		40.890	100.6		1:41.963
4	28.674	103.2	32.753		41.209	100.8		1:42.636		8		27.918	109.7	I	33.193		41.824	100.2		1:42.935

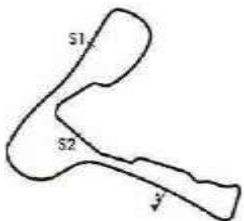
65 Peter Thompson (B)									Brabham BT21											
lap	Sect-1	Speed	Sect-2	Speed	Sect-3	Speed	TopSpeed	laptime	pit	lap	J	Sect-1	Speed	Sect-2	Speed	Sect-3	Speed	Topspeed	laptime	pit
1		113.4	34.942		39.397	103.0		1:45.531		7		27.027	112.2		30.764		38.566	102.0		1:36.357
2	27.384	113.9	31.251		38.869	101.9		1:37.504		8		27.063	112.2		30.885		38.873	101.7		1:36.821
3	27.261	113.0	31.058		38.949	100.9		1:37.268		9		27.242	112.8		30.770		39.028	100.6		1:37.040
4	27.048	113.2	30.750		38.892	104.2		1:36.690		10		27.158	112.6		30.996		38.823	101.4		1:36.977
5	27.226	111.5	30.988		39.182	101.1		1:37.396		11		27.161	113.0	I	30.912		38.587	102.3		1:36.660
6	27.261	111.7	30.979		38.662	102.0		1:36.902		12		27.006	113.0	I	31.266		38.602	101.7		1:36.874

71 Chris Holland (B)									Brabham BT21											
lap	Sect-1	Speed	Sect-2	Speed	Sect-3	Speed	TopSpeed	laptime	pit	lap	J	Sect-1	Speed	Sect-2	Speed	Sect-3	Speed	Topspeed	laptime	pit
1		107.4	34.579		42.027	100.6		1:55.143		7		27.747	110.6		33.770		41.716	101.3		1:43.233
2	29.247	104.7	34.248		41.697	100.3		1:45.192		8		29.750	109.8		32.735		41.255	99.9		1:43.740
3	29.293	105.5	33.302		41.296	99.0		1:43.891		9		27.863	110.6		32.141		40.801	100.5		1:40.805
4	27.666	111.8	32.663		41.139	101.4		1:41.468		10		27.813	110.9		31.938		40.670	101.1		1:40.421
5	27.724	111.1	32.916		40.836	99.3		1:41.476		11		27.651	111.8		33.168		40.448	102.2		1:41.267
6	27.634	112.0	32.688		40.996	100.6		1:41.318		12		27.948	113.0	I	32.894		40.960	101.3		1:41.802

74 Jon Waggitt (B)									Lotus 31											
lap	Sect-1	Speed	Sect-2	Speed	Sect-3	Speed	TopSpeed	laptime	pit	lap	J	Sect-1	Speed	Sect-2	Speed	Sect-3	Speed	Topspeed	laptime	pit
1		107.2	33.067		40.758	103.6		1:50.258		7		27.514	115.7		32.548		40.220	103.7		1:40.282
2	27.873	111.7	33.548		40.244	102.5		1:41.665		8		26.951	116.1	I	32.119		39.772	103.9		1:38.842
3	27.786	114.3	32.840		41.171	104.7		1:41.797		9		27.864	114.1		32.185		40.602	101.4		1:40.651
4	28.190	114.5	32.035		41.430	104.4		1:41.655		10		27.430	113.6		31.581		41.042	103.4		1:40.053
5	28.040	108.9	34.158		40.032	104.1		1:42.230		11		27.398	112.4		31.352		40.491	101.1		1:39.241
6	27.407	112.0	33.089		40.376	104.4		1:40.872		12		27.792	110.9		32.441		41.867	101.3		1:42.100

82 Marcus Mussa (B)									Tecno											
lap	Sect-1	Speed	Sect-2	Speed	Sect-3	Speed	TopSpeed	laptime	pit	lap	J	Sect-1	Speed	Sect-2	Speed	Sect-3	Speed	Topspeed	laptime	pit
1		110.4	32.683		41.193	99.9		1:49.613		7		27.239	112.2	I	32.155		40.615	99.5		1:40.009
2	28.316	112.2	31.971		41.269	98.6		1:41.556		8		27.149	112.6	I	31.427		40.493	99.6		1:39.069
3	27.924	109.8	31.846		41.115	99.8		1:40.885		9		27.172	113.7	I	32.023		40.452	97.9		1:39.647
4	27.865	110.7	33.007		41.470	100.0		1:42.342		10		27.716	108.4		32.022		41.337	97.6		1:41.075
5	28.444	105.4	32.914		40.942	100.9		1:42.300		11		28.128	115.1		31.735		43.766	97.6		1:43.629
6	27.691	109.7	33.139		40.770	99.0		1:41.600		12		28.880	108.8		32.847		42.522	96.2		1:44.249

96 Keith Messer (B)									Vesey Ford											
lap	Sect-1	Speed	Sect-2	Speed	Sect-3	Speed	TopSpeed	laptime	pit	lap	J	Sect-1	Speed	Sect-2	Speed	Sect-3	Speed	Topspeed	laptime	pit
1		109.7	33.579		41.909	99.6		1:53.083		- 7		28.732	110.2	I	33.847		41.783	98.7		1:44.362
2	28.203	108.2	33.235		41.886	99.3		1:43.324		8		29.897	107.2	I	33.614		41.704	98.4		1:45.215
3	28.459	106.4	32.833		41.708	98.7		1:43.000		9		28.440	108.1	I	33.907		41.542	98.2		1:43.889
4	28.464	107.0	32.666		41.809	99.2		1:42.939		10		28.211	107.2		32.369		41.083	97.7		1:41.663
5	28.292	107.2	32.446		41.515	98.7		1:42.253		11		28.339	108.4		32.975		40.614	96.3		1:41.928
6	28.448	107.4	32.544		41.609	93.6		1:42.601		12		29.415	102.3		33.099		40.786	99.2		1:43.300

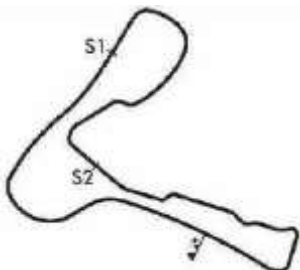


Cadwell Park "Wolds Trophy" Historic Race Meeting - 18 - 19 Jun 2016

HSCC Historic Formula 3 Justin Haler Trophy

Race 6 - Best Sector Times

POS	NO	DRIVER/S	TIME	Sector 1		Sector 2		Sector 3		POS	IDEAL LAP	BEST LAP	On	
				LAP	POS	TIME	LAP	POS	TIME					LAP
1	14	Jonathan Milicevic	26.677	9	4	30.605	3	3	38.450	9	2	1:35.732	1:35.818	9
2	65	Peter Thompson	27.006	12	6	30.750	4	4	38.566	7	3	1:36.322	1:36.357	7
3	22	Simon Armer	26.637	11	3	30.378	12	2	38.635	9	4	1:35.650	1:35.846	12
4	58	Ewen Sergison	26.357	10	1	30.175	12	1	38.326	9	1	1:34.858	1:35.448	12
5	5	Jim Blockley	26.530	3	2	31.253	4	5	39.483	2	5	1:37.266	1:37.462	2
6	74	Jon Waggitt	26.951	8	5	31.352	11	6	39.772	8	6	1:38.075	1:38.842	8
7	1	Leif Bosson	27.091	8	7	31.457	7	8	39.948	10	7	1:38.496	1:39.558	8
8	82	Marcus Mussa	27.149	8	8	31.427	8	7	40.452	9	11	1:39.028	1:39.069	8
9	26	Steve Seaman	27.254	8	9	31.884	8	9	40.275	8	8	1:39.413	1:39.413	8
10	16	Mark Linstone	27.991	12	12	32.528	12	14	40.355	6	9	1:40.874	1:41.161	6
11	71	Chris Holland	27.634	6	10	31.938	10	10	40.448	11	10	1:40.020	1:40.421	10
12	55	Julian Maynard	28.048	8	13	32.387	12	12	40.709	7	13	1:41.144	1:41.641	10
13	96	Keith Messer	28.203	2	14	32.369	10	11	40.614	11	12	1:41.186	1:41.663	10
14	62	Geoffrey Onion	27.918	8	11	32.516	5	13	40.890	7	14	1:41.324	1:41.963	7



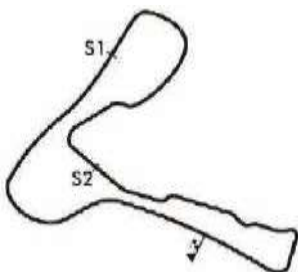
Session Start: 16:05:54 - Finish: 16:25:23
Weather/Track Conditions: Bright/Dry
Circuit: Cadwell Park Track
Length: 3.519 Km - 2.1866 miles

Cadwell Park "Wolds Trophy" Historic Race Meeting - 18 -19 Jun 2016

HSCC Historic Formula 3 Justin Haler Trophy

Race 6 - Best Sector Speeds

	NO	SECTOR 1	MPH	NO	SECTOR 2	MPH	NO	SECTOR 3	MPH
1	58	Ewen Sergison	116.1	NO SPEED TRAP			58	Ewen Sergison	105.0
2	74	Jon Waggitt	116.1				74	Jon Waggitt	104.7
3	82	Marcus Mussa	115.1				65	Peter Thompson	104.2
4	5	Jim Blockley	114.5				5	Jim Blockley	102.3
5	65	Peter Thompson	113.9				22	Simon Armer	102.3
6	26	Steve Seaman	113.6				16	Mark Linstone	102.2
7	1	Leif Bosson	113.4				71	Chris Holland	102.2
8	71	Chris Holland	113.0				1	Leif Bosson	102.0
9	22	Simon Armer	112.4				62	Geoffrey Onion	101.4
10	16	Mark Linstone	111.1				26	Steve Seaman	101.3
11	14	Jonathan Milicevic	110.4				82	Marcus Mussa	100.9
12	55	Julian Maynard	110.4				14	Jonathan Milicevic	100.2
13	96	Keith Messer	110.2				96	Keith Messer	99.6
14	62	Geoffrey Onion	109.7				55	Julian Maynard	98.9



Session Start: 16:05:54 - Finish: 16:25:23
Weather/Track Conditions: Bright/Dry
Circuit: Cadwell Park Track
Length: 3.519 Km - 2.1866 miles

Cadwell Park "Wolds Trophy" Historic Race Meeting - 18 -19 Jun 2016

HSCC Historic Formula 3 Justin Haler Trophy

Race 6 - Lap Chart

Lap 1		Lap 2		Lap 3		Lap 4		Laps		Lap 6				
NO	Behind	Laptime	NO	Behind	Laptime	NO	Behind	Laptime	NO	Behind	Laptime			
14		1:43.754	14		1:36.525	14		1:36.181	14		1:37.035	14		1:38.017
22	1.194	1:44.948	22	1.472	1:36.803	22	2.114	1:36.823	22	3.970	1:38.162	65	4.588	1:37.396
65	1.777	1:45.531	65	2.756	1:37.504	65	3.843	1:37.268	65	4.227	1:36.690	22	7.825	1:40.890
5	2.952	1:46.706	5	3.889	1:37.462	5	5.522	1:37.814	5	7.271	1:38.055	5	8.427	1:38.191
26	5.139	1:48.893	26	8.718	1:40.104	58	11.727	1:39.113	58	13.173	1:37.752	58	13.948	1:37.810
82	5.859	1:49.613	58	8.795	1:39.390	26	15.296	1:42.759	26	21.487	1:42.497	26	26.600	1:42.148
58	5.930	1:49.684	82	10.890	1:41.556	82	15.594	1:40.885	82	21.630	1:42.342	82	26.895	1:42.300
74	6.504	1:50.258	74	11.644	1:41.665	1	16.993	1:40.533	1	22.299	1:41.612	1	27.324	1:42.060
1	7.270	1:51.024	1	12.641	1:41.896	74	17.260	1:41.797	74	22.609	1:41.655	74	27.804	1:42.230
96	9.329	1:53.083	96	16.128	1:43.324	96	22.947	1:43.000	96	29.580	1:42.939	96	34.798	1:42.253
55	10.660	1:54.414	55	19.482	1:45.347	16	26.267	1:42.856	16	31.909	1:41.948	16	36.252	1:41.378
16	11.003	1:54.757	16	19.592	1:45.114	71	27.766	1:43.891	71	32.928	1:41.468	71	37.369	1:41.476
71	11.389	1:55.143	71	20.056	1:45.192	55	27.859	1:44.558	55	34.464	1:42.911	55	40.044	1:42.615
62	12.305	1:56.059	62	20.939	1:45.159	62	28.481	1:43.723	62	34.811	1:42.636	62	40.463	1:42.687

Cadwell Park "Wolds Trophy" Historic Race Meeting - 18 -19 Jun 2016

HSCC Historic Formula 3 Justin Haler Trophy

Race 6 - Lap Chart

Lap 7		Lap 8		Lap 9		Lap 10		Lap 11		Lap 12				
NO	Behind	Laptime	NO	Behind	Laptime	NO	Behind	Laptime	NO	Behind	Laptime			
14		1:37.178	14		1:37.016	14		1:35.818	14		1:37.577	14		1:37.273
65	2.652	1:36.357	65	2.457	1:36.821	65	3.679	1:37.040	65	3.926	1:36.977	65	3.009	1:36.660
5	11.351	1:38.873	22	11.512	1:36.944	22	11.806	1:36.112	22	11.294	1:36.218	22	9.594	1:35.877
22	11.584	1:37.675	58	12.848	1:36.982	58	12.612	1:35.582	58	11.759	1:35.877	58	10.171	1:35.989
58	12.882	1:36.885	5	14.368	1:40.033	5	17.699	1:39.149	5	20.488	1:39.519	5	22.314	1:39.403
26	32.356	1:39.709	26	34.753	1:39.413	82	39.191	1:39.647	82	43.536	1:41.075	74	45.409	1:39.241
82	33.309	1:40.009	82	35.362	1:39.069	26	40.386	1:41.451	74	43.745	1:40.053	1	47.581	1:40.483
74	33.763	1:40.282	74	35.589	1:38.842	74	40.422	1:40.651	1	44.675	1:40.091	82	49.588	1:43.629
1	34.674	1:40.190	1	37.216	1:39.558	1	41.314	1:39.916	26	46.697	1:43.041	26	52.126	1:43.006
16	44.698	1:42.480	16	50.255	1:42.573	16	55.930	1:41.493	16	1:01.330	1:42.130	16	1:05.629	1:41.876
96	46.566	1:44.362	71	53.449	1:43.740	71	58.436	1:40.805	71	1:02.127	1:40.421	71	1:05.817	1:41.267
71	46.725	1:43.233	96	54.765	1:45.215	96	1:02.836	1:43.889	96	1:07.769	1:41.663	96	1:12.120	1:41.928
55	49.114	1:41.822	55	55.023	1:42.925	55	1:03.178	1:43.973	55	1:08.089	1:41.641	55	1:12.699	1:42.187
62	49.580	1:41.963	62	55.499	1:42.935							96	1:18.147	1:43.300

Cadwell Park "Wolds Trophy" Historic Race Meeting - 18 - 19 Jun 2016

HSCC Historic Formula 3 Justin Haler Trophy Race 18 - Starting Grid

Sheet No:

Start Time : 14:45 - Heat Duration : 20 Minutes

7		14 62 Geoffrey O'nion		13 96 Keith Messer
6		12 55 Julian Maynard		11 16 Mark Linstone
5		10 71 Chris Holland		9 1 Leif Bosson
4		8 26 Steve Seaman		7 82 Marcus Mussa
3		6 74 Jon Waggitt		5 5 Jim Blockley
2		4 65 Peter Thompson		3 22 Simon Armer
1		2 14 Jonathan Milicevic		1 58 Ewen Sergison
ROW		Pole Left		

These results are provisional until the conclusion of any judicial and technical matters.

*Circuit: Cadwell Park
Track Length: 3.519 Km - 2.1866 miles*

Clerk of the Course:

Timekeeper:

Issued at:

Cadwell Park "Wolds Trophy" Historic Race Meeting - 18 -19 Jun 2016

HSCC Historic Formula 3 Justin Haler Trophy Race 18 - Classification

Sheet No:

POS	NO	DRIVER'S	CAR MAKE! MODEL	TIME	LAPS	GAP	DIFF	MPH	BEST	ON
1	14	Jonathan Milicevic	Brabham BT21 B	20:53.807	13 -- 13 laps			81.62	1:34.932	7
2	58	Ewen Sergison	Brabham BT21	20:55.025	13	1.218	1.218	81.54	1:34.942	7
3	22	Simon Armer	March 703	20:55.338	13	1.531	0.313	81.52	1:34.367	7
4	5	Jim Blockley	Chevron B17	21:41.666	13	47.859	46.328	78.62	1:37.886	2
5	82	Marcus Mussa	Tecno	21:43.483	13	49.676	1.817	78.50	1:38.541	13
6	16	Mark Linstone	Brabham BT21	22:01.351	13	1:07.544	17.868	77.44	1:39.827	6
7	26	Steve Seaman	Brabham BT21	22:05.966	13	1:12.159	4.615	77.17	1:38.282	10
8	55	Julian Maynard	Chevron B17	22:12.572	13	1:18.765	6.606	76.79	1:39.147	10
9	1	Leif Bosson	Brabham BT28	22:24.039	13	1:30.232	11.467	76.14	1:39.325	6
..... NOT CLASSIFIED										
DNF 71		Chris Holland	Brabham BT21	20:23.685	12 -- 12 laps			77.19	1:39.958	6
DNF 65		Peter Thompson	Brabham BT21	11:21.837	7 -7 laps--			80.81	1:35.627	6
DNF 74		Jon Waggitt	Lotus 31	10:12.364	6 -6 laps--		26.494	77.12	1:39.959	2
DNF 62		Geoffrey Onion	Tecno	10:24.944	6	12.580	12.580	75.57	1:41.736	5

..... FASTEST LAP SUMMARY

NO	DRIVER'S	CLASS	CAR MAKE! MODEL	FASTEST LAP	ON	MPH
22	Simon Armer	B	March 703	1:34.367	7	83.42

Car 65 requires a working transponder - Regulation Q.12.2.1 refers.

Session Start: 14:36:50 - Finish:
14:57:43 Weather/Track Conditions:
Cloud/Dry Circuit: Cadwell Park Track
Length: 3.519 Km - 2.1866 miles

These results are provisional until the conclusion of any judicial and technical matters.

Clerk of the Course:	Timekeeper:	Issued at:
----------------------	-------------	------------

Cadwell Park "Wolds Trophy" Historic Race Meeting - 18 -19 Jun 2016

HSCC Historic Formula 3 Justin Haler Trophy

Race 18 - Sector Analysis

1 - Leif Bosson (B)									Brabham BT28												
lap	Sect-1	Speed	Sect-2	Speed	Sect-3	Speed	iTopSpeed	laptime pit	lap	I	Sect-1	Speed	Sect-2	Speed	Sect-3	Speed	Topspeed	laptime	pit		
1		110.4	34.153		40.849	99.2		1:52.200	8		27.219	113.6	I	31.944		43.030	99.9		1:42.193		
2	28.380	110.6	32.985		41.187	98.6		1:42.552	9		27.330	111.5	I	31.718		I	41.525	100.5		1:40.573	
3	27.848	110.9	32.016		39.966	100.0		1:39.830	10		27.414	112.8		32.782			40.267	101.6		1:40.463	
4	27.549	113.6	32.246		40.681	102.2		1:40.476	11		27.400	112.2		32.516			43.441	96.2		1:43.357	
5	28.143	110.9	33.354		40.059	100.0		1:41.556	12		28.096	111.7		31.979			41.206	101.1		1:41.281	
6	27.372	113.7	31.863		40.090	100.2		1:39.325	13		27.467	111.8		33.883			58.474	67.1		1:59.824	
7	27.494	112.8	33.051		39.864	100.9		1:40.409	14						I		I				

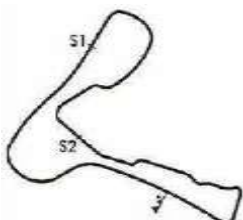
5 - Jim Blockley (B)									Chevron B17												
lap	Sect-1	Speed	Sect-2	Speed	Sect-3	Speed	iTopSpeed	laptime pit	lap	I	Sect-1	Speed	Sect-2	Speed	Sect-3	Speed	Topspeed	laptime	pit		
1		112.2	31.735		39.487	99.9		1:46.335	8		27.792	107.4	I	31.323			42.264	97.9		1:41.379	
2	26.899	111.8	31.043		39.944	99.0		1:37.886	9		27.703	107.9	I	31.254		I	40.278	96.9		1:39.235	
3	27.344	110.6	31.075		40.046	98.7		1:38.465	10		27.676	108.2		32.083			40.557	98.3		1:40.316	
4	27.346	109.3	31.247		40.122	98.2		1:38.715	11		27.253	108.8		31.910			40.621	97.7		1:39.784	
5	27.468	109.3	31.131		39.863	94.2		1:38.462	12		28.204	105.4		32.104			40.781	97.6		1:41.089	
6	27.736	108.4	31.170		40.439	98.3		1:39.345	13		28.101	106.4		32.356			41.375	96.3		1:41.832	
7	27.517	108.4	31.009		40.297	95.8		1:38.823	14					I		I					

14 Jonathan Milicevic (B)									Brabham BT21B												
lap	Sect-1	Speed	Sect-2	Speed	Sect-3	Speed	iTopSpeed	laptime pit	lap	I	Sect-1	Speed	Sect-2	Speed	Sect-3	Speed	Topspeed	laptime	pit		
1		114.5	I	31.404	39.031	102.6		1:45.026	8		26.692	110.0	I	30.153			38.781	97.9		1:35.626	
2	26.271	113.9	I	30.714	38.284	101.4		1:35.269	9		26.641	110.4	I	30.096		I	39.129	98.4		1:35.866	
3	26.790	112.0		30.905	38.539	102.0		1:36.234	10		26.378	110.4		30.272			38.734	98.4		1:35.384	
4	27.176	113.6		30.824	38.870	102.2		1:36.870	11		26.697	110.4		30.384			38.509	98.0		1:35.590	
5	26.956	112.0		30.343	38.172	97.9		1:35.471	12		27.128	110.2		30.440			38.778	97.4		1:36.346	
6	26.885	109.1		30.130	38.153	97.9		1:35.168	13		26.862	110.0		30.196			38.967	97.0		1:36.025	
7	26.569	110.4		30.125	38.238	97.9		1:34.932	14					I		I					

16 Mark Linstone (B)									Brabham BT21												
lap	Sect-1	Speed	Sect-2	Speed	Sect-3	Speed	iTopSpeed	laptime pit	lap	I	Sect-1	Speed	Sect-2	Speed	Sect-3	Speed	Topspeed	laptime	pit		
1		106.5		33.995	41.118	100.9		1:52.634	8		27.881	112.0		32.237			40.868	100.8		1:40.986	
2	28.144	103.9		33.314	41.068	100.8		1:42.526	9		27.398	114.3	I	31.809			41.185	101.1		1:40.392	
3	27.747	115.1		32.204	40.179	100.6		1:40.130	10		27.362	113.4		32.538			40.627	101.3		1:40.527	
4	27.747	113.9		32.275	41.303	99.8		1:41.325	11		27.348	114.3		32.513			40.604	99.0		1:40.465	
5	27.693	114.1		32.808	40.291	99.6		1:40.792	12		28.671	109.3		31.642			39.999	93.8		1:40.312	
6	27.584	113.4		32.157	40.086	99.0		1:39.827	13		28.190	110.0		32.009			40.350	97.0		1:40.549	
7	27.727	113.9		32.505	40.654	97.4		1:40.886	14					I		I					

22 Simon Armer (B)									March 703												
lap	Sect-1	Speed	Sect-2	Speed	Sect-3	Speed	iTopSpeed	laptime pit	lap	I	Sect-1	Speed	Sect-2	Speed	Sect-3	Speed	Topspeed	laptime	pit		
1		112.2		31.388	39.113	100.0		1:44.934	8		26.393	113.4	I	30.663			38.586	102.5		1:35.642	
2	27.269	112.8		30.852	38.920	99.6		1:37.041	9		26.315	115.1	I	30.715		I	39.089	101.9		1:36.119	
3	26.868	111.8		30.540	38.645	100.9		1:36.053	10		26.542	113.7		31.285			39.168	100.8		1:36.995	
4	26.586	114.3		31.034	38.953	101.6		1:36.573	11		26.332	114.1		30.470			38.342	100.5		1:35.144	
5	26.621	114.9		30.987	38.805	100.9		1:36.413	12		26.572	112.0		30.473			38.229	100.8		1:35.274	
6	26.305	115.3		30.696	38.505	101.3		1:35.506	13		26.459	111.8		30.373			38.445	101.6		1:35.277	
7	26.315	114.3		30.135	37.917	101.4		1:34.367	14					I		I					

26 Steve Seaman (B)									Brabham BT21												
lap	Sect-1	Speed	Sect-2	Speed	Sect-3	Speed	iTopSpeed	laptime pit	lap	I	Sect-1	Speed	Sect-2	Speed	Sect-3	Speed	Topspeed	laptime	pit		
1		108.8		33.733	40.464	100.8		1:51.007	8		27.444	114.1		32.043			42.460	99.9		1:41.947	
2	27.378	112.2		32.784	40.768	99.5		1:40.930	9		27.079	113.7	I	32.675			40.851	102.6		1:40.605	
3	27.669	112.2		32.573	41.521	101.3		1:41.763	10		27.738	112.4		31.066			39.478	100.3		1:38.282	
4	27.671	113.6		32.347	41.728	101.9		1:41.746	11		27.134	113.4		31.608			45.092	92.0		1:43.834	
5	27.646	113.6		33.035	39.649	100.5		1:40.330	12		28.890	110.4		32.728			41.072	98.2		1:42.690	
6	27.068	113.4		31.902	40.421	102.0		1:39.391	13		28.352	110.4		33.069			41.724	95.5		1:43.145	
7	27.582	112.2		32.540	40.174	102.6		1:40.296	14					I		I					



Cadwell Park "Wolds Trophy" Historic Race Meeting - 18 -19 Jun 2016

HSCC Historic Formula 3 Justin Haler Trophy

Race 18 - Sector Analysis

55 - Julian Maynard (B)									Chevron B17										
lap	Sect-1	Speed	Sect-2	Speed	Sect-3	Speed	TopSpeed	laptime pit	lap	I	Sect-1	Speed	Sect-2	Speed	Sect-3	Speed	Topspeed	laptime pit	
1		110.9	33.125		40.756	100.2		1:50.353	8		28.079	109.8	I	32.535		41.532	98.6		1:42.146
2	28.068	110.4	32.104		40.540	100.3		1:40.712	9		28.151	109.1	I	32.050		39.995	98.7		1:40.196
3	28.246	112.4	32.326		41.449	101.3		1:42.021	10		27.619	110.2		31.752		39.776	98.3		1:39.147
4	28.250	112.0	31.957		40.356	98.4		1:40.563	11		27.797	110.2		32.077		40.014	98.6		1:39.888
5	28.147	110.6	31.990		39.996	98.3		1:40.133	12		27.766	110.4		31.509		40.076	98.3		1:39.351
6	27.755	111.5	31.911		39.533	99.9		1:39.199	13		27.739	110.2		49.201		41.585	95.5		1:58.525
7	28.002	111.7	32.111		40.225	98.6		1:40.338	14				I		I				

58 Ewen Sergison (B)									Brabham BT21										
lap	Sect-1	Speed	Sect-2	Speed	Sect-3	Speed	TopSpeed	laptime pit	lap	I	Sect-1	Speed	Sect-2	Speed	Sect-3	Speed	Topspeed	laptime pit	
1		110.6	31.056		38.772	99.6		1:42.786	8		26.715	114.3		30.297		38.644	100.6		1:35.656
2	27.382	111.1	30.663		38.499	99.6		1:36.544	9		26.622	114.1	I	30.284		39.200	100.6		1:36.106
3	27.372	108.8	31.080		38.637	99.8		1:37.089	10		26.786	114.1		30.933		38.547	100.9		1:36.266
4	27.174	112.0	30.694		38.926	100.2		1:36.794	11		27.012	113.9		30.468		38.282	99.9		1:35.762
5	27.059	112.4	30.899		38.722	101.4		1:36.680	12		26.789	113.9		30.220		38.202	100.6		1:35.211
6	26.823	113.9	30.419		38.390	101.6		1:35.632	13		26.604	114.5		30.349		38.604	100.2		1:35.557
7	26.479	114.1	30.249		38.214	100.9		1:34.942	14				I		I				

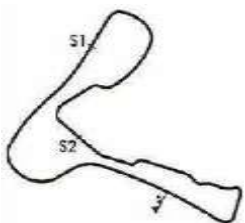
62 Geoffrey O'nion (B)									Tecno										
lap	Sect-1	Speed	Sect-2	Speed	Sect-3	Speed	TopSpeed	laptime pit	lap	I	Sect-1	Speed	Sect-2	Speed	Sect-3	Speed	Topspeed	laptime pit	
1		106.5	33.960		41.316	99.0		1:53.473	4		29.120	107.5	I	32.844		40.740	97.6		1:42.704
2	28.407	108.8	32.896		41.193	98.6		1:42.496	5		28.882	107.7	I	32.188		40.666	97.3		1:41.736
3	28.897	107.5	32.652		41.147	97.6		1:42.696	6		28.976	106.9	I	32.316		40.547	97.4		1:41.839

65 Peter Thompson (B)									Brabham BT21									
lap	Sect-1	Speed	Sect-2	Speed	Sect-3	Speed	TopSpeed	laptime pit	lap	I	Sect-1	Speed	Sect-2	Speed	Sect-3	Speed	Topspeed	laptime pit
1								1:43.484	5									1:36.326
2								1:36.465	6									1:35.627
3								1:37.195	7									1:35.967
4								1:36.773	8									

71 - Chris Holland (B)									Brabham BT21										
lap	Sect-1	Speed	Sect-2	Speed	Sect-3	Speed	TopSpeed	laptime pit	lap	I	Sect-1	Speed	Sect-2	Speed	Sect-3	Speed	Topspeed	laptime pit	
1		110.9	33.195		40.553	98.2		1:49.872	7		27.808	112.6		32.247		40.281	100.0		1:40.336
2	27.406	112.8	32.305		41.145	98.3		1:40.856	8		27.279	112.8	I	32.178		41.775	100.5		1:41.232
3	28.001	111.5	32.484		41.585	98.7		1:42.070	9		27.540	109.8	I	32.987		40.970	99.5		1:41.497
4	27.935	112.0	32.780		41.220	99.9		1:41.935	10		28.175	107.9		32.324		40.803	98.7		1:41.302
5	27.631	113.6	32.274		40.206	99.9		1:40.111	11		27.341	112.2		32.633		41.172	97.9		1:41.146
6	27.254	114.1	32.216		40.488	99.2		1:39.958	12		29.204	110.0		32.883		41.283	99.0		1:43.370

74 Jon Waggitt (B)									Lotus 31										
lap	Sect-1	Speed	Sect-2	Speed	Sect-3	Speed	TopSpeed	laptime pit	lap	I	Sect-1	Speed	Sect-2	Speed	Sect-3	Speed	Topspeed	laptime pit	
1		108.4	32.158		39.253	103.0		1:46.730	4		28.700	113.2	I	32.385		39.868	99.3		1:40.937
2	27.902	113.4	32.157		39.900	101.3		1:39.959	5		28.435	112.2	I	33.229		40.226	99.6		1:41.890
3	27.797	112.6	33.352		39.993	102.6		1:41.142	6		28.589	110.7	I	33.140		39.961	100.0		1:41.690

82 Marcus Mussa (B)									Tecno										
lap	Sect-1	Speed	Sect-2	Speed	Sect-3	Speed	TopSpeed	laptime pit	lap	I	Sect-1	Speed	Sect-2	Speed	Sect-3	Speed	Topspeed	laptime pit	
1		113.4	32.493		40.318	98.3		1:48.465	8		27.311	110.6		31.777		41.849	95.9		1:40.937
2	27.155	111.8	31.719		39.860	99.0		1:38.734	9		27.420	109.5		31.541		40.481	96.7		1:39.442
3	27.387	111.7	32.524		40.419	96.9		1:40.330	10		27.349	111.7		31.862		40.880	96.9		1:40.091
4	28.179	110.2	31.820		40.096	96.5		1:40.095	11		27.462	110.6		31.826		39.996	96.3		1:39.284
5	27.568	109.7	32.178		39.817	96.1		1:39.563	12		27.463	111.1		31.544		40.286	96.6		1:39.293
6	27.579	111.8	31.847		40.377	96.1		1:39.803	13		27.348	109.3	I	31.577		39.616	97.0		1:38.541
7	27.490	110.0	31.635		39.780	96.2		1:38.905	14				I		I				

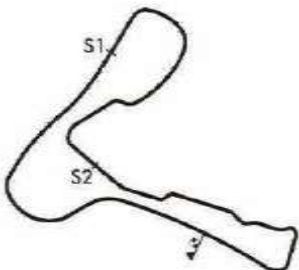


Cadwell Park "Wolds Trophy" Historic Race Meeting - 18 - 19 Jun 2016

HSCC Historic Formula 3 Justin Haler Trophy

Race 18 - Best Sector Times

POS	NO	DRIVER/S	TIME	Sector 1		Sector 2		Sector 3			IDEAL LAP	BEST LAP	On	
				LAP	POS	TIME	LAP	POS	TIME	LAP				POS
1	14	Jonathan Milicevic	26.271	2	1	30.096	9	1	38.153	6	2	1:34.520	1:34.932	7
2	58	Ewen Sergison	26.479	7	3	30.220	12	3	38.202	12	3	1:34.901	1:34.942	7
3	22	Simon Armer	26.305	6	2	30.135	7	2	37.917	7	1	1:34.357	1:34.367	7
4	5	Jim Blockley	26.899	2	4	31.009	7	4	39.487	1	6	1:37.395	1:37.886	2
5	82	Marcus Mussa	27.155	2	6	31.541	9	7	39.616	13	8	1:38.312	1:38.541	13
6	16	Mark Linstone	27.348	11	9	31.642	12	8	39.999	12	10	1:38.989	1:39.827	6
7	26	Steve Seaman	27.068	6	5	31.066	10	5	39.478	10	5	1:37.612	1:38.282	10
8	55	Julian Maynard	27.619	10	10	31.509	12	6	39.533	6	7	1:38.661	1:39.147	10
9	1	Leif Bosson	27.219	8	7	31.718	9	9	39.864	7	9	1:38.801	1:39.325	6
10	71	Chris Holland	27.254	6	8	32.178	8	11	40.206	5	11	1:39.638	1:39.958	6
11	65	Peter Thompson											1:35.627	6
12	74	Jon Waggitt	27.797	3	11	32.157	2	10	39.253	1	4	1:39.207	1:39.959	2
13	62	Geoffrey Onion	28.407	2	12	32.188	5	12	40.547	6	12	1:41.142	1:41.736	5



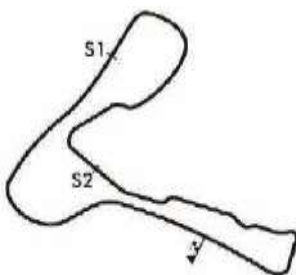
Session Start: 14:36:50 - Finish: 14:57:43
Weather/Track Conditions: Cloud/Dry
Circuit: Cadwell Park Track
Length: 3.519 Km - 2.1866 miles

Cadwell Park "Wolds Trophy" Historic Race Meeting - 18 -19 Jun 2016

HSCC Historic Formula 3 Justin Haler Trophy

Race 18 - Best Sector Speeds

	NO	SECTOR 1	MPH		NO	SECTOR 2	MPH		NO	SECTOR 3	MPH
1	22	Simon Armer	115.3			NO SPEED TRAP			74	Jon Waggitt	103.0
2	16	Mark Linstone	115.1						14	Jonathan Milicevic	102.6
3	14	Jonathan Milicevic	114.5						26	Steve Seaman	102.6
4	58	Ewen Sergison	114.5						22	Simon Armer	102.5
5	26	Steve Seaman	114.1						1	Leif Bosson	102.2
6	71	Chris Holland	114.1						58	Ewen Sergison	101.6
7	1	Leif Bosson	113.7						16	Mark Linstone	101.3
8	74	Jon Waggitt	113.4						55	Julian Maynard	101.3
9	82	Marcus Mussa	113.4						71	Chris Holland	100.5
10	55	Julian Maynard	112.4						5	Jim Blockley	99.9
11	5	Jim Blockley	112.2						62	Geoffrey Onion	99.0
12	62	Geoffrey Onion	108.8						82	Marcus Mussa	99.0
13	65	Peter Thompson	0.0						65	Peter Thompson	0.0



Session Start: 14:36:50 - Finish: 14:57:43
Weather/Track Conditions: Cloud/Dry
Circuit: Cadwell Park Track
Length: 3.519 Km - 2.1866 miles

Cadwell Park "Wolds Trophy" Historic Race Meeting - 18 -19 Jun 2016

HSCC Historic Formula 3 Justin Haler Trophy

Race 18 - Lap Chart

Lap 1		Lap 2		Lap 3		Lap 4		Laps		Lap 6							
NO Behind	Laptime	NO Behind	Laptime	NOBehind	Laptime	NO Behind	Laptime	NO Behind	Laptime	NO Behind	Laptime						
58	1:42.786	58	1:36.544	58	1:37.089	58	1:36.794	14	1:35.471	14	1:35.168						
65	0.698	1:43.484	65	0.619	1:36.465	14	0.110	1:36.234	14	0.186	1:36.870	58	1.023	1:36.680	58	1.487	1:35.632
22	2.148	1:44.934	14	0.965	1:35.269	65	0.725	1:37.195	65	0.704	1:36.773	65	1.373	1:36.326	65	1.832	1:35.627
14	2.240	1:45.026	22	2.645	1:37.041	22	1.609	1:36.053	22	1.388	1:36.573	22	2.144	1:36.413	22	2.482	1:35.506
5	3.549	1:46.335	5	4.891	1:37.886	5	6.267	1:38.465	5	8.188	1:38.715	5	10.993	1:38.462	5	15.170	1:39.345
74	3.944	1:46.730	74	7.359	1:39.959	82	11.110	1:40.330	82	14.411	1:40.095	82	18.317	1:39.563	82	22.952	1:39.803
82	5.679	1:48.465	82	7.869	1:38.734	74	11.412	1:41.142	74	15.571	1:40.953	74	21.804	1:41.890	74	28.326	1:41.690
71	7.086	1:49.872	71	11.398	1:40.856	71	16.379	1:42.070	55	20.436	1:40.563	55	24.912	1:40.133	55	28.943	1:39.199
55	7.567	1:50.353	55	11.735	1:40.712	55	16.667	1:42.021	71	21.520	1:41.935	71	25.974	1:40.111	71	30.764	1:39.958
26	8.221	1:51.007	26	12.607	1:40.930	26	17.281	1:41.763	1	21.845	1:40.476	26	26.906	1:40.330	26	31.129	1:39.391
1	9.414	1:52.200	1	15.422	1:42.552	1	18.163	1:39.830	26	22.233	1:41.746	1	27.744	1:41.556	1	31.901	1:39.325
16	9.848	1:52.634	16	15.830	1:42.526	16	18.871	1:40.130	16	23.402	1:41.325	16	28.537	1:40.792	16	33.196	1:39.827
62	10.687	1:53.473	62	16.639	1:42.496	62	22.246	1:42.696	62	28.156	1:42.704	62	34.235	1:41.736	62	40.906	1:41.839

Cadwell Park "Wolds Trophy" Historic Race Meeting - 18 -19 Jun 2016

HSCC Historic Formula 3 Justin Haler Trophy

Race 18 - Lap Chart

Lap 7			Lap 8			Lap 9			Lap 10			Lap 11			Lap 12		
NO	Behind	Laptime	NO	Behind	Laptime	NO	Behind	Laptime	NO	Behind	Laptime	NO	Behind	Laptime	NO	Behind	Laptime
14		1:34.932	14		1:35.626	14		1:35.866	14		1:35.384	14		1:35.590	14		1:36.346
58	1.497	1:34.942	58	1.527	1:35.656	58	1.767	1:36.106	58	2.649	1:36.266	58	2.821	1:35.762	58	1.686	1:35.211
22	1.917	1:34.367	22	1.933	1:35.642	22	2.186	1:36.119	22	3.797	1:36.995	22	3.351	1:35.144	22	2.279	1:35.274
65	2.867	1:35.967	5	24.814	1:41.379	5	28.183	1:39.235	5	33.115	1:40.316	5	37.309	1:39.784	5	42.052	1:41.089
5	19.061	1:38.823	82	32.236	1:40.937	82	35.812	1:39.442	82	40.519	1:40.091	82	44.213	1:39.284	82	47.160	1:39.293
82	26.925	1:38.905	55	40.869	1:42.146	55	45.199	1:40.196	55	48.962	1:39.147	55	53.260	1:39.888	55	56.265	1:39.351
55	34.349	1:40.338	71	41.774	1:41.232	71	47.405	1:41.497	26	50.451	1:38.282	26	58.695	1:43.834	16	1:03.020	1:40.312
71	36.168	1:40.336	26	42.814	1:41.947	26	47.553	1:40.605	71	53.323	1:41.302	71	58.879	1:41.146	26	1:05.039	1:42.690
26	36.493	1:40.296	1	43.945	1:42.193	1	48.652	1:40.573	1	53.731	1:40.463	16	59.054	1:40.465	71	1:05.903	1:43.370
1	37.378	1:40.409	16	44.510	1:40.986	16	49.036	1:40.392	16	54.179	1:40.527	1	1:01.498	1:43.357	1	1:06.433	1:41.281
16	39.150	1:40.886															

Cadwell Park "Wolds Trophy" Historic Race Meeting - 18 -19 Jun 2016

HSCC Historic Formula 3 Justin Haler Trophy

Race 18 - Lap Chart

Lap 13		
NO Behind Laptime		
14		1:36.025
58	1.218	1:35.557
22	1.531	1:35.277
5	47.859	1:41.832
82	49.676	1:38.541
16	1:07.544	1:40.549
26	1:12.159	1:43.145
SS	1:18.765	1:58.525
	1:30.232	1:59.824

Session Start: 14:36:50 - Finish: 14:57:43
Weather/Track Conditions: Cloud/Dry
Circuit: Cadwell Park