

## "Croft Nostalgia Weekend" Historic Race Meeting - 6 - 7 Aug 2016

### HSCC Historic Formula 3 Supported by the Cubicle Centre & HSCC Classic Racing Qualifying for Race 2 - Classification

Sheet No:

POS	NO	DRIVER/S	CLASS	CLASS POS	CAR MAKE / MODEL	TIME	ON	LAPS	GAP	DIFF	MPH
1	31	Robert Wainwright	CRC	1	Crossle 18F	1:24.309	6	10			89.68
2	12	Andy Jarvis	CRG	1	Palliser WDB2	1:28.932	10	10	4.623	4.623	85.02
3	57	David Wild	CRC	2	March 712	1:29.390	6	9	5.081	0.458	84.58
4	69	Jon Waggitt	CRC	3	Lotus 69	1:30.184	1	1	5.875	0.794	83.84
5	18	Brian Cullen	CRC	4	Crossle 19F	1:31.239	5	9	6.930	1.055	82.87
6	81	Julian Stokes	CRC	5	Tecno F2	1:31.301	7	9	6.992	0.062	82.81
7	91	Jonathon Hughes	3B	1	Merlyn Mk14A	1:31.366	9	9	7.057	0.065	82.75
8	49	Thomas Smith	CRH	1	Hesketh F3	1:31.698	7	7	7.389	0.332	82.45
9	22	Simon Armer	3B	2	March 703	1:32.619	7	9	8.310	0.921	81.63
10	65	Peter Thompson	3B	3	Brabham BT21	1:32.744	3	8	8.435	0.125	81.52
11	82	Marcus Mussa	3B	4	Tecno F3	1:33.781	8	9	9.472	1.037	80.62
12	15	Mark Goodyear	CRG	2	Lotus 59	1:33.923	8	9	9.614	0.142	80.50
13	10	Paul Waine	3B	5	De Sanctis F3 69	1:34.072	6	8	9.763	0.149	80.37
14	5	Jim Blockley	3B	6	Chevron B17	1:34.442	3	7	10.133	0.370	80.06
15	1	Leif Bosson	3B	7	Brabham BT28	1:34.827	4	7	10.518	0.385	79.73
16	26	Steve Seaman	3B	8	Brabham BT21	1:36.761	7	8	12.452	1.934	78.14
17	16	Mark Linstone	3B	9	Brabham BT21	1:37.429	3	8	13.120	0.668	77.60
18	71	Chris Holland	3B	10	Brabham BT21	1:37.865	4	9	13.556	0.436	77.26
19	14	Phil Nelson	CRF	1	Hawke DL2B	1:37.905	4	9	13.596	0.040	77.23
20	2	Barry Sewell	3B	11	Lotus 41	1:38.245	7	8	13.936	0.340	76.96
21	41	Peter Hamilton	CRF	2	Alexis Mk15	1:38.551	2	8	14.242	0.306	76.72
22	62	Geoffrey O'nion	3B	12	Tecno F3	1:39.659	8	8	15.350	1.108	75.87
23	53	Mark Goldsmith	CRC	6	Elfin 622	1:40.220	5	8	15.911	0.561	75.44
24	96	Keith Messer	3B	13	Vesey Ford	1:41.316	8	8	17.007	1.096	74.63
25	51	Rob Thorpe	3B	14	March 703	1:42.868	6	7	18.559	1.552	73.50
26	24	Andrew Thorpe	CRG	3	Brabham BT35	1:46.906	4	8	22.597	4.038	70.72
27	27	Peter Williams	3B	15	Brabham BT15	2:05.272	4	6	40.963	18.366	60.36

Cars 49 & 69 require working transponders - Regulation Q.12.2.1 refers.  
A 30 second penalty will be applied if not working in the race.

Session Start: 09:22:40 - Finish: 09:37:43

Weather/Track Conditions: Sun/Dry

Circuit: Croft

Track Length: 3.380 Km - 2.1002 miles

These results are provisional until the conclusion of any judicial and technical matters.

Clerk of the Course:  <div style="text-align: right;">Julian Floyd</div>	Timekeeper:  <div style="text-align: right;">Nick Palmer</div>	Issued at:
--	--	------------

# "Croft Nostalgia Weekend" Historic Race Meeting - 6 - 7 Aug 2016

## HSCC Historic Formula 3 Supported by the Cubicle Centre & HSCC Classic Racing Cars Qualifying for Race 2 - Sector Analysis

1 Leif Bosson (3B)									Brabham BT28										
lap	Sect-1	Speed	Sect-2	Speed	Sect-3	Speed	TopSpeed	laptime	pit	lap	Sect-1	Speed	Sect-2	Speed	Sect-3	Speed	Topspeed	laptime	pit
1	34.887	84.1	46.537	79.8	29.782	77.4		1:51.206		5	30.150	106.9	39.287	95.1	26.146	91.6		1:35.583	
2	33.523	92.1	44.287	82.7				1:44.664		6	30.220	106.9	39.189	94.8	26.146	91.9		1:35.555	
3	Out	104.7	39.174	95.1	26.200	90.7		4:31.317	P	7	30.334	107.4	39.408	95.5	26.233	90.4		1:35.975	
4	29.607	107.2	39.272	95.1	25.948	91.4		1:34.827		8									

2 Barry Sewell (3B)									Lotus 41										
lap	Sect-1	Speed	Sect-2	Speed	Sect-3	Speed	TopSpeed	laptime	pit	lap	Sect-1	Speed	Sect-2	Speed	Sect-3	Speed	Topspeed	laptime	pit
1	32.938	98.1	42.240	92.6	28.486	85.7		1:43.664		5	35.348	73.8	42.875	94.4	27.241	87.8		1:45.464	
2	32.678	100.0	42.062	93.9	27.660	87.0		1:42.400		6	30.373	102.8	40.702	95.1	27.477	90.4		1:38.552	
3	31.012	101.8	41.592	94.9	27.251	88.1		1:39.855		7	30.379	103.2	40.766	95.5	27.100	89.0		1:38.245	
4	30.625	103.6	41.067	91.4	27.402	89.8		1:39.094		8	30.416	102.9	40.839	97.4	27.085	89.1		1:38.340	

5 Jim Blockley (3B)									Chevron B17										
lap	Sect-1	Speed	Sect-2	Speed	Sect-3	Speed	TopSpeed	laptime	pit	lap	Sect-1	Speed	Sect-2	Speed	Sect-3	Speed	Topspeed	laptime	pit
1	30.087	103.4	39.245	95.6	26.901	88.8		1:36.233		5	29.215	104.9	38.523	89.2				1:35.663	
2	29.245	105.2	39.573	96.4	26.479	89.5		1:35.297		6	Out	103.1	40.828	95.2	26.901	71.7		3:45.629	P
3	29.522	102.3	38.557	96.7	26.363	88.2		1:34.442		7	30.336	102.3	39.315	86.7				1:38.392	
4	29.229	105.4	38.759	96.8	26.907	88.3		1:34.895		8									

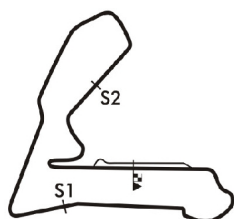
10 Paul Waive (3B)									De Sanctis F3 69										
lap	Sect-1	Speed	Sect-2	Speed	Sect-3	Speed	TopSpeed	laptime	pit	lap	Sect-1	Speed	Sect-2	Speed	Sect-3	Speed	Topspeed	laptime	pit
1	34.662	97.7	41.012	90.3	28.041	84.8		1:43.715		5	29.381	104.7	39.064	94.7	26.588	88.9		1:35.033	
2	31.447	102.5	41.421	93.1	27.189	87.4		1:40.057		6	28.804	105.8	39.002	94.3	26.266	90.4		1:34.072	
3	29.711	103.9	40.265	92.3	26.704	89.4		1:36.680		7	29.177	104.9	38.916	95.5	27.002	88.1		1:35.095	
4	29.531	104.0	39.640	91.1	26.362	89.1		1:35.533		8	29.053	103.7	38.865	95.7	26.361	89.1		1:34.279	

12 Andy Jarvis (CRG)									Palliser WDB2										
lap	Sect-1	Speed	Sect-2	Speed	Sect-3	Speed	TopSpeed	laptime	pit	lap	Sect-1	Speed	Sect-2	Speed	Sect-3	Speed	Topspeed	laptime	pit
1	29.059	113.7	38.345	102.8	26.464	96.3		1:33.868		6	28.432	115.3	38.173	102.0	25.601	96.7		1:32.206	
2	27.793	112.8	40.241	84.0	26.159	99.7		1:34.193		7	28.077	112.4	36.689	106.2	26.065	97.7		1:30.831	
3	27.431	114.1	37.276	103.9	25.449	98.0		1:30.156		8	27.298	116.3	36.740	104.4	25.108	99.4		1:29.146	
4	27.124	116.5	36.286	104.4	25.705	98.0		1:29.115		9	28.522	116.1	36.187	106.0	25.982	98.1		1:30.691	
5	27.442	115.9	37.647	102.8	25.220	97.7		1:30.309		10	26.973	118.1	36.272	103.4	25.687	98.1		1:28.932	

14 Phil Nelson (CRF)									Hawke DL2B										
lap	Sect-1	Speed	Sect-2	Speed	Sect-3	Speed	TopSpeed	laptime	pit	lap	Sect-1	Speed	Sect-2	Speed	Sect-3	Speed	Topspeed	laptime	pit
1	33.270	95.1	42.555	88.7	27.928	74.2		1:43.753		6	31.336	98.3	40.663	91.2	26.784	85.6		1:38.783	
2	31.837	98.5	41.949	91.6	26.380	85.5		1:40.166		7	31.105	99.1	40.984	91.9	27.125	85.6		1:39.214	
3	30.813	100.2	44.907	87.0	27.906	86.5		1:43.626		8	34.624	96.1	41.495	90.7	26.867	86.6		1:42.986	
4	30.723	99.6	40.530	89.4	26.652	86.1		1:37.905		9	41.616	63.3	49.610	80.9				2:03.491	
5	30.907	99.0	41.598	90.9	26.578	86.6		1:39.083		10									

15 Mark Goodyear (CRG)									Lotus 59										
lap	Sect-1	Speed	Sect-2	Speed	Sect-3	Speed	TopSpeed	laptime	pit	lap	Sect-1	Speed	Sect-2	Speed	Sect-3	Speed	Topspeed	laptime	pit
1	32.304	112.6	41.624	98.1	26.680	92.7		1:40.608		6	29.822	112.8	38.383	101.7	26.209	98.7		1:34.414	
2	29.795	108.9	39.277	98.8	27.479	82.7		1:36.551		7	28.889	114.7	39.455	101.7	25.634	98.7		1:33.978	
3	31.273	105.7	40.940	100.5	26.241	98.7		1:38.454		8	29.505	110.6	38.754	99.1	25.664	98.8		1:33.923	
4	29.997	103.2	40.873	100.6	26.511	96.7		1:37.381		9	30.976	110.7	39.184	100.2	26.232	96.7		1:36.392	
5	29.400	113.9	38.824	100.9	26.037	88.3		1:34.261		10									

16 Mark Linstone (3B)									Brabham BT21										
lap	Sect-1	Speed	Sect-2	Speed	Sect-3	Speed	TopSpeed	laptime	pit	lap	Sect-1	Speed	Sect-2	Speed	Sect-3	Speed	Topspeed	laptime	pit
1	31.337	103.9	40.457	93.1	27.107	88.1		1:38.901		5	31.207	106.9	39.913	93.5	26.876	88.7		1:37.996	
2	30.470	101.8	40.750	96.3	26.966	88.7		1:38.186		6	30.582	103.1	40.255	94.5	27.097	87.5		1:37.934	
3	30.527	103.7	40.235	92.7	26.667	89.7		1:37.429		7	31.214	101.5	40.728	94.4				1:37.285	
4	30.195	98.8	40.585	93.2	26.787	90.8		1:37.567		8	Out	93.7	42.290	90.1	27.351	85.9		3:00.016	P



Session Start: 09:22:40 - Finish: 09:37:43

Weather/Track Conditions: Sun/Dry

Circuit: Croft

Track Length: 3.380 Km - 2.1002 miles

# "Croft Nostalgia Weekend" Historic Race Meeting - 6 - 7 Aug 2016

## HSCC Historic Formula 3 Supported by the Cubicle Centre & HSCC Classic Racing Cars

### Qualifying for Race 2 - Sector Analysis

18 Brian Cullen (CRC)									Crossle 19F										
lap	Sect-1	Speed	Sect-2	Speed	Sect-3	Speed	TopSpeed	laptime	pit	lap	Sect-1	Speed	Sect-2	Speed	Sect-3	Speed	Topspeed	laptime	pit
1	31.066	116.7	41.242	96.8	27.875	99.9		1:40.183		6	28.376	114.5	37.897	100.9	25.256	98.8		1:31.529	
2	28.754	114.3	38.648	101.7	26.698	95.6		1:34.100		7	28.614	115.1	37.162	101.1	25.550	102.0		1:31.326	
3	28.890	116.3	39.198	101.7	25.517	98.7		1:33.605		8	28.717	114.9	37.944	102.0	24.625	98.3		1:31.286	
4	28.968	119.0	38.584	101.7	25.919	98.7		1:33.471		9	31.444	100.9	38.303	102.5	25.122	100.2		1:34.869	
5	28.442	116.7	37.631	102.1	25.166	99.6		1:31.239		10									

22 Simon Armer (3B)									March 703										
lap	Sect-1	Speed	Sect-2	Speed	Sect-3	Speed	TopSpeed	laptime	pit	lap	Sect-1	Speed	Sect-2	Speed	Sect-3	Speed	Topspeed	laptime	pit
1	31.823	102.5	38.302	98.4	27.626	89.1		1:37.751		6	31.102	97.5	37.707	95.5	26.389	90.3		1:35.198	
2	29.245	103.9	38.516	98.5	26.481	88.2		1:34.242		7	28.680	105.7	37.687	97.3	26.252	90.1		1:32.619	
3	29.017	104.2	37.743	98.7	26.597	89.2		1:33.357		8	28.598	104.5	38.255	88.2	26.376	90.4		1:33.229	
4	28.740	106.4	37.804	98.4	26.268	89.7		1:32.812		9	28.457	106.2	38.601	98.1	26.715	89.8		1:33.773	
5	28.748	104.4	39.770	89.6	26.718	89.6		1:35.236		10									

24 Andrew Thorpe (CRG)									Brabham BT35										
lap	Sect-1	Speed	Sect-2	Speed	Sect-3	Speed	TopSpeed	laptime	pit	lap	Sect-1	Speed	Sect-2	Speed	Sect-3	Speed	Topspeed	laptime	pit
1	34.823	92.7	45.138	86.9	31.011	84.8		1:50.972		5	34.320	95.9	43.205	86.7	30.833	83.5		1:48.358	
2	34.187	95.2	43.974	92.1	28.839	84.5		1:47.000		6	35.240	96.1	43.526	89.8	30.439	83.1		1:49.205	
3	33.872	94.3	44.015	69.8	30.686	84.1		1:48.573		7	33.007	97.1	44.045	86.8	32.346	84.4		1:49.398	
4	34.135	95.6	43.464	86.8	29.307	79.9		1:46.906		8	36.738	96.6	44.759	87.3	28.789	85.6		1:50.286	

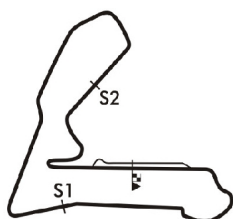
26 Steve Seaman (3B)									Brabham BT21										
lap	Sect-1	Speed	Sect-2	Speed	Sect-3	Speed	TopSpeed	laptime	pit	lap	Sect-1	Speed	Sect-2	Speed	Sect-3	Speed	Topspeed	laptime	pit
1	32.406	97.3	42.508	82.0	29.780	81.7		1:44.694		5	30.821	102.8	40.869	82.6	28.055	84.8		1:39.745	
2	33.338	96.7	42.396	86.9	27.904	86.4		1:43.638		6	30.015	103.9	39.283	90.4	27.953	86.9		1:37.251	
3	30.794	102.5	39.995	91.4	27.602	85.9		1:38.391		7	30.132	102.1	39.346	92.9	27.283	87.8		1:36.761	
4	32.158	101.7	39.742	91.1	27.694	77.2		1:39.594		8	30.487	102.0	39.567	92.2	27.392	87.4		1:37.446	

27 Peter Williams (3B)									Brabham BT15										
lap	Sect-1	Speed	Sect-2	Speed	Sect-3	Speed	TopSpeed	laptime	pit	lap	Sect-1	Speed	Sect-2	Speed	Sect-3	Speed	Topspeed	laptime	pit
1	43.022	72.6	55.662	69.5	32.782	75.6		2:11.466		4	39.680	85.5	54.244	75.0	31.348	76.7		2:05.272	
2	40.950	81.2	57.397	72.8	32.305	74.4		2:10.652		5	41.823	81.7	56.572	73.7	32.076	76.7		2:10.471	
3	42.082	82.5	54.441	76.3	31.315	76.3		2:07.838		6	44.394	85.2	52.506	74.8	32.138	73.7		2:09.038	

31 Robert Wainwright (CRC)									Crossle 18F										
lap	Sect-1	Speed	Sect-2	Speed	Sect-3	Speed	TopSpeed	laptime	pit	lap	Sect-1	Speed	Sect-2	Speed	Sect-3	Speed	Topspeed	laptime	pit
1	26.691	119.4	35.861	108.1	23.692	102.1		1:26.244		6	25.818	119.8	34.680	108.1	23.811	102.8		1:24.309	
2	27.513	116.9	34.883	106.7	23.894	101.5		1:26.290		7	26.181	121.1	34.288	107.4	24.422	102.8		1:24.891	
3	25.887	120.7	34.693	107.9	23.747	102.8		1:24.327		8	26.915	118.4	34.748	107.0	24.036	102.8		1:25.699	
4	25.741	120.9	35.044	107.4	23.965	100.5		1:24.750		9	27.442	117.5	34.660	107.4	24.467	102.0		1:26.569	
5	27.568	103.4	39.704	80.2	25.758	103.1		1:33.030		10	25.822	120.3	36.765	102.6	25.110	80.0		1:27.697	

41 Peter Hamilton (CRF)									Alexis Mk15										
lap	Sect-1	Speed	Sect-2	Speed	Sect-3	Speed	TopSpeed	laptime	pit	lap	Sect-1	Speed	Sect-2	Speed	Sect-3	Speed	Topspeed	laptime	pit
1	31.087	100.2	41.582	93.2	27.433	87.2		1:40.102		5	30.744	102.8	40.297	94.0	35.951	88.1		1:46.992	
2	30.920	100.6	40.643	93.2	26.988	86.5		1:38.551		6	30.518	101.7	41.105	90.4	27.725	84.8		1:39.348	
3	31.355	99.4	40.847	93.3	27.023	86.9		1:39.225		7	30.681	102.6	40.592	91.6	27.293	87.4		1:38.566	
4	30.044	102.5	42.600	90.9	27.052	86.5		1:39.696		8	31.239	96.6	41.063	90.9	27.407	87.2		1:39.709	

49 Thomas Smith (CRH)									Hesketh F3										
lap	Sect-1	Speed	Sect-2	Speed	Sect-3	Speed	TopSpeed	laptime	pit	lap	Sect-1	Speed	Sect-2	Speed	Sect-3	Speed	Topspeed	laptime	pit
1								3:16.366		5								1:49.386	
2								1:35.795		6								3:08.217	
3								1:32.922		7								1:31.698	
4								1:41.392		8									



# "Croft Nostalgia Weekend" Historic Race Meeting - 6 - 7 Aug 2016

## HSCC Historic Formula 3 Supported by the Cubicle Centre & HSCC Classic Racing Cars

### Qualifying for Race 2 - Sector Analysis

51 Rob Thorpe (3B)									March 703										
lap	Sect-1	Speed	Sect-2	Speed	Sect-3	Speed	TopSpeed	laptime	pit	lap	Sect-1	Speed	Sect-2	Speed	Sect-3	Speed	Topspeed	laptime	pit
1	32.418	100.2	43.393	91.2	30.220	79.3		1:46.031		5	37.704	92.6	47.412	86.3	28.340	88.3		1:53.456	
2	32.737	99.6	43.733	90.6	30.162	87.5		1:46.632		6	32.143	100.6	43.103	92.6	27.622	88.7		1:42.868	
3	31.964	96.7	44.737	92.6	27.918	88.0		1:44.619		7	31.821	101.1	50.288	52.1				2:00.238	
4	31.961	101.8	45.442	84.4	34.762	64.2		1:52.165		8									

53 Mark Goldsmith (CRC)									Elfin 622										
lap	Sect-1	Speed	Sect-2	Speed	Sect-3	Speed	TopSpeed	laptime	pit	lap	Sect-1	Speed	Sect-2	Speed	Sect-3	Speed	Topspeed	laptime	pit
1	31.977	101.4	42.028	86.7	28.956	89.0		1:42.961		5	30.904	105.7	41.922	91.7	27.394	85.9		1:40.220	
2	31.102	106.5	41.598	93.2	27.624	89.1		1:40.324		6	33.463	98.1	42.323	92.4	28.625	80.3		1:44.411	
3	31.194	104.5	42.279	91.8	27.881	89.7		1:41.354		7	31.701	100.9	45.126	82.5	29.802	67.6		1:46.629	
4	31.303	106.0	42.511	89.7	27.274	89.6		1:41.088		8	34.196	86.1	48.375	76.5	29.162	86.1		1:51.733	

57 David Wild (CRC)									March 712										
lap	Sect-1	Speed	Sect-2	Speed	Sect-3	Speed	TopSpeed	laptime	pit	lap	Sect-1	Speed	Sect-2	Speed	Sect-3	Speed	Topspeed	laptime	pit
1	28.778	114.7	39.185	100.2	27.048	100.3		1:35.011		6	27.553	117.9	36.817	104.0	25.020	104.0		1:29.390	
2	28.143	116.5	38.681	99.4	27.027	99.1		1:33.851		7	28.893	116.7	36.143	106.0	25.851	94.8		1:30.887	
3	28.482	114.3	40.287	104.7	25.032	99.7		1:33.801		8	28.613	114.5	37.378	100.8	25.115	100.2		1:31.106	
4	28.324	115.3	38.617	105.5	26.758	99.3		1:33.699		9	30.251	111.8	37.648	100.6	25.308	100.9		1:33.207	
5	29.686	116.9	38.079	99.1	25.994	101.4		1:33.759		10									

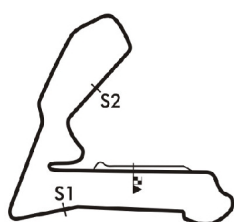
62 Geoffrey O'nion (3B)									Tecno F3										
lap	Sect-1	Speed	Sect-2	Speed	Sect-3	Speed	TopSpeed	laptime	pit	lap	Sect-1	Speed	Sect-2	Speed	Sect-3	Speed	Topspeed	laptime	pit
1	31.962	99.0	43.765	87.0	29.731	85.6		1:45.458		5	30.957	101.2	41.230	90.7	28.053	87.2		1:40.240	
2	31.843	99.3	42.719	89.6	29.115	84.9		1:43.677		6	31.373	101.4	41.612	89.5	28.142	87.3		1:41.127	
3	31.562	116.7	42.015	92.2	28.396	85.6		1:41.973		7	31.118	100.3	44.591	88.9	28.918	86.6		1:44.627	
4	32.847	101.1	41.350	90.4	28.163	88.1		1:42.360		8	31.042	100.2	41.135	91.6	27.482	88.2		1:39.659	

65 Peter Thompson (3B)									Brabham BT21										
lap	Sect-1	Speed	Sect-2	Speed	Sect-3	Speed	TopSpeed	laptime	pit	lap	Sect-1	Speed	Sect-2	Speed	Sect-3	Speed	Topspeed	laptime	pit
1	29.608	106.7	38.020	96.7	26.459	89.1		1:34.087		5	28.719	109.7	38.029	95.1	26.244	90.1		1:32.992	
2	29.053	107.0	37.990	97.4	26.229	90.1		1:33.272		6	28.626	108.1	37.948	95.9	26.386	89.7		1:32.960	
3	28.542	109.3	38.030	97.0	26.172	90.8		1:32.744		7	28.560	109.7	38.542	95.9	26.698	89.8		1:33.800	
4	28.795	108.1	38.198	96.3	26.356	90.6		1:33.349		8	28.576	108.6	38.114	96.3	26.137	89.7		1:32.827	

69 Jon Waggitt (CRC)									Lotus 69										
lap	Sect-1	Speed	Sect-2	Speed	Sect-3	Speed	TopSpeed	laptime	pit	lap	Sect-1	Speed	Sect-2	Speed	Sect-3	Speed	Topspeed	laptime	pit
1								1:30.184		2									

71 Chris Holland (3B)									Brabham BT21										
lap	Sect-1	Speed	Sect-2	Speed	Sect-3	Speed	TopSpeed	laptime	pit	lap	Sect-1	Speed	Sect-2	Speed	Sect-3	Speed	Topspeed	laptime	pit
1	32.172	99.3	41.319	94.5	26.739	87.7		1:40.230		6	30.220	104.5	40.240	96.8	27.611	88.2		1:38.071	
2	31.474	100.0	40.650	95.7	27.251	86.9		1:39.375		7	30.098	104.9	40.686	96.4	27.923	88.1		1:38.707	
3	30.492	101.4	40.797	96.7	26.835	86.9		1:38.124		8	31.008	101.7	40.724	79.0	27.749	86.9		1:39.481	
4	30.494	102.6	40.441	95.7	26.930	86.3		1:37.865		9	31.921	99.4	40.624	96.0	27.156	87.2		1:39.701	
5	31.304	102.6	41.233	98.0	27.422	84.6		1:39.959		10									

81 Julian Stokes (CRC)									Tecno F2										
lap	Sect-1	Speed	Sect-2	Speed	Sect-3	Speed	TopSpeed	laptime	pit	lap	Sect-1	Speed	Sect-2	Speed	Sect-3	Speed	Topspeed	laptime	pit
1	30.810	115.9	41.532	98.0	25.948	100.8		1:38.290		6	27.977	121.4	38.178	100.8	25.537	104.2		1:31.692	
2	29.694	115.7	39.524	99.9	26.467	103.1		1:35.685		7	27.898	119.2	38.144	101.1	25.259	103.2		1:31.301	
3	29.296	117.7	41.960	97.5	25.165	104.0		1:36.421		8	28.582	117.7	38.445	101.1	24.973	101.5		1:32.000	
4	28.743	119.0	38.449	99.9	25.245	104.4		1:32.437		9	30.605	116.5	37.654	102.5	24.905	104.0		1:33.164	
5	30.159	108.6	40.045	101.8	25.682	103.9		1:35.886		10									



Session Start: 09:22:40 - Finish: 09:37:43

Weather/Track Conditions: Sun/Dry

Circuit: Croft

Track Length: 3.380 Km - 2.1002 miles

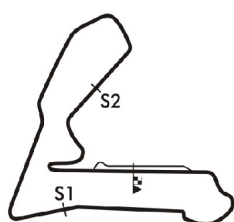
# "Croft Nostalgia Weekend" Historic Race Meeting - 6 - 7 Aug 2016

## HSCC Historic Formula 3 Supported by the Cubicle Centre & HSCC Classic Racing Cars Qualifying for Race 2 - Sector Analysis

82 Marcus Mussa (3B)								Tecno F3											
lap	Sect-1	Speed	Sect-2	Speed	Sect-3	Speed	TopSpeed	laptime	pit	lap	Sect-1	Speed	Sect-2	Speed	Sect-3	Speed	Topspeed	laptime	pit
1	30.475	102.0	38.985	95.2	27.052	87.8		1:36.512		6	29.498	104.5	39.112	95.6	26.521	88.9		1:35.131	
2	29.940	103.1	40.281	89.2	26.617	87.7		1:36.838		7	29.472	104.7	38.626	92.2	27.148	89.7		1:35.246	
3	29.698	103.6	38.880	94.4	26.828	87.8		1:35.406		8	28.954	106.5	38.304	96.4	26.523	87.6		1:33.781	
4	29.548	103.4	38.561	94.8	26.851	88.3		1:34.960		9	29.554	103.7	41.139	91.6	28.155	75.4		1:38.848	
5	29.375	105.7	38.448	95.1	26.963	88.8		1:34.786		10									

91 Jonathon Hughes (3B)								Merlyn Mk14A											
lap	Sect-1	Speed	Sect-2	Speed	Sect-3	Speed	TopSpeed	laptime	pit	lap	Sect-1	Speed	Sect-2	Speed	Sect-3	Speed	Topspeed	laptime	pit
1	30.220	104.9	39.441	89.1	26.337	87.4		1:35.998		6	29.290	105.5	38.112	95.6	25.502	90.6		1:32.904	
2	29.096	104.4	37.985	96.3	25.858	89.8		1:32.939		7	28.335	105.7	37.922	97.1	25.928	89.6		1:32.185	
3	29.520	104.9	38.326	94.7	25.802	87.8		1:33.648		8	28.288	106.4	37.456	97.1	25.626	87.6		1:31.370	
4	28.789	104.2	37.729	95.3	25.666	89.6		1:32.184		9	28.527	107.0	37.424	96.1	25.415	89.7		1:31.366	
5	28.417	105.4	38.240	95.9	25.684	88.8		1:32.341		10									

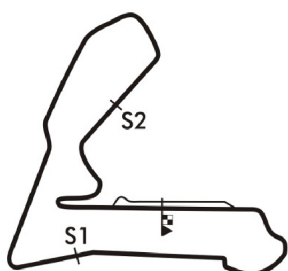
96 Keith Messer (3B)								Vesey Ford											
lap	Sect-1	Speed	Sect-2	Speed	Sect-3	Speed	TopSpeed	laptime	pit	lap	Sect-1	Speed	Sect-2	Speed	Sect-3	Speed	Topspeed	laptime	pit
1	37.417	74.2	47.454	73.5	30.705	68.5		1:55.576		5	33.885	93.7	42.849	88.1	29.563	77.9		1:46.297	
2	36.189	82.4	45.118	78.7	30.313	71.9		1:51.620		6	33.822	98.3	41.850	89.6	28.156	84.5		1:43.828	
3	35.108	87.5	43.797	80.5	30.758	73.4		1:49.663		7	34.337	95.9	42.900	80.0	28.018	85.4		1:45.255	
4	34.275	87.2	44.945	80.9	29.127	76.2		1:48.347		8	33.297	97.1	40.422	93.5	27.597	85.6		1:41.316	



# "Croft Nostalgia Weekend" Historic Race Meeting - 6 - 7 Aug 2016

## HSCC Historic Formula 3 Supported by the Cubicle Centre & HSCC Classic Racing Cars Qualifying for Race 2 - Best Sector Times

POS	NO	DRIVER/S	Sector 1			Sector 2			Sector 3			IDEAL LAP	BEST LAP	On
			TIME	LAP	POS	TIME	LAP	POS	TIME	LAP	POS			
1	31	Robert Wainwright	25.741	4	1	34.288	7	1	23.692	1	1	1:23.721	<b>1:24.309</b>	<b>6</b>
2	12	Andy Jarvis	26.973	10	2	36.187	9	3	25.108	8	5	1:28.268	<b>1:28.932</b>	<b>10</b>
3	57	David Wild	27.553	6	3	36.143	7	2	25.020	6	4	1:28.716	<b>1:29.390</b>	<b>6</b>
4	69	Jon Waggitt											<b>1:30.184</b>	<b>1</b>
5	18	Brian Cullen	28.376	6	6	37.162	7	4	24.625	8	2	1:30.163	<b>1:31.239</b>	<b>5</b>
6	81	Julian Stokes	27.898	7	4	37.654	9	6	24.905	9	3	1:30.457	<b>1:31.301</b>	<b>7</b>
7	91	Jonathon Hughes	28.288	8	5	37.424	9	5	25.415	9	6	1:31.127	<b>1:31.366</b>	<b>9</b>
8	49	Thomas Smith											<b>1:31.698</b>	<b>7</b>
9	22	Simon Armer	28.457	9	7	37.687	7	7	26.252	7	10	1:32.396	<b>1:32.619</b>	<b>7</b>
10	65	Peter Thompson	28.542	3	8	37.948	6	8	26.137	8	9	1:32.627	<b>1:32.744</b>	<b>3</b>
11	82	Marcus Mussa	28.954	8	11	38.304	8	9	26.521	6	14	1:33.779	<b>1:33.781</b>	<b>8</b>
12	15	Mark Goodyear	28.889	7	10	38.383	6	10	25.634	7	7	1:32.906	<b>1:33.923</b>	<b>8</b>
13	10	Paul Waite	28.804	6	9	38.865	8	12	26.266	6	11	1:33.935	<b>1:34.072</b>	<b>6</b>
14	5	Jim Blockley	29.215	5	12	38.523	5	11	26.363	3	12	1:34.101	<b>1:34.442</b>	<b>3</b>
15	1	Leif Bosson	29.607	4	13	39.174	3	13	25.948	4	8	1:34.729	<b>1:34.827</b>	<b>4</b>
16	26	Steve Seaman	30.015	6	14	39.283	6	14	27.283	7	20	1:36.581	<b>1:36.761</b>	<b>7</b>
17	16	Mark Linstone	30.195	4	17	39.913	5	15	26.667	3	15	1:36.775	<b>1:37.429</b>	<b>3</b>
18	71	Chris Holland	30.098	7	16	40.240	6	16	26.739	1	16	1:37.077	<b>1:37.865</b>	<b>4</b>
19	14	Phil Nelson	30.723	4	19	40.530	4	19	26.380	2	13	1:37.633	<b>1:37.905</b>	<b>4</b>
20	2	Barry Sewell	30.373	6	18	40.702	6	20	27.085	8	18	1:38.160	<b>1:38.245</b>	<b>7</b>
21	41	Peter Hamilton	30.044	4	15	40.297	5	17	26.988	2	17	1:37.329	<b>1:38.551</b>	<b>2</b>
22	62	Geoffrey O'nion	30.957	5	21	41.135	8	21	27.482	8	21	1:39.574	<b>1:39.659</b>	<b>8</b>
23	53	Mark Goldsmith	30.904	5	20	41.598	2	22	27.274	4	19	1:39.776	<b>1:40.220</b>	<b>5</b>
24	96	Keith Messer	33.297	8	24	40.422	8	18	27.597	8	22	1:41.316	<b>1:41.316</b>	<b>8</b>
25	51	Rob Thorpe	31.821	7	22	43.103	6	23	27.622	6	23	1:42.546	<b>1:42.868</b>	<b>6</b>
26	24	Andrew Thorpe	33.007	7	23	43.205	5	24	28.789	8	24	1:45.001	<b>1:46.906</b>	<b>4</b>
27	27	Peter Williams	39.680	4	25	52.506	6	25	31.315	3	25	2:03.501	<b>2:05.272</b>	<b>4</b>



**Session Start: 09:22:40 - Finish: 09:37:43**  
**Weather/Track Conditions: Sun/Dry**  
**Circuit: Croft**  
**Track Length: 3.380 Km - 2.1002 miles**

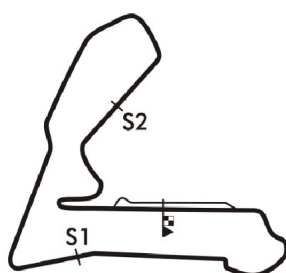


# "Croft Nostalgia Weekend" Historic Race Meeting - 6 - 7 Aug 2016

## HSCC Historic Formula 3 Supported by the Cubicle Centre & HSCC Classic Racing

### Qualifying for Race 2 - Best Sector Speeds

	NO	SECTOR 1	MPH	NO	SECTOR 2	MPH	NO	SECTOR 3	MPH
1	81	Julian Stokes	121.4	31	Robert Wainwright	108.1	81	Julian Stokes	104.4
2	31	Robert Wainwright	121.1	12	Andy Jarvis	106.2	57	David Wild	104.0
3	18	Brian Cullen	119.0	57	David Wild	106.0	31	Robert Wainwright	103.1
4	12	Andy Jarvis	118.1	18	Brian Cullen	102.5	18	Brian Cullen	102.0
5	57	David Wild	117.9	81	Julian Stokes	102.5	12	Andy Jarvis	99.7
6	62	Geoffrey O'nion	116.7	15	Mark Goodyear	101.7	15	Mark Goodyear	98.8
7	15	Mark Goodyear	114.7	22	Simon Armer	98.7	1	Leif Bosson	91.9
8	65	Peter Thompson	109.7	71	Chris Holland	98.0	65	Peter Thompson	91.9
9	1	Leif Bosson	107.4	2	Barry Sewell	97.4	16	Mark Linstone	90.8
10	91	Jonathon Hughes	107.0	65	Peter Thompson	97.4	91	Jonathon Hughes	90.6
11	16	Mark Linstone	106.9	91	Jonathon Hughes	97.1	2	Barry Sewell	90.4
12	53	Mark Goldsmith	106.5	5	Jim Blockley	96.8	10	Paul Waine	90.4
13	82	Marcus Mussa	106.5	82	Marcus Mussa	96.4	22	Simon Armer	90.4
14	22	Simon Armer	106.4	16	Mark Linstone	96.3	53	Mark Goldsmith	89.7
15	10	Paul Waine	105.8	10	Paul Waine	95.7	82	Marcus Mussa	89.7
16	5	Jim Blockley	105.4	1	Leif Bosson	95.5	5	Jim Blockley	89.5
17	71	Chris Holland	104.9	41	Peter Hamilton	94.0	51	Rob Thorpe	88.7
18	26	Steve Seaman	103.9	96	Keith Messer	93.5	62	Geoffrey O'nion	88.2
19	2	Barry Sewell	103.6	53	Mark Goldsmith	93.2	71	Chris Holland	88.2
20	41	Peter Hamilton	102.8	26	Steve Seaman	92.9	41	Peter Hamilton	88.1
21	51	Rob Thorpe	101.8	51	Rob Thorpe	92.6	26	Steve Seaman	87.8
22	14	Phil Nelson	100.2	62	Geoffrey O'nion	92.2	14	Phil Nelson	86.6
23	96	Keith Messer	98.3	24	Andrew Thorpe	92.1	24	Andrew Thorpe	86.4
24	24	Andrew Thorpe	97.1	14	Phil Nelson	91.9	96	Keith Messer	85.6
25	27	Peter Williams	85.5	27	Peter Williams	76.3	27	Peter Williams	76.7
26	49	Thomas Smith	0.0	49	Thomas Smith	0.0	49	Thomas Smith	0.0
27	69	Jon Waggitt	0.0	69	Jon Waggitt	0.0	69	Jon Waggitt	0.0



**Session Start: 09:22:40 - Finish: 09:37:43**

**Weather/Track Conditions: Sun/Dry**

**Circuit: Croft**

**Track Length: 3.380 Km - 2.1002 miles**



# "Croft Nostalgia Weekend" Historic Race Meeting - 6 - 7 Aug 2016

## HSCC Historic Formula 3 Supported by the Cubicle Centre & HSCC Classic Racing

### Race 2 - Starting Grid


Sheet No:

Start Time : 13:30 - Heat Duration : 20 Minutes

14	27	<b>27</b> Peter Williams		
13	25	<b>51</b> Rob Thorpe	26	<b>24</b> Andrew Thorpe
12	23	<b>53</b> Mark Goldsmith	24	<b>96</b> Keith Messer
11	21	<b>41</b> Peter Hamilton	22	<b>62</b> Geoffrey O'nion
10	19	<b>14</b> Phil Nelson	20	<b>2</b> Barry Sewell
9	17	<b>16</b> Mark Linstone	18	<b>71</b> Chris Holland
8	15	<b>1</b> Leif Bosson	16	<b>26</b> Steve Seaman
7	13	<b>10</b> Paul Waine	14	<b>5</b> Jim Blockley
6	11	<b>82</b> Marcus Mussa	12	<b>15</b> Mark Goodyear
5	9	<b>22</b> Simon Armer	10	<b>65</b> Peter Thompson
4	7	<b>91</b> Jonathon Hughes	8	<b>49</b> Thomas Smith
3	5	<b>18</b> Brian Cullen	6	<b>81</b> Julian Stokes
2	3	<b>57</b> David Wild	4	<b>69</b> Jon Waggitt
1	1	<b>31</b> Robert Wainwright	2	<b>12</b> Andy Jarvis

ROW

**Pole Right**



These results are provisional until the conclusion of any judicial and technical matters.

Circuit: Croft  
Track Length: 3.380 Km - 2.1002 miles

Clerk of the Course:

Julian Floyd

Timekeeper:

Nick Palmer

Issued at:



# "Croft Nostalgia Weekend" Historic Race Meeting - 6 - 7 Aug 2016

HSCC Historic Formula 3 Supported by the Cubicle Centre & HSCC Classic Racing Cars

Race 2 - Classification

Sheet No:

POS	NO	DRIVER/S	CLASS	CLASS POS	CAR MAKE / MODEL	TIME	LAPS	GAP	DIFF	MPH	BEST	ON
1	31	Robert Wainwright	CRC	1	Crossle 18F	20:17.944	14	-- 14 laps		86.90	1:24.876	3
2	12	Andy Jarvis	CRG	1	Palliser WDB2	21:20.401	14	1:02.457	1:02.457	82.67	1:30.135	10
3	57	David Wild	CRC	2	March 712	21:20.736	14	1:02.792	0.335	82.65	1:29.221	10
4	18	Brian Cullen	CRC	3	Crossle 19F	21:38.835	14	1:20.891	18.099	81.49	1:30.717	4
5	81	Julian Stokes	CRC	4	Tecno F2	20:23.042	13	-- 13 laps	17.398	80.36	1:30.626	5
6	22	Simon Armer	3B	1	March 703	20:48.419	13	25.377	25.377	78.73	1:34.112	2
7	15	Mark Goodyear	CRG	2	Lotus 59	20:58.585	13	35.543	10.166	78.09	1:34.955	7
8	1	Leif Bosson	3B	2	Brabham BT28	21:09.506	13	46.464	10.921	77.42	1:36.023	9
9	82	Marcus Mussa	3B	3	Tecno F3	21:14.577	13	51.535	5.071	77.11	1:35.959	9
10	10	Paul Waive	3B	4	De Sanctis F3 69	21:15.316	13	52.274	0.739	77.07	1:34.428	10
11	96	Keith Messer	3B	5	Vesey Ford	21:36.253	13	1:13.211	20.937	75.83	1:37.098	10
12	71	Chris Holland	3B	6	Brabham BT21	21:41.186	13	1:18.144	4.933	75.53	1:38.520	10
13	2	Barry Sewell	3B	7	Lotus 41	21:44.182	13	1:21.140	2.996	75.36	1:37.490	11
14	14	Phil Nelson	CRF	1	Hawke DL2B	21:52.600	13	1:29.558	8.418	74.88	1:37.213	4
15	49	Thomas Smith	CRH	1	Hesketh F3	22:11.570	13	1:48.528	18.970	73.81	1:32.991	12
16	53	Mark Goldsmith	CRC	5	Elfin 622	20:22.063	12	-- 12 laps		74.24	1:38.691	4
17	51	Rob Thorpe	3B	8	March 703	20:39.786	12	17.723	17.723	73.18	1:39.328	10
18	62	Geoffrey O'nion	3B	9	Tecno F3	21:04.805	12	42.742	25.019	71.73	1:40.727	11
19	24	Andrew Thorpe	CRG	3	Brabham BT35	21:19.021	12	56.958	14.216	70.94	1:42.584	8
20	27	Peter Williams	3B	10	Brabham BT15	21:21.196	10	-- 10 laps	3:29.901	59.01	2:02.423	2

----- NOT CLASSIFIED -----

DNF 41	Peter Hamilton	CRF	Alexis Mk15	19:51.280	11	-- 11 laps		69.81	1:38.504	2
DNF 26	Steve Seaman	3B	Brabham BT21	13:20.728	8	-- 8 laps --		75.53	1:37.345	4
DNF 91	Jonathon Hughes	3B	Merlyn Mk14A	11:00.785	7	-- 7 laps --		80.09	1:32.412	4
DNF 16	Mark Linstone	3B	Brabham BT21	10:00.200	6	-- 6 laps --	32.518	75.58	1:37.089	2
DNF 5	Jim Blockley	3B	Chevron B17	3:46.421	2	-- 2 laps --	20.147	66.78	1:54.185	1

----- FASTEST LAP SUMMARY -----

NO	DRIVER/S	CLASS	CAR MAKE / MODEL	FASTEST LAP	ON	MPH
31	Robert Wainwright	CRC	Crossle 18F	1:24.876	3	89.08
12	Andy Jarvis	CRG	Palliser WDB2	1:30.135	10	83.88
91	Jonathon Hughes	3B	Merlyn Mk14A	1:32.412	4	81.82
49	Thomas Smith	CRH	Hesketh F3	1:32.991	12	81.31
14	Phil Nelson	CRF	Hawke DL2B	1:37.213	4	77.78

Car 49 - 30 second penalty, no working transponder - Regulation Q12.2.1 refers.  
Cars 65 & 69 did not start.

Session Start: 13:33:19 - Finish: 13:53:37

Weather/Track Conditions: Sun/Dry

Circuit: Croft

Track Length: 3.380 Km - 2.1002 miles

These results are provisional until the conclusion of any judicial and technical matters.

Clerk of the Course:  Julian Floyd	Timekeeper:  Nick Palmer	Issued at:
--	--------------------------------	------------

# "Croft Nostalgia Weekend" Historic Race Meeting - 6 - 7 Aug 2016

## HSCC Historic Formula 3 Supported by the Cubicle Centre & HSCC Classic Racing Cars

### Race 2 - Sector Analysis

1 Leif Bosson (3B)									Brabham BT28										
lap	Sect-1	Speed	Sect-2	Speed	Sect-3	Speed	TopSpeed	laptime	pit	lap	Sect-1	Speed	Sect-2	Speed	Sect-3	Speed	Topspeed	laptime	pit
1		105.2	40.291	92.4	26.696	91.1		1:45.807		8	29.740	104.5	40.641	90.9	26.917	91.9		1:37.298	
2	30.005	105.5	39.317	93.3	27.817	91.1		1:37.139		9	29.999	103.7	39.431	94.0	26.593	90.9		1:36.023	
3	30.502	104.5	39.223	94.0	26.579	91.2		1:36.304		10	30.226	104.2	39.591	93.3	26.785	92.2		1:36.602	
4	30.559	104.2	39.615	93.1	26.427	91.4		1:36.601		11	29.692	104.2	39.918	92.2	26.455	91.4		1:36.065	
5	30.359	104.0	41.028	90.2	26.753	92.2		1:38.140		12	29.822	104.7	39.812	92.4	26.503	92.4		1:36.137	
6	30.503	103.4	40.474	91.2	26.889	91.3		1:37.866		13	30.341	102.8	41.792	90.3	27.053	90.2		1:39.186	
7	29.743	105.2	39.673	92.9	26.922	91.3		1:36.338		14									

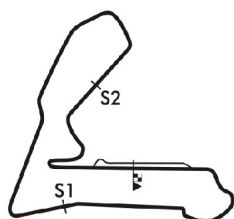
2 Barry Sewell (3B)									Lotus 41										
lap	Sect-1	Speed	Sect-2	Speed	Sect-3	Speed	TopSpeed	laptime	pit	lap	Sect-1	Speed	Sect-2	Speed	Sect-3	Speed	Topspeed	laptime	pit
1		98.3	42.928	89.4	27.489	88.9		1:53.862		8	30.786	103.6	40.692	93.7	26.855	89.2		1:38.333	
2	30.792	102.3	41.820	92.9	27.380	89.7		1:39.992		9	30.727	102.9	40.606	95.1	27.072	89.2		1:38.405	
3	31.264	96.4	42.237	92.3	27.807	86.9		1:41.308		10	30.298	103.7	40.917	90.9	28.133	90.9		1:39.348	
4	31.247	99.3	41.751	91.7	27.677	88.2		1:40.675		11	30.263	100.5	40.414	94.7	26.813	88.3		1:37.490	
5	30.972	102.5	41.349	93.6	27.293	88.8		1:39.614		12	30.292	102.9	40.155	93.1	27.189	89.4		1:37.636	
6	31.210	100.8	41.853	92.4	27.044	91.3		1:40.107		13	30.278	101.7	40.679	94.4	27.009	84.6		1:37.966	
7	31.351	102.9	41.101	94.1	26.994	89.2		1:39.446		14									

5 Jim Blockley (3B)									Chevron B17										
lap	Sect-1	Speed	Sect-2	Speed	Sect-3	Speed	TopSpeed	laptime	pit	lap	Sect-1	Speed	Sect-2	Speed	Sect-3	Speed	Topspeed	laptime	pit
1		95.6	43.057	87.5	28.620	75.8		1:54.185		2	34.982	92.7	48.910	81.8				1:52.236	

10 Paul Waine (3B)									De Sanctis F3 69										
lap	Sect-1	Speed	Sect-2	Speed	Sect-3	Speed	TopSpeed	laptime	pit	lap	Sect-1	Speed	Sect-2	Speed	Sect-3	Speed	Topspeed	laptime	pit
1		100.6	43.368	88.5	27.286	88.9		1:55.790		8	29.199	104.0	38.929	93.6	27.644	90.4		1:35.772	
2	30.772	102.6	41.106	91.8	27.541	89.8		1:39.419		9	29.414	103.6	39.044	90.3	26.535	89.2		1:34.993	
3	30.344	104.0	41.249	91.4	26.646	89.1		1:38.239		10	29.068	103.1	38.742	92.8	26.618	89.1		1:34.428	
4	29.574	103.4	39.378	93.3	27.149	90.4		1:36.101		11	29.262	102.1	38.877	93.1	26.915	89.1		1:35.054	
5	31.776	99.0	40.024	93.3	27.655	91.1		1:39.455		12	29.035	102.9	38.854	92.8	26.806	89.6		1:34.695	
6	30.649	102.0	40.903	93.1	27.751	90.0		1:39.303		13	29.054	103.4	39.210	93.9	26.914	90.9		1:35.178	
7	30.295	101.8	39.411	93.2	27.183	88.9		1:36.889		14									

12 Andy Jarvis (CRG)									Palliser WDB2										
lap	Sect-1	Speed	Sect-2	Speed	Sect-3	Speed	TopSpeed	laptime	pit	lap	Sect-1	Speed	Sect-2	Speed	Sect-3	Speed	Topspeed	laptime	pit
1		116.3	38.423	99.6	25.618	101.4		1:38.296		8	28.498	113.4	37.589	101.2	25.838	99.6		1:31.925	
2	27.596	118.4	37.956	100.0	25.762	100.3		1:31.314		9	27.865	115.9	37.528	101.2	25.982	98.3		1:31.375	
3	27.855	111.8	37.435	99.3	25.786	100.0		1:31.076		10	27.500	113.9	37.235	101.8	25.400	100.6		1:30.135	
4	27.930	113.2	37.592	100.9	25.802	99.9		1:31.324		11	27.716	114.9	37.113	102.3	25.523	99.3		1:30.352	
5	27.983	112.2	37.322	102.0	25.432	100.2		1:30.737		12	27.434	113.0	37.744	100.5	25.342	101.2		1:30.520	
6	28.464	112.2	37.868	98.1	25.405	100.3		1:31.737		13	28.042	115.7	37.130	101.5	25.805	100.3		1:30.977	
7	27.382	114.7	37.263	102.6	25.562	97.4		1:30.207		14	27.545	113.7	37.154	101.2	25.727	98.7		1:30.426	

14 Phil Nelson (CRF)									Hawke DL2B										
lap	Sect-1	Speed	Sect-2	Speed	Sect-3	Speed	TopSpeed	laptime	pit	lap	Sect-1	Speed	Sect-2	Speed	Sect-3	Speed	Topspeed	laptime	pit
1		96.8	41.751	90.8	26.983	88.0		1:49.802		8	31.227	99.0	41.306	89.5	26.887	87.0		1:39.420	
2	30.668	100.3	41.543	89.7	26.986	87.2		1:39.197		9	30.769	98.3	41.398	90.3	26.832	87.3		1:38.999	
3	31.170	98.1	40.156	90.8	26.794	88.1		1:38.120		10	31.357	97.8	41.966	88.2	31.327	86.8		1:44.650	
4	30.665	97.7	40.053	90.6	26.495	88.3		1:37.213		11	31.411	95.6	41.138	89.0	27.025	87.4		1:39.574	
5	31.071	100.3	43.241	82.7	27.395	88.2		1:41.707		12	32.372	95.3	41.882	90.1	27.120	87.3		1:41.374	
6	31.252	98.3	42.691	89.1	29.396	88.1		1:43.339		13	31.563	96.7	41.098	89.8	26.915	86.5		1:39.576	
7	31.711	98.5	40.970	90.3	26.948	87.2		1:39.629		14									



Session Start: 13:33:19 - Finish: 13:53:37

Weather/Track Conditions: Sun/Dry

Circuit: Croft

Track Length: 3.380 Km - 2.1002 miles

# "Croft Nostalgia Weekend" Historic Race Meeting - 6 - 7 Aug 2016

## HSCC Historic Formula 3 Supported by the Cubicle Centre & HSCC Classic Racing Cars

### Race 2 - Sector Analysis

15 Mark Goodyear (CRG)									Lotus 59								
lap	Sect-1	Speed	Sect-2	Speed	Sect-3	Speed	TopSpeed	laptime pit	lap	Sect-1	Speed	Sect-2	Speed	Sect-3	Speed	Topspeed	laptime pit
1		112.2	40.119	98.4	25.847	91.1		1:43.130	8	29.393	110.2	41.897	98.1	26.010	98.0		1:37.300
2	29.862	109.3	41.383	98.1	25.693	97.4		1:36.938	9	29.309	113.7	41.080	97.8	25.990	97.4		1:36.379
3	29.455	108.1	41.523	99.1	25.638	98.5		1:36.616	10	29.915	109.1	40.837	97.5	25.816	98.0		1:36.568
4	29.737	108.4	40.687	98.3	25.731	99.0		1:36.155	11	29.535	111.1	40.968	95.6	25.656	99.0		1:36.159
5	30.314	106.7	41.305	98.8	25.732	99.4		1:37.351	12	29.868	110.7	40.418	99.1	25.589	98.0		1:35.875
6	29.608	110.9	39.510	97.4	25.938	98.8		1:35.056	13	29.644	111.5	40.212	99.4	26.247	97.5		1:36.103
7	29.470	108.9	39.296	98.4	26.189	97.8		1:34.955	14								

16 Mark Linstone (3B)									Brabham BT21								
lap	Sect-1	Speed	Sect-2	Speed	Sect-3	Speed	TopSpeed	laptime pit	lap	Sect-1	Speed	Sect-2	Speed	Sect-3	Speed	Topspeed	laptime pit
1		104.7	40.296	92.9	27.318	90.4		1:49.185	4	29.948	104.2	40.563	81.1	27.090	88.9		1:37.601
2	30.266	101.2	40.164	92.8	26.659	90.9		1:37.089	5	30.635	104.4	40.917	89.4	27.017	87.2		1:38.569
3	30.274	102.6	40.214	91.6	27.278	90.6		1:37.766	6	30.444	98.8	40.157	89.6	29.389	52.1		1:39.990

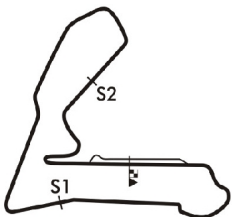
18 Brian Cullen (CRC)									Crossle 19F								
lap	Sect-1	Speed	Sect-2	Speed	Sect-3	Speed	TopSpeed	laptime pit	lap	Sect-1	Speed	Sect-2	Speed	Sect-3	Speed	Topspeed	laptime pit
1		114.7	39.141	101.4	24.939	103.9		1:39.536	8				99.4	24.954	102.5		1:32.312
2	28.224	113.9	37.834	102.9	25.479	101.8		1:31.537	9	27.881	113.9	38.918	100.9	25.710	95.1		1:32.509
3	28.809	113.9	38.098	103.6	24.711	103.7		1:31.618	10	28.679	114.1	38.530	101.5	25.584	101.4		1:32.793
4	28.335	116.3	37.433	102.0	24.949	104.7		1:30.717	11	28.475	110.4	39.209	101.1	25.283	103.7		1:32.967
5	28.205	114.9	37.797	102.3	25.228	103.2		1:31.230	12	30.563	112.2	38.346	103.6	25.244	102.6		1:34.153
6				102.6	25.415	103.7		1:31.036	13	28.782	114.9	39.006	99.1	25.216	99.6		1:33.004
7	28.113	115.9	38.701	102.8	25.418	99.7		1:32.232	14	28.593	114.1	38.688	99.9	25.910	96.8		1:33.191

22 Simon Armer (3B)									March 703								
lap	Sect-1	Speed	Sect-2	Speed	Sect-3	Speed	TopSpeed	laptime pit	lap	Sect-1	Speed	Sect-2	Speed	Sect-3	Speed	Topspeed	laptime pit
1		104.7	39.025	95.2	26.296	91.3		1:41.960	8	29.901	97.4	41.399	85.5	26.950	88.7		1:38.250
2	28.797	104.4	38.829	95.2	26.486	90.6		1:34.112	9	29.557	101.4	38.644	94.9	26.790	89.6		1:34.991
3	30.062	100.8	39.317	92.1	26.644	89.8		1:36.023	10	29.217	102.6	41.782	92.9	26.482	89.8		1:37.481
4	29.546	101.8	38.328	95.2	26.542	90.3		1:34.416	11	29.493	101.7	39.427	94.8	26.319	89.5		1:35.239
5	29.396	101.4	38.879	93.5	26.608	90.8		1:34.883	12	29.539	100.8	38.902	95.3	26.573	90.3		1:35.014
6	29.784	100.6	39.212	94.4	26.763	88.9		1:35.759	13	29.486	101.1	39.063	95.2	26.794	88.7		1:35.343
7	29.717	101.5	38.528	95.9	26.703	88.2		1:34.948	14								

24 Andrew Thorpe (CRG)									Brabham BT35								
lap	Sect-1	Speed	Sect-2	Speed	Sect-3	Speed	TopSpeed	laptime pit	lap	Sect-1	Speed	Sect-2	Speed	Sect-3	Speed	Topspeed	laptime pit
1		95.7	44.496	85.2	30.138	82.7		2:01.348	7	32.933	94.3	43.068	88.0	28.838	79.6		1:44.839
2	36.242	91.3	43.059	86.3	30.729	79.4		1:50.030	8	33.111	92.8	41.336	91.7	28.137	82.4		1:42.584
3	33.307	93.3	43.093	86.6	28.846	84.3		1:45.246	9	32.376	93.1	43.196	90.9	28.876	85.2		1:44.448
4	33.489	90.4	43.485	84.9	31.243	81.2		1:48.217	10	32.176	95.2	44.082	87.3	28.797	82.3		1:45.055
5	33.054	92.1	42.112	86.3	28.930	81.1		1:44.096	11	32.480	89.2	42.793	88.9	28.518	86.7		1:43.791
6	32.509	89.6	44.070	90.8	28.853	81.9		1:45.432	12	32.140	95.1	42.467	92.1	29.328	84.1		1:43.935

26 Steve Seaman (3B)									Brabham BT21								
lap	Sect-1	Speed	Sect-2	Speed	Sect-3	Speed	TopSpeed	laptime pit	lap	Sect-1	Speed	Sect-2	Speed	Sect-3	Speed	Topspeed	laptime pit
1		105.2	40.681	82.3	26.969	86.6		1:46.805	5	30.240	102.5	42.235	74.0	29.463	85.1		1:41.938
2	29.979	104.0	39.760	74.0	29.041	87.6		1:38.780	6	31.078	100.3	40.324	89.6	27.042	89.2		1:38.444
3	30.464	101.4	40.104	87.3	27.293	90.4		1:37.861	7	30.345	102.0	40.499	85.2	27.776	86.4		1:38.620
4	30.249	103.6	39.613	90.7	27.483	89.5		1:37.345	8	30.595	98.7	42.629	85.5	27.711	86.8		1:40.935

27 Peter Williams (3B)									Brabham BT15								
lap	Sect-1	Speed	Sect-2	Speed	Sect-3	Speed	TopSpeed	laptime pit	lap	Sect-1	Speed	Sect-2	Speed	Sect-3	Speed	Topspeed	laptime pit
1		81.8	53.841	73.7	31.707	79.1		2:17.437	6	45.506	80.7	57.599	73.2	31.866	78.2		2:14.971
2	37.590	89.8	51.836	77.5	32.997	73.4		2:02.423	7	40.977	81.3	53.366	73.2	31.112	78.2		2:05.455
3	40.148	85.9	53.769	73.3	32.060	79.9		2:05.977	8	40.638	87.7	56.795	74.6	31.957	71.9		2:09.390
4	39.739	81.5	53.297	69.7	34.000	78.9		2:07.036	9	39.926	83.1	52.114	76.6	31.045	75.0		2:03.085
5	41.945	81.3	53.260	74.2	32.572	73.4		2:07.777	10	37.506	85.5	54.651	75.7	35.488	61.7		2:07.645



Session Start: 13:33:19 - Finish: 13:53:37

Weather/Track Conditions: Sun/Dry

Circuit: Croft

Track Length: 3.380 Km - 2.1002 miles

# "Croft Nostalgia Weekend" Historic Race Meeting - 6 - 7 Aug 2016

## HSCC Historic Formula 3 Supported by the Cubicle Centre & HSCC Classic Racing Cars

### Race 2 - Sector Analysis

31 Robert Wainwright (CRC)									Crossle 18F								
lap	Sect-1	Speed	Sect-2	Speed	Sect-3	Speed	TopSpeed	laptime pit	lap	Sect-1	Speed	Sect-2	Speed	Sect-3	Speed	Topspeed	laptime pit
1				104.2	24.241	102.6		1:31.548	8	26.967	116.1	35.604	103.7	24.341	100.8		1:26.912
2	26.118	117.3	34.791	105.4	25.525	97.3		1:26.434	9	26.104	117.1	38.040	101.5	24.202	101.2		1:28.346
3	26.309	115.3	34.728	104.7	23.839	102.6		1:24.876	10	26.474	115.1	35.259	103.9	24.324	101.5		1:26.057
4	26.411	117.5	35.042	104.7	23.842	103.4		1:25.295	11	26.275	114.3	35.375	104.9	24.313	101.2		1:25.963
5	25.941	117.7	35.725	102.6	24.160	103.2		1:25.826	12	26.713	114.5	34.690	104.4	24.408	101.7		1:25.811
6	26.103	116.5	34.757	103.9	24.076	103.9		1:24.936	13	27.487	113.4	35.918	105.0	24.473	102.8		1:27.878
7	27.106	116.7	36.138	103.4	25.365	103.7		1:28.609	14	26.461	116.7	37.731	99.3	25.261	86.7		1:29.453

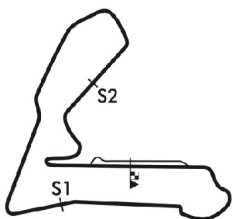
41 Peter Hamilton (CRF)									Alexis Mk15								
lap	Sect-1	Speed	Sect-2	Speed	Sect-3	Speed	TopSpeed	laptime pit	lap	Sect-1	Speed	Sect-2	Speed	Sect-3	Speed	Topspeed	laptime pit
1		101.5	40.849	92.9	26.974	89.0		1:47.489	7	32.596	78.9	48.577	84.1	29.287	80.7		1:50.460
2	30.368	102.5	40.285	91.1	27.851	81.3		1:38.504	8	33.562	93.7	55.585	77.9	29.919	83.5		1:59.066
3	30.958	103.4	40.712	92.3	27.199	88.3		1:38.869	9	33.440	87.5	48.967	80.5	29.976	82.5		1:52.383
4				90.1	27.440	88.1		1:38.721	10	35.056	75.4	53.357	60.6	31.312	77.0		1:59.725
5	31.059	89.5	44.163	83.2	27.966	88.7		1:43.188	11	36.729	62.3	51.534	67.1				1:58.236
6	32.027	90.6	44.669	87.3	27.943	87.2		1:44.639	12								

49 Thomas Smith (CRH)									Hesketh F3									
lap	Sect-1	Speed	Sect-2	Speed	Sect-3	Speed	TopSpeed	laptime pit	lap	Sect-1	Speed	Sect-2	Speed	Sect-3	Speed	Topspeed	laptime pit	
1								2:07.849	8									1:33.923
2			In		In			2:09.384 P	9									1:38.031
3								1:35.452	10									1:38.663
4								1:35.167	11									1:33.256
5								1:34.834	12									1:32.991
6								1:34.175	13									1:33.739
7								1:34.106	14									

51 Rob Thorpe (3B)									March 703								
lap	Sect-1	Speed	Sect-2	Speed	Sect-3	Speed	TopSpeed	laptime pit	lap	Sect-1	Speed	Sect-2	Speed	Sect-3	Speed	Topspeed	laptime pit
1		97.3	45.086	88.1	27.734	89.0		1:57.946	7	33.150	99.9	41.985	92.6	27.727	88.8		1:42.862
2	31.511	102.5	42.650	91.4	27.277	89.5		1:41.438	8	31.257	101.2	43.596	85.9	30.086	82.8		1:44.939
3	31.344	100.5	41.947	91.1	27.298	90.0		1:40.589	9	33.140	99.6	41.421	92.9	27.299	89.5		1:41.860
4	31.317	100.5	41.235	92.1	27.285	89.5		1:39.837	10	31.274	100.6	41.120	92.8	26.934	89.0		1:39.328
5	31.233	101.2	40.868	91.7	28.174	89.0		1:40.275	11	32.019	99.4	42.701	91.2	27.697	88.2		1:42.417
6	34.556	94.7	42.180	92.4	27.399	88.3		1:44.135	12	32.544	98.5	42.456	91.3	29.160	81.3		1:44.160

53 Mark Goldsmith (CRC)									Elfin 622								
lap	Sect-1	Speed	Sect-2	Speed	Sect-3	Speed	TopSpeed	laptime pit	lap	Sect-1	Speed	Sect-2	Speed	Sect-3	Speed	Topspeed	laptime pit
1		97.4	43.842	90.8	27.257	91.7		1:55.331	7	30.696	104.7	41.602	91.7	28.172	89.6		1:40.470
2	30.623	106.7	41.382	93.2	27.330	91.2		1:39.335	8	30.483	106.7	41.823	88.3	27.607	88.2		1:39.913
3	31.484	103.6	42.409	94.3	27.207	91.8		1:41.100	9	30.583	107.5	41.192	92.1	27.534	89.6		1:39.309
4	30.481	106.9	40.975	90.3	27.235	89.1		1:38.691	10	31.095	99.6	42.997	92.4	27.560	87.4		1:41.652
5	30.542	106.7	41.611	90.6	27.342	89.4		1:39.495	11	32.258	93.7	43.178	88.8	28.333	86.8		1:43.769
6	31.277	104.2	42.677	92.7	27.419	89.5		1:41.373	12	30.961	103.2	42.611	92.2	28.053	87.3		1:41.625

57 David Wild (CRC)									March 712								
lap	Sect-1	Speed	Sect-2	Speed	Sect-3	Speed	TopSpeed	laptime pit	lap	Sect-1	Speed	Sect-2	Speed	Sect-3	Speed	Topspeed	laptime pit
1		116.3	38.215	100.3	25.633	102.3		1:38.018	8	28.796	107.2	37.302	102.8	24.896	101.2		1:30.994
2	27.736	114.5	38.962	97.4	25.945	102.9		1:32.643	9	27.758	116.3	36.483	104.5	25.677	102.0		1:29.918
3	28.147	115.5	37.734	100.8	25.702	99.6		1:31.583	10	27.181	116.3	37.109	104.0	24.931	103.7		1:29.221
4	27.578	114.7	37.713	100.5	25.489	97.7		1:30.780	11	28.090	114.7	37.457	102.5	25.527	103.6		1:31.074
5	28.092	112.2	37.219	100.6	25.252	99.9		1:30.563	12	27.344	116.7	37.634	106.0	25.078	103.4		1:30.056
6	27.910	112.8	38.184	94.3	26.148	99.0		1:32.242	13	28.143	116.7	36.994	103.2	26.225	100.0		1:31.362
7	28.127	117.7	37.853	103.4	26.280	95.5		1:32.260	14	27.758	111.3	37.019	103.2	25.245	101.4		1:30.022



Session Start: 13:33:19 - Finish: 13:53:37

Weather/Track Conditions: Sun/Dry

Circuit: Croft

Track Length: 3.380 Km - 2.1002 miles

# "Croft Nostalgia Weekend" Historic Race Meeting - 6 - 7 Aug 2016

## HSCC Historic Formula 3 Supported by the Cubicle Centre & HSCC Classic Racing Cars

### Race 2 - Sector Analysis

62 Geoffrey O'nion (3B)									Tecno F3								
lap	Sect-1	Speed	Sect-2	Speed	Sect-3	Speed	TopSpeed	laptime pit	lap	Sect-1	Speed	Sect-2	Speed	Sect-3	Speed	Topspeed	laptime pit
1		96.4	43.637	85.1	28.818	87.2		2:12.923	7	33.678	96.6	42.312	88.7	27.913	87.6		1:43.903
2	32.207	98.3	43.629	86.0	29.020	87.7		1:44.856	8	31.819	97.7	42.343	89.7	27.751	87.5		1:41.913
3	32.239	97.4	42.781	88.1	28.228	87.7		1:43.248	9	31.634	98.1	42.175	88.1	29.729	88.1		1:43.538
4	31.777	119.6	42.035	89.8	27.907	87.5		1:41.719	10	31.837	97.4	42.172	90.7	27.760	87.8		1:41.769
5	32.117	96.7	42.759	88.8	28.477	87.0		1:43.353	11	31.579	97.4	41.709	89.6	27.439	88.5		1:40.727
6	32.241	98.5	43.761	88.5	28.659	87.5		1:44.661	12	31.423	98.1	42.426	90.2	28.346	86.1		1:42.195

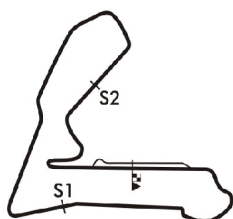
71 Chris Holland (3B)									Brabham BT21								
lap	Sect-1	Speed	Sect-2	Speed	Sect-3	Speed	TopSpeed	laptime pit	lap	Sect-1	Speed	Sect-2	Speed	Sect-3	Speed	Topspeed	laptime pit
1		105.0	40.699	94.0	27.081	90.0		1:48.725	8	30.886	100.5	40.480	94.3	27.818	88.1		1:39.184
2	31.300	102.8	41.153	94.9	28.062	90.0		1:40.515	9	30.527	102.6	41.172	92.4	27.143	88.3		1:38.842
3	32.161	99.3	41.121	93.9	27.516	89.8		1:40.798	10	31.148	100.8	40.477	94.5	26.895	88.2		1:38.520
4	30.777	100.2	40.807	93.2	27.348	88.9		1:38.932	11	30.698	98.4	41.878	93.5	28.097	85.2		1:40.673
5	31.157	103.1	40.890	94.9	27.592	90.1		1:39.639	12	30.615	101.1	41.154	93.5	26.838	87.0		1:38.607
6	30.869	101.5	40.833	94.9	27.458	88.8		1:39.160	13	30.982	99.3	40.905	95.2	26.857	87.0		1:38.744
7	30.988	99.6	40.366	93.3	27.493	87.7		1:38.847	14								

81 Julian Stokes (CRC)									Tecno F2								
lap	Sect-1	Speed	Sect-2	Speed	Sect-3	Speed	TopSpeed	laptime pit	lap	Sect-1	Speed	Sect-2	Speed	Sect-3	Speed	Topspeed	laptime pit
1		117.5	37.918	101.1	25.247	103.1		1:36.774	8	28.872	118.8	37.811	101.8	25.003	102.9		1:31.686
2	28.374	117.1	39.161	100.3	25.444	104.0		1:32.979	9	29.647	106.7	38.946	98.5	25.473	100.8		1:34.066
3	28.560	118.4	37.673	103.6	25.098	104.4		1:31.331	10	28.732	117.3	38.757	100.2	25.166	103.7		1:32.655
4	28.189	117.7	37.830	102.5	25.100	104.9		1:31.119	11	28.273	116.5	40.589	87.2	25.465	105.5		1:34.327
5	28.484	116.7	37.260	102.5	24.882	106.2		1:30.626	12	29.635	115.3	38.187	103.2	25.704	105.8		1:33.526
6	27.938	117.1	38.569	100.0	25.305	106.0		1:31.812	13	28.684	118.8	52.571	81.6	29.492	78.5		1:50.747
7	27.966	119.8	37.808	103.4	25.620	100.6		1:31.394	14								

82 Marcus Mussa (3B)									Tecno F3								
lap	Sect-1	Speed	Sect-2	Speed	Sect-3	Speed	TopSpeed	laptime pit	lap	Sect-1	Speed	Sect-2	Speed	Sect-3	Speed	Topspeed	laptime pit
1		102.6	39.464	92.1	27.345	89.0		1:45.041	8	29.753	104.7	40.555	94.5	27.365	89.6		1:37.673
2	30.064	102.6	39.670	92.1	27.552	88.9		1:37.286	9	29.664	104.2	39.320	94.8	26.975	89.1		1:35.959
3	30.085	101.8	39.510	95.2	27.405	88.9		1:37.000	10	30.072	102.8	39.436	95.5	29.182	88.9		1:38.690
4	31.062	102.9	39.378	94.8	27.005	89.5		1:37.445	11	30.182	103.4	39.606	93.9	27.854	88.1		1:37.642
5	29.923	104.5	40.816	91.4	27.319	90.0		1:38.058	12	30.137	102.9	39.751	94.1	27.373	89.4		1:37.261
6	30.040	105.2	40.225	94.0	27.458	90.4		1:37.723	13	30.766	100.3	40.177	93.2	27.696	89.4		1:38.639
7	29.596	106.5	39.211	95.3	27.353	90.4		1:36.160	14								

91 Jonathon Hughes (3B)									Merlyn Mk14A								
lap	Sect-1	Speed	Sect-2	Speed	Sect-3	Speed	TopSpeed	laptime pit	lap	Sect-1	Speed	Sect-2	Speed	Sect-3	Speed	Topspeed	laptime pit
1		106.0	38.920	93.7	26.226	90.4		1:41.216	5	28.945	103.2	39.533	89.7	26.185	88.8		1:34.663
2	28.688	105.5	38.025	95.1	25.907	91.6		1:32.620	6	29.193	102.1	38.309	92.9	26.182	87.4		1:33.684
3	29.143	102.8	38.048	94.5	25.896	90.8		1:33.087	7	28.928	102.3	38.261	93.3	25.914	87.2		1:33.103
4	28.704	103.9	38.058	93.7	25.650	90.3		1:32.412	8								

96 Keith Messer (3B)									Vesey Ford								
lap	Sect-1	Speed	Sect-2	Speed	Sect-3	Speed	TopSpeed	laptime pit	lap	Sect-1	Speed	Sect-2	Speed	Sect-3	Speed	Topspeed	laptime pit
1		100.8	42.865	88.3	27.650	89.6		1:54.186	8	30.669	100.9	40.607	90.7	27.520	87.2		1:38.796
2	30.776	103.4	40.588	91.4	27.223	89.0		1:38.587	9	30.629	98.8	39.894	91.7	26.965	88.7		1:37.488
3	30.851	99.7	40.216	91.7	26.856	89.7		1:37.923	10	30.516	100.6	39.783	90.9	26.799	87.7		1:37.098
4	30.697	100.8	40.399	93.9	27.371	90.1		1:38.467	11	30.995	93.3	40.251	90.8	26.811	88.5		1:38.057
5	30.800	99.7	40.299	90.1	27.233	90.7		1:38.332	12	32.361	99.1	40.507	90.4	27.333	85.3		1:40.201
6	30.850	102.9	40.613	90.8	26.994	87.7		1:38.457	13	30.723	97.4	41.021	91.7	27.227	83.2		1:38.971
7	31.058	99.6	40.353	91.1	28.279	88.7		1:39.690	14								



Session Start: 13:33:19 - Finish: 13:53:37

Weather/Track Conditions: Sun/Dry

Circuit: Croft

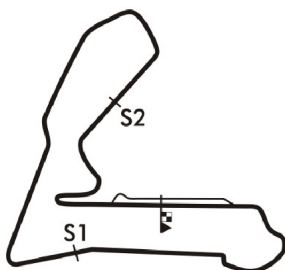
Track Length: 3.380 Km - 2.1002 miles

# "Croft Nostalgia Weekend" Historic Race Meeting - 6 - 7 Aug 2016

## HSCC Historic Formula 3 Supported by the Cubicle Centre & HSCC Classic Racing Cars

### Race 2 - Best Sector Times

POS	NO	DRIVER/S	Sector 1			Sector 2			Sector 3			IDEAL LAP	BEST LAP	On
			TIME	LAP	POS	TIME	LAP	POS	TIME	LAP	POS			
1	31	Robert Wainwright	25.941	5	1	34.690	12	1	23.839	3	1	1:24.470	<b>1:24.876</b>	<b>3</b>
2	12	Andy Jarvis	27.382	7	3	37.113	11	3	25.342	12	5	1:29.837	<b>1:30.135</b>	<b>10</b>
3	57	David Wild	27.181	10	2	36.483	9	2	24.896	8	4	1:28.560	<b>1:29.221</b>	<b>10</b>
4	18	Brian Cullen	27.881	9	4	37.433	4	5	24.711	3	2	1:30.025	<b>1:30.717</b>	<b>4</b>
5	81	Julian Stokes	27.938	6	5	37.260	5	4	24.882	5	3	1:30.080	<b>1:30.626</b>	<b>5</b>
6	22	Simon Armer	28.797	2	7	38.328	4	7	26.296	1	8	1:33.421	<b>1:34.112</b>	<b>2</b>
7	15	Mark Goodyear	29.309	9	9	39.296	7	11	25.589	12	6	1:34.194	<b>1:34.955</b>	<b>7</b>
8	1	Leif Bosson	29.692	11	11	39.223	3	10	26.427	4	9	1:35.342	<b>1:36.023</b>	<b>9</b>
9	82	Marcus Mussa	29.596	7	10	39.211	7	9	26.975	9	19	1:35.782	<b>1:35.959</b>	<b>9</b>
10	10	Paul Waine	29.035	12	8	38.742	10	8	26.535	9	11	1:34.312	<b>1:34.428</b>	<b>10</b>
11	96	Keith Messer	30.516	10	17	39.783	10	13	26.799	10	13	1:37.098	<b>1:37.098</b>	<b>10</b>
12	71	Chris Holland	30.527	9	18	40.366	7	18	26.838	12	15	1:37.731	<b>1:38.520</b>	<b>10</b>
13	2	Barry Sewell	30.263	11	14	40.155	12	15	26.813	11	14	1:37.231	<b>1:37.490</b>	<b>11</b>
14	14	Phil Nelson	30.665	4	19	40.053	4	14	26.495	4	10	1:37.213	<b>1:37.213</b>	<b>4</b>
15	49	Thomas Smith											<b>1:32.991</b>	<b>12</b>
16	53	Mark Goldsmith	30.481	4	16	40.975	4	20	27.207	3	20	1:38.663	<b>1:38.691</b>	<b>4</b>
17	51	Rob Thorpe	31.233	5	20	40.868	5	19	26.934	10	16	1:39.035	<b>1:39.328</b>	<b>10</b>
18	62	Geoffrey O'nion	31.423	12	21	41.709	11	22	27.439	11	21	1:40.571	<b>1:40.727</b>	<b>11</b>
19	24	Andrew Thorpe	32.140	12	22	41.336	8	21	28.137	8	22	1:41.613	<b>1:42.584</b>	<b>8</b>
20	41	Peter Hamilton	30.368	2	15	40.285	2	17	26.974	1	18	1:37.627	<b>1:38.504</b>	<b>2</b>
21	27	Peter Williams	37.506	10	24	51.836	2	24	31.045	9	24	2:00.387	<b>2:02.423</b>	<b>2</b>
22	26	Steve Seaman	29.979	2	13	39.613	4	12	26.969	1	17	1:36.561	<b>1:37.345</b>	<b>4</b>
23	91	Jonathon Hughes	28.688	2	6	38.025	2	6	25.650	4	7	1:32.363	<b>1:32.412</b>	<b>4</b>
24	16	Mark Linstone	29.948	4	12	40.157	6	16	26.659	2	12	1:36.764	<b>1:37.089</b>	<b>2</b>
25	5	Jim Blockley	34.982	2	23	43.057	1	23	28.620	1	23	1:46.659	<b>1:54.185</b>	<b>1</b>



Session Start: 13:33:19 - Finish: 13:53:37

Weather/Track Conditions: Sun/Dry

Circuit: Croft

Track Length: 3.380 Km - 2.1002 miles

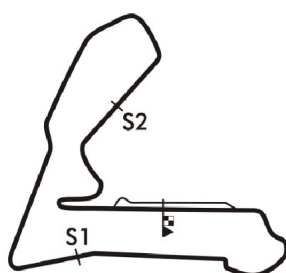


# "Croft Nostalgia Weekend" Historic Race Meeting - 6 - 7 Aug 2016

## HSCC Historic Formula 3 Supported by the Cubicle Centre & HSCC Classic Racing

### Race 2 - Best Sector Speeds

	NO	SECTOR 1	MPH	NO	SECTOR 2	MPH	NO	SECTOR 3	MPH
1	81	Julian Stokes	119.8	57	David Wild	106.0	81	Julian Stokes	106.2
2	62	Geoffrey O'nion	119.6	31	Robert Wainwright	105.4	18	Brian Cullen	104.7
3	12	Andy Jarvis	118.4	18	Brian Cullen	103.6	31	Robert Wainwright	103.9
4	31	Robert Wainwright	117.7	81	Julian Stokes	103.6	57	David Wild	103.7
5	57	David Wild	117.7	12	Andy Jarvis	102.6	12	Andy Jarvis	101.4
6	18	Brian Cullen	116.3	15	Mark Goodyear	99.4	15	Mark Goodyear	99.4
7	15	Mark Goodyear	113.7	22	Simon Armer	95.9	1	Leif Bosson	92.4
8	53	Mark Goldsmith	107.5	82	Marcus Mussa	95.5	53	Mark Goldsmith	91.8
9	82	Marcus Mussa	106.5	71	Chris Holland	95.2	91	Jonathon Hughes	91.6
10	91	Jonathon Hughes	106.0	2	Barry Sewell	95.1	2	Barry Sewell	91.3
11	1	Leif Bosson	105.5	91	Jonathon Hughes	95.1	22	Simon Armer	91.3
12	26	Steve Seaman	105.2	53	Mark Goldsmith	94.3	10	Paul Waine	91.1
13	71	Chris Holland	105.0	1	Leif Bosson	94.0	16	Mark Linstone	90.9
14	16	Mark Linstone	104.7	10	Paul Waine	93.9	96	Keith Messer	90.7
15	22	Simon Armer	104.7	96	Keith Messer	93.9	26	Steve Seaman	90.4
16	10	Paul Waine	104.0	16	Mark Linstone	92.9	82	Marcus Mussa	90.4
17	2	Barry Sewell	103.7	41	Peter Hamilton	92.9	71	Chris Holland	90.1
18	41	Peter Hamilton	103.4	51	Rob Thorpe	92.9	51	Rob Thorpe	90.0
19	96	Keith Messer	103.4	24	Andrew Thorpe	92.1	41	Peter Hamilton	89.0
20	51	Rob Thorpe	102.5	14	Phil Nelson	90.8	62	Geoffrey O'nion	88.5
21	14	Phil Nelson	100.3	26	Steve Seaman	90.7	14	Phil Nelson	88.3
22	24	Andrew Thorpe	95.7	62	Geoffrey O'nion	90.7	24	Andrew Thorpe	86.7
23	5	Jim Blockley	95.6	5	Jim Blockley	87.5	27	Peter Williams	79.9
24	27	Peter Williams	89.8	27	Peter Williams	77.5	5	Jim Blockley	75.8
25	49	Thomas Smith	0.0	49	Thomas Smith	0.0	49	Thomas Smith	0.0



**Session Start: 13:33:19 - Finish: 13:53:37**

**Weather/Track Conditions: Sun/Dry  
Circuit: Croft**

**Track Length: 3.380 Km - 2.1002 miles**



# "Croft Nostalgia Weekend" Historic Race Meeting - 6 - 7 Aug 2016

## HSCC Historic Formula 3 Supported by the Cubicle Centre & HSCC Classic Racing Cars

### Race 2 - Lap Chart

Lap 1			Lap 2			Lap 3			Lap 4			Lap 5			Lap 6		
NO	Behind	Laptime	NO	Behind	Laptime	NO	Behind	Laptime	NO	Behind	Laptime	NO	Behind	Laptime	NO	Behind	Laptime
31		1:31.548	31		1:26.434	31		1:24.876	31		1:25.295	31		1:25.826	31		1:24.936
81	5.226	1:36.774	12	11.628	1:31.314	12	17.828	1:31.076	49	1 LAP	1:35.452	62	1 LAP	1:41.719	51	1 LAP	1:40.275
57	6.470	1:38.018	81	11.771	1:32.979	81	18.226	1:31.331	12	23.857	1:31.324	24	1 LAP	1:48.217	49	1 LAP	1:34.834
12	6.748	1:38.296	57	12.679	1:32.643	57	19.386	1:31.583	81	24.050	1:31.119	49	1 LAP	1:35.167	62	1 LAP	1:43.353
18	7.988	1:39.536	18	13.091	1:31.537	18	19.833	1:31.618	57	24.871	1:30.780	12	28.768	1:30.737	24	1 LAP	1:44.096
91	9.668	1:41.216	91	15.854	1:32.620	91	24.065	1:33.087	18	25.255	1:30.717	81	28.850	1:30.626	12	35.569	1:31.737
22	10.412	1:41.960	22	18.090	1:34.112	22	29.237	1:36.023	91	31.182	1:32.412	57	29.608	1:30.563	81	35.726	1:31.812
15	11.582	1:43.130	15	22.086	1:36.938	15	33.826	1:36.616	27	1 LAP	2:05.977	18	30.659	1:31.230	18	36.759	1:31.036
82	13.493	1:45.041	82	24.345	1:37.286	1	36.392	1:36.304	22	38.358	1:34.416	91	40.019	1:34.663	57	36.914	1:32.242
1	14.259	1:45.807	1	24.964	1:37.139	82	36.469	1:37.000	15	44.686	1:36.155	22	47.415	1:34.883	91	48.767	1:33.684
26	15.257	1:46.805	26	27.603	1:38.780	26	40.588	1:37.861	1	47.698	1:36.601	15	56.211	1:37.351	22	58.238	1:35.759
41	15.941	1:47.489	41	28.011	1:38.504	16	41.182	1:37.766	82	48.619	1:37.445	1	1:00.012	1:38.140	15	1:06.331	1:35.056
71	17.177	1:48.725	16	28.292	1:37.089	41	42.004	1:38.869	26	52.638	1:37.345	82	1:00.851	1:38.058	1	1:12.942	1:37.866
16	17.637	1:49.185	14	31.017	1:39.197	14	44.261	1:38.120	16	53.488	1:37.601	16	1:06.231	1:38.569	82	1:13.638	1:37.723
14	18.254	1:49.802	71	31.258	1:40.515	71	47.180	1:40.798	41	55.430	1:38.721	26	1:08.750	1:41.938	16	1:21.285	1:39.990
2	22.314	1:53.862	96	34.791	1:38.587	96	47.838	1:37.923	14	56.179	1:37.213	14	1:12.060	1:41.707	26	1:22.258	1:38.444
5	22.637	1:54.185	2	35.872	1:39.992	10	50.590	1:38.239	71	1:00.817	1:38.932	41	1:12.792	1:43.188	96	1:27.037	1:38.457
96	22.638	1:54.186	53	36.684	1:39.335	2	52.304	1:41.308	96	1:01.010	1:38.467	96	1:13.516	1:38.332			
53	23.783	1:55.331	10	37.227	1:39.419	53	52.908	1:41.100	10	1:01.396	1:36.101	71	1:14.630	1:39.639			
10	24.242	1:55.790	51	41.402	1:41.438	51	57.115	1:40.589	53	1:06.304	1:38.691	10	1:15.025	1:39.455			
51	26.398	1:57.946	5	48.439	1:52.236	24	1:13.766	1:45.246	2	1:07.684	1:40.675	27	1 LAP	2:07.036			
24	29.800	2:01.348	24	53.396	1:50.030	62	1:18.169	1:43.248	51	1:11.657	1:39.837	53	1:19.973	1:39.495			
49	36.301	2:07.849	62	59.797	1:44.856							2	1:21.472	1:39.614			
62	41.375	2:12.923	49	1:19.251	2:09.384												
27	45.889	2:17.437	27	1:21.878	2:02.423												

**Session Start: 13:33:19 - Finish: 13:53:37**

**Weather/Track Conditions: Sun/Dry**

**Circuit: Croft**

**Track Length: 3.380 Km - 2.1002 miles**



# "Croft Nostalgia Weekend" Historic Race Meeting - 6 - 7 Aug 2016

## HSCC Historic Formula 3 Supported by the Cubicle Centre & HSCC Classic Racing Cars

### Race 2 - Lap Chart

Lap 7			Lap 8			Lap 9			Lap 10			Lap 11			Lap 12		
NO	Behind	Laptime	NO	Behind	Laptime	NO	Behind	Laptime	NO	Behind	Laptime	NO	Behind	Laptime	NO	Behind	Laptime
31		1:28.609	31		1:26.912	31		1:28.346	31		1:26.057	31		1:25.963	31		1:25.811
71	1 LAP	1:39.160	26	1 LAP	1:38.620	1	1 LAP	1:37.298	15	1 LAP	1:36.379	62	2 LAPS	1:43.538	22	1 LAP	1:35.239
10	1 LAP	1:39.303	10	1 LAP	1:36.889	82	1 LAP	1:37.673	1	1 LAP	1:36.023	22	1 LAP	1:37.481	62	2 LAPS	1:41.769
14	1 LAP	1:43.339	96	1 LAP	1:39.690	26	1 LAP	1:40.935	82	1 LAP	1:35.959	24	2 LAPS	1:44.448	15	1 LAP	1:36.159
41	1 LAP	1:44.639	71	1 LAP	1:38.847	10	1 LAP	1:35.772	10	1 LAP	1:34.993	15	1 LAP	1:36.568	24	2 LAPS	1:45.055
53	1 LAP	1:41.373	14	1 LAP	1:39.629	96	1 LAP	1:38.796	27	3 LAPS	2:05.455	1	1 LAP	1:36.602	41	2 LAPS	1:59.725
2	1 LAP	1:40.107	2	1 LAP	1:39.446	71	1 LAP	1:39.184	96	1 LAP	1:37.488	82	1 LAP	1:38.690	1	1 LAP	1:36.065
51	1 LAP	1:44.135	53	1 LAP	1:40.470	14	1 LAP	1:39.420	71	1 LAP	1:38.842	10	1 LAP	1:34.428	82	1 LAP	1:37.642
49	1 LAP	1:34.175	41	1 LAP	1:50.460	2	1 LAP	1:38.333	14	1 LAP	1:38.999	96	1 LAP	1:37.098	10	1 LAP	1:35.054
27	2 LAPS	2:07.777	51	1 LAP	1:42.862	53	1 LAP	1:39.913	2	1 LAP	1:38.405	71	1 LAP	1:38.520	96	1 LAP	1:38.057
12	37.167	1:30.207	49	1 LAP	1:34.106	49	1 LAP	1:33.923	53	1 LAP	1:39.309	12	53.676	1:30.352	12	58.385	1:30.520
81	38.511	1:31.394	12	42.180	1:31.925	12	45.209	1:31.375	12	49.287	1:30.135	57	54.494	1:31.074	57	58.739	1:30.056
18	40.382	1:32.232	81	43.285	1:31.686	57	46.219	1:29.918	57	49.383	1:29.221	2	1 LAP	1:39.348	71	1 LAP	1:40.673
57	40.565	1:32.260	57	44.647	1:30.994	81	49.005	1:34.066	49	1 LAP	1:38.031	14	1 LAP	1:44.650	2	1 LAP	1:37.490
62	1 LAP	1:44.661	18	45.782	1:32.312	51	1 LAP	1:44.939	81	55.603	1:32.655	53	1 LAP	1:41.652	14	1 LAP	1:39.574
24	1 LAP	1:45.432	62	1 LAP	1:43.903	18	49.945	1:32.509	18	56.681	1:32.793	18	1:03.685	1:32.967	81	1:11.682	1:33.526
91	53.261	1:33.103	24	1 LAP	1:44.839	41	1 LAP	1:59.066	51	1 LAP	1:41.860	81	1:03.967	1:34.327	18	1:12.027	1:34.153
22	1:04.577	1:34.948	22	1:15.915	1:38.250	62	1 LAP	1:41.913	41	1 LAP	1:52.383	49	1 LAP	1:38.663	49	1 LAP	1:33.256
15	1:12.677	1:34.955	27	2 LAPS	2:14.971	24	1 LAP	1:42.584	27	3 LAPS	2:09.390	53	1 LAP	1:43.769	53	1 LAP	1:43.769
1	1:20.671	1:36.338	15	1:23.065	1:37.300	22	1:22.560	1:34.991				51	1 LAP	1:39.328			
82	1:21.189	1:36.160															

Session Start: 13:33:19 - Finish: 13:53:37

Weather/Track Conditions: Sun/Dry

Circuit: Croft

Track Length: 3.380 Km - 2.1002 miles

# "Croft Nostalgia Weekend" Historic Race Meeting - 6 - 7 Aug 2016

## HSCC Historic Formula 3 Supported by the Cubicle Centre & HSCC Classic Racing Cars

### Race 2 - Lap Chart

Lap 13			Lap 14		
NO	Behind	Laptime	NO	Behind	Laptime
31		1:27.878	31		1:29.453
51	2 LAPS	1:42.417	53	2 LAPS	1:41.625
22	1 LAP	1:35.014	81	1 LAP	1:50.747
27	4 LAPS	2:03.085	51	2 LAPS	1:44.160
15	1 LAP	1:35.875	22	1 LAP	1:35.343
62	2 LAPS	1:40.727	15	1 LAP	1:36.103
1	1 LAP	1:36.137	62	2 LAPS	1:42.195
24	2 LAPS	1:43.791	1	1 LAP	1:39.186
82	1 LAP	1:37.261	82	1 LAP	1:38.639
10	1 LAP	1:34.695	10	1 LAP	1:35.178
12	1:01.484	1:30.977	24	2 LAPS	1:43.935
57	1:02.223	1:31.362	12	1:02.457	1:30.426
41	2 LAPS	1:58.236	57	1:02.792	1:30.022
96	1 LAP	1:40.201	27	4 LAPS	2:07.645
71	1 LAP	1:38.607	96	1 LAP	1:38.971
18	1:17.153	1:33.004	18	1:20.891	1:33.191
2	1 LAP	1:37.636	71	1 LAP	1:38.744
49	1 LAP	1:32.991	49	1 LAP	1:33.739
14	1 LAP	1:41.374	2	1 LAP	1:37.966
			14	1 LAP	1:39.576

Session Start: 13:33:19 - Finish: 13:53:37

Weather/Track Conditions: Sun/Dry

Circuit: Croft

Track Length: 3.380 Km - 2.1002 miles

# "Croft Nostalgia Weekend" Historic Race Meeting - 6 - 7 Aug 2016

## HSCC Historic Formula 3 Supported by the Cubicle Centre & HSCC Classic Racing Race 12 - Starting Grid

Sheet No:

Start Time : 12:00 - Heat Duration : 20 Minutes

11	21	<b>5</b> Jim Blockley	22	<b>27</b> Peter Williams
10	19	<b>62</b> Geoffrey O'nion	20	<b>24</b> Andrew Thorpe
9	17	<b>53</b> Mark Goldsmith	18	<b>51</b> Rob Thorpe
8	15	<b>41</b> Peter Hamilton	16	<b>71</b> Chris Holland
7	13	<b>26</b> Steve Seaman	14	<b>2</b> Barry Sewell
6	11	<b>1</b> Leif Bosson	12	<b>14</b> Phil Nelson
5	9	<b>15</b> Mark Goodyear	10	<b>82</b> Marcus Mussa
4	7	<b>22</b> Simon Armer	8	<b>10</b> Paul Waine
3	5	<b>18</b> Brian Cullen	6	<b>49</b> Thomas Smith
2	3	<b>12</b> Andy Jarvis	4	<b>81</b> Julian Stokes
1	1	<b>31</b> Robert Wainwright	2	<b>57</b> David Wild
ROW	<b>Pole Right</b>			

Cars 16, 91 & 96 withdrawn.

These results are provisional until the conclusion of any judicial and technical matters.

Circuit: Croft  
Track Length: 3.380 Km - 2.1002 miles

Clerk of the Course:	Timekeeper:	Issued at:
Julian Floyd	Nick Palmer	



# "Croft Nostalgia Weekend" Historic Race Meeting - 6 - 7 Aug 2016

**HSCC Historic Formula 3 Supported by the Cubicle Centre & HSCC Classic Racing Cars**

**Race 12 - Classification**

**Sheet No:**

POS	NO	DRIVER/S	CLASS	CLASS POS	CAR MAKE / MODEL	TIME	LAPS	GAP	DIFF	MPH	BEST	ON
1	31	Robert Wainwright	CRC	1	Crossle 18F	20:19.775	13	-- 13 laps		80.58	1:25.684	5
2	57	David Wild	CRC	2	March 712	21:24.200	13	1:04.425	1:04.425	76.53	1:30.030	2
3	81	Julian Stokes	CRC	3	Tecno F2	21:26.031	13	1:06.256	1.831	76.43	1:30.263	10
4	12	Andy Jarvis	CRG	1	Palliser WDB2	21:37.181	13	1:17.406	11.150	75.77	1:30.040	5
5	18	Brian Cullen	CRC	4	Crossle 19F	21:51.918	13	1:32.143	14.737	74.92	1:31.313	6
6	15	Mark Goodyear	CRG	2	Lotus 59	20:39.245	12	-- 12 laps	22.351	73.21	1:33.831	3
7	22	Simon Armer	3B	1	March 703	20:48.013	12	8.768	8.768	72.69	1:34.344	2
8	49	Thomas Smith	CRH	1	Hesketh F3	20:52.926	12	13.681	4.913	72.41	1:34.006	7
9	82	Marcus Mussa	3B	2	Tecno F3	21:07.038	12	27.793	14.112	71.61	1:35.125	2
10	1	Leif Bosson	3B	3	Brabham BT28	21:24.366	12	45.121	17.328	70.64	1:36.511	1
11	5	Jim Blockley	3B	4	Chevron B17	21:39.867	12	1:00.622	15.501	69.80	1:36.982	5
12	2	Barry Sewell	3B	5	Lotus 41	21:40.224	12	1:00.979	0.357	69.78	1:37.552	8
13	71	Chris Holland	3B	6	Brabham BT21	21:51.029	12	1:11.784	10.805	69.20	1:38.718	2
14	14	Phil Nelson	CRF	1	Hawke DL2B	21:51.531	12	1:12.286	0.502	69.18	1:38.274	7
15	53	Mark Goldsmith	CRC	5	Elfin 622	20:22.478	11	-- 11 laps	12.286	68.03	1:36.990	4
16	41	Peter Hamilton	CRF	2	Alexis Mk15	20:28.678	11	6.200	6.200	67.69	1:39.469	3
17	62	Geoffrey O'nion	3B	7	Tecno F3	20:48.162	11	25.684	19.484	66.63	1:40.991	9
18	51	Rob Thorpe	3B	8	March 703	21:00.676	11	38.198	12.514	65.97	1:40.140	9
19	24	Andrew Thorpe	CRG	3	Brabham BT35	21:18.162	11	55.684	17.486	65.06	1:42.763	10
20	27	Peter Williams	3B	9	Brabham BT15	20:44.330	9	-- 9 laps --	2:52.944	54.68	1:58.875	7

----- NOT CLASSIFIED -----

DNF 26 Steve Seaman                      3B                      Brabham BT21                      5:21.163                      1                      -- 1 laps --                      59.860                      23.54

----- FASTEST LAP SUMMARY -----

NO	DRIVER/S	CLASS	CAR MAKE / MODEL	FASTEST LAP	ON	MPH
31	Robert Wainwright	CRC	Crossle 18F	1:25.684	5	88.24
12	Andy Jarvis	CRG	Palliser WDB2	1:30.040	5	83.97
49	Thomas Smith	CRH	Hesketh F3	1:34.006	7	80.43
22	Simon Armer	3B	March 703	1:34.344	2	80.14
14	Phil Nelson	CRF	Hawke DL2B	1:38.274	7	76.94

Car 10 - Non starter.

Session Start: 12:06:57 - Finish: 12:27:17

Weather/Track Conditions: Sun/Dry

Circuit: Croft

Track Length: 3.380 Km - 2.1002 miles

These results are provisional until the conclusion of any judicial and technical matters.

Clerk of the Course:  <p style="text-align: right;">Julian Floyd</p>	Timekeeper:  <p style="text-align: right;">Nick Palmer</p>	Issued at:
--	--	------------



Printed : 07-08-2016 - 12:30

# "Croft Nostalgia Weekend" Historic Race Meeting - 6 - 7 Aug 2016

## HSCC Historic Formula 3 Supported by the Cubicle Centre & HSCC Classic Racing Cars

### Race 12 - Sector Analysis

1 Leif Bosson (3B)									Brabham BT28								
lap	Sect-1	Speed	Sect-2	Speed	Sect-3	Speed	TopSpeed	laptime pit	lap	Sect-1	Speed	Sect-2	Speed	Sect-3	Speed	Topspeed	laptime pit
1	29.750	104.0	40.260	92.7	26.501	91.3		1:36.511	7	30.327	101.1	41.191	89.1	27.446	90.0		1:38.964
2	29.843	102.9	40.395	92.4	26.548	91.9		1:36.786	8	30.557	102.9	40.856	92.3	27.134	90.1		1:38.547
3	30.605	102.3	40.410	91.1	26.409	91.8		1:37.424	9	30.406	102.8	42.312	90.6	26.900	89.8		1:39.618
4	30.493	103.1	40.650	93.2	26.163	92.2		1:37.306	10	30.792	101.7	40.718	92.7	26.976	90.8		1:38.486
5	30.075	103.4	40.033	91.6	26.734	91.3		1:36.842	11	30.962	100.8	40.782	91.2	27.073	89.7		1:38.817
6	30.285	103.7	40.803	89.7	26.978	91.6		1:38.066	12	30.791	102.5	42.481	89.8	27.402	89.8		1:40.674

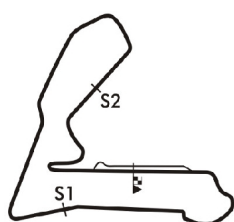
2 Barry Sewell (3B)									Lotus 41								
lap	Sect-1	Speed	Sect-2	Speed	Sect-3	Speed	TopSpeed	laptime pit	lap	Sect-1	Speed	Sect-2	Speed	Sect-3	Speed	Topspeed	laptime pit
1	30.966	98.8	41.364	93.2	27.741	89.0		1:40.071	7	30.477	101.1	40.851	94.4	27.036	89.7		1:38.364
2	30.992	101.2	41.533	91.9	27.138	90.0		1:39.663	8	30.331	103.7	40.056	94.0	27.165	89.6		1:37.552
3	30.457	101.8	41.644	92.1	27.199	89.7		1:39.300	9	31.059	99.7	40.614	91.2	26.882	90.2		1:38.555
4	30.565	102.0	40.991	94.0	27.479	91.2		1:39.035	10	30.693	100.3	40.469	93.7	28.069	88.3		1:39.231
5	30.724	101.5	40.671	94.5	27.044	89.7		1:38.439	11	30.567	100.2	40.278	94.1	28.066	89.1		1:38.911
6	31.537	100.2	40.869	94.0	26.804	90.1		1:39.210	12	31.849	98.1	41.029	93.6	26.892	90.7		1:39.770

5 Jim Blockley (3B)									Chevron B17								
lap	Sect-1	Speed	Sect-2	Speed	Sect-3	Speed	TopSpeed	laptime pit	lap	Sect-1	Speed	Sect-2	Speed	Sect-3	Speed	Topspeed	laptime pit
1	30.267	100.5	40.739	90.3	26.983	88.7		1:37.989	7	29.949	101.2	39.645	92.8	28.003	84.7		1:37.597
2	30.739	102.3	40.192	93.7	27.173	90.9		1:38.104	8	30.473	99.6	40.840	91.7	27.425	89.2		1:38.738
3	30.123	103.4	39.972	93.3	26.925	90.4		1:37.020	9	30.684	97.1	40.525	87.6	28.583	83.4		1:39.792
4	29.851	102.0	41.047	94.9	27.553	91.4		1:38.451	10	32.465	98.8	40.535	89.8	27.485	87.0		1:40.485
5	30.283	100.3	39.944	92.2	26.755	89.1		1:36.982	11	31.909	98.5	40.212	91.8	27.055	82.0		1:39.176
6	29.794	101.4	40.584	93.6	26.932	89.5		1:37.310	12	30.964	100.5	40.894	72.9	30.169	70.9		1:42.027

12 Andy Jarvis (CRG)									Palliser WDB2								
lap	Sect-1	Speed	Sect-2	Speed	Sect-3	Speed	TopSpeed	laptime pit	lap	Sect-1	Speed	Sect-2	Speed	Sect-3	Speed	Topspeed	laptime pit
1	27.748	114.5	38.347	98.1	26.506	99.6		1:32.601	8	27.746	114.3	37.055	102.3	26.189	100.9		1:30.990
2	28.122	114.1	37.287	96.0	25.431	100.9		1:30.840	9	27.979	114.5	38.134	99.4	27.772	96.3		1:33.885
3	27.409	115.1	37.350	103.1	25.742	100.9		1:30.501	10	28.347	112.6	37.318	99.4	26.829	101.2		1:32.494
4	27.393	115.1	37.088	102.6	26.112	100.2		1:30.593	11	28.466	109.3	38.279	99.6	26.636	100.2		1:33.381
5	27.684	113.4	36.805	101.1	25.551	101.8		1:30.040	12	28.228	108.8	38.040	101.7	28.349	91.6		1:34.617
6	27.988	114.3	37.063	103.1	26.665	101.1		1:31.716	13	29.317	111.7	37.808	98.3	28.796	84.6		1:35.921
7	27.639	113.0	38.215	71.3	26.291	100.9		1:32.145	14								

14 Phil Nelson (CRF)									Hawke DL2B								
lap	Sect-1	Speed	Sect-2	Speed	Sect-3	Speed	TopSpeed	laptime pit	lap	Sect-1	Speed	Sect-2	Speed	Sect-3	Speed	Topspeed	laptime pit
1	30.981	96.0	41.753	88.5	26.771	87.6		1:39.505	7	31.208	95.6	40.411	90.8	26.655	87.4		1:38.274
2	31.184	95.7	41.018	88.1	28.026	87.3		1:40.228	8	30.549	99.0	40.985	90.4	26.919	87.8		1:38.453
3	30.959	97.0	41.162	89.5	27.412	86.3		1:39.533	9	30.807	97.3	41.151	90.2	27.186	87.0		1:39.144
4	31.635	97.0	41.564	88.9	27.688	86.8		1:40.887	10	31.490	94.9	44.516	85.6	27.269	87.5		1:43.275
5	31.766	98.0	40.697	90.2	27.480	83.5		1:39.943	11	30.964	95.2	44.177	88.4	27.163	86.8		1:42.304
6	31.269	97.7	40.824	90.6	26.818	87.4		1:38.911	12	31.030	97.3	42.758	87.4	27.551	85.6		1:41.339

15 Mark Goodyear (CRG)									Lotus 59								
lap	Sect-1	Speed	Sect-2	Speed	Sect-3	Speed	TopSpeed	laptime pit	lap	Sect-1	Speed	Sect-2	Speed	Sect-3	Speed	Topspeed	laptime pit
1	29.531	110.6	39.204	99.6	25.595	99.1		1:34.330	7	29.116	112.0	39.280	99.1	25.894	99.0		1:34.290
2	29.350	110.4	39.251	99.7	25.433	98.0		1:34.034	8	29.147	112.6	38.842	101.4	26.295	97.7		1:34.284
3	29.335	110.9	38.942	98.7	25.554	100.2		1:33.831	9	29.473	110.6	38.763	99.9	25.938	98.8		1:34.174
4	29.732	110.4	38.881	100.5	25.639	98.7		1:34.252	10	29.561	110.4	39.178	91.6	26.763	98.1		1:35.502
5	29.298	112.4	39.103	98.7	26.013	99.4		1:34.414	11	28.869	111.1	39.885	100.0	26.540	96.8		1:35.294
6	29.009	113.2	39.371	98.0	26.058	98.1		1:34.438	12	29.468	111.1	40.343	96.8	26.619	98.8		1:36.430



Session Start: 12:06:57 - Finish: 12:27:17

Weather/Track Conditions: Sun/Dry

Circuit: Croft

Track Length: 3.380 Km - 2.1002 miles

# "Croft Nostalgia Weekend" Historic Race Meeting - 6 - 7 Aug 2016

## HSCC Historic Formula 3 Supported by the Cubicle Centre & HSCC Classic Racing Cars

### Race 12 - Sector Analysis

18 Brian Cullen (CRC)									Crossle 19F								
lap	Sect-1	Speed	Sect-2	Speed	Sect-3	Speed	TopSpeed	laptime pit	lap	Sect-1	Speed	Sect-2	Speed	Sect-3	Speed	Topspeed	laptime pit
1	28.782	112.6	38.932	100.2	25.762	102.1		1:33.476	8	28.554	110.7	38.002	102.1	25.517	97.3		1:32.073
2	28.489	112.6	38.478	101.4	25.569	100.3		1:32.536	9	28.944	109.7	39.588	98.4	25.543	97.1		1:34.075
3	28.659	112.6	39.404	98.7	24.800	100.5		1:32.863	10	28.775	110.0	37.894	100.3	25.941	99.1		1:32.610
4	28.511	111.8	38.919	102.0	25.410	98.3		1:32.840	11	28.593	110.0	40.401	97.1	25.526	100.5		1:34.520
5	28.409	113.9	37.920	101.7	25.036	102.0		1:31.365	12	29.444	110.7	38.429	98.5	25.820	99.3		1:33.693
6	28.501	113.0	37.457	101.8	25.355	98.1		1:31.313	13	28.902	108.6	39.063	95.5	27.059	101.2		1:35.024
7	28.627	111.8	39.587	96.4	26.071	97.3		1:34.285	14								

22 Simon Armer (3B)									March 703								
lap	Sect-1	Speed	Sect-2	Speed	Sect-3	Speed	TopSpeed	laptime pit	lap	Sect-1	Speed	Sect-2	Speed	Sect-3	Speed	Topspeed	laptime pit
1	29.212	100.8	38.851	94.9	26.537	90.4		1:34.600	7	29.438	101.4	38.796	95.1	26.529	89.2		1:34.763
2	29.183	100.9	38.680	94.4	26.481	90.9		1:34.344	8	29.452	100.5	39.694	94.7	26.971	89.0		1:36.117
3	29.594	99.9	38.437	94.5	26.548	91.2		1:34.579	9	29.442	101.4	39.340	94.8	28.125	89.7		1:36.907
4	29.158	101.2	38.756	93.9	26.548	89.5		1:34.462	10	29.535	99.7	38.922	93.5	26.888	90.1		1:35.345
5	29.456	101.4	38.946	95.3	26.435	90.8		1:34.837	11	29.623	100.2	38.769	94.3	27.019	89.7		1:35.411
6	29.218	101.5	39.001	93.6	26.491	89.5		1:34.710	12	29.466	101.1	39.358	94.4	27.803	91.1		1:36.627

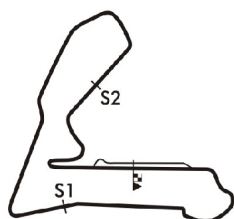
24 Andrew Thorpe (CRG)									Brabham BT35								
lap	Sect-1	Speed	Sect-2	Speed	Sect-3	Speed	TopSpeed	laptime pit	lap	Sect-1	Speed	Sect-2	Speed	Sect-3	Speed	Topspeed	laptime pit
1	32.999	92.7	43.102	89.5	28.773	87.5		1:44.874	7	33.476	94.3	42.763	90.6	29.261	87.6		1:45.500
2	32.915	93.5	42.184	91.1	28.539	87.7		1:43.638	8	32.857	91.4	43.985	89.4	28.733	86.3		1:45.575
3	32.690	94.8	42.763	91.4	29.112	87.2		1:44.565	9	33.658	94.4	42.771	88.8	29.623	87.2		1:46.052
4	34.030	93.5	42.973	90.3	28.229	86.8		1:45.232	10	32.573	94.1	42.171	90.6	28.019	85.9		1:42.763
5	32.576	94.8	42.352	90.6	29.573	86.5		1:44.501	11	32.829	94.7	42.669	89.7	28.515	84.8		1:44.013
6	32.813	94.0	47.053	81.7	29.468	85.4		1:49.334	12								

26 Steve Seaman (3B)									Brabham BT21								
lap	Sect-1	Speed	Sect-2	Speed	Sect-3	Speed	TopSpeed	laptime pit	lap	Sect-1	Speed	Sect-2	Speed	Sect-3	Speed	Topspeed	laptime pit
1	Out	94.8	45.596	84.9				1:50.806	2								

27 Peter Williams (3B)									Brabham BT15								
lap	Sect-1	Speed	Sect-2	Speed	Sect-3	Speed	TopSpeed	laptime pit	lap	Sect-1	Speed	Sect-2	Speed	Sect-3	Speed	Topspeed	laptime pit
1	40.977	83.2	52.727	76.3	31.295	77.2		2:04.999	6	38.364	88.3	51.187	75.3	31.961	77.3		2:01.512
2	39.773	87.5	55.380	75.6	31.857	79.0		2:07.010	7	37.086	87.2	50.840	77.8	30.949	77.0		1:58.875
3	39.597	83.2	51.986	74.7	32.784	76.8		2:04.367	8	40.257	81.1	53.578	77.8	30.605	77.5		2:04.440
4	38.273	87.5	51.492	76.3	31.289	77.6		2:01.054	9	41.089	86.3	51.338	73.9	30.939	78.6		2:03.366
5	37.970	84.1	52.497	73.3	31.936	77.6		2:02.403	10								

31 Robert Wainwright (CRC)									Crossle 18F								
lap	Sect-1	Speed	Sect-2	Speed	Sect-3	Speed	TopSpeed	laptime pit	lap	Sect-1	Speed	Sect-2	Speed	Sect-3	Speed	Topspeed	laptime pit
1	26.373	114.5	35.131	102.5	24.445	101.2		1:25.949	8	26.557	112.8	36.402	101.2	24.119	102.0		1:27.078
2	26.552	115.3	35.478	102.3	24.261	101.8		1:26.291	9	26.558	115.5	35.531	104.5	24.119	103.1		1:26.208
3	26.838	114.7	34.922	103.6	24.245	101.5		1:26.005	10	26.864	113.7	36.413	102.8	24.515	101.1		1:27.792
4	26.527	114.5	35.184	102.5	24.371	102.6		1:26.082	11	26.638	113.4	35.287	102.8	24.184	102.5		1:26.109
5	26.503	114.3	34.883	104.2	24.298	101.5		1:25.684	12	26.736	114.9	35.147	103.1	24.514	101.5		1:26.397
6	28.774	109.7	35.972	101.4	24.370	101.1		1:29.116	13	28.033	112.6	35.913	102.9	24.608	100.2		1:28.554
7	28.210	114.7	35.550	104.0	24.188	102.1		1:27.948	14								

41 Peter Hamilton (CRF)									Alexis Mk15								
lap	Sect-1	Speed	Sect-2	Speed	Sect-3	Speed	TopSpeed	laptime pit	lap	Sect-1	Speed	Sect-2	Speed	Sect-3	Speed	Topspeed	laptime pit
1	30.823	97.8	41.629	88.4	27.395	87.7		1:39.847	7	31.166	98.3	42.366	88.4	27.906	82.8		1:41.438
2	31.726	97.0	41.743	88.8	27.385	87.7		1:40.854	8	31.894	91.3	44.898	79.7	28.177	85.1		1:44.969
3	30.727	98.3	41.196	89.4	27.546	78.2		1:39.469	9	31.466	97.5	41.644	88.9	27.514	85.7		1:40.624
4	31.025	99.0	41.114	87.5	27.383	86.6		1:39.522	10	31.706	92.6	44.103	89.4	27.758	85.9		1:43.567
5	30.945	98.7	43.675	77.8	27.779	86.3		1:42.399	11	31.778	97.7	42.386	89.2	27.757	84.3		1:41.921
6	31.191	98.8	41.891	89.5	27.503	86.3		1:40.585	12								



Session Start: 12:06:57 - Finish: 12:27:17

Weather/Track Conditions: Sun/Dry

Circuit: Croft

Track Length: 3.380 Km - 2.1002 miles

# "Croft Nostalgia Weekend" Historic Race Meeting - 6 - 7 Aug 2016

HSCC Historic Formula 3 Supported by the Cubicle Centre & HSCC Classic Racing Cars

## Race 12 - Sector Analysis

49 Thomas Smith (CRH)									Hesketh F3								
lap	Sect-1	Speed	Sect-2	Speed	Sect-3	Speed	TopSpeed	laptime pit	lap	Sect-1	Speed	Sect-2	Speed	Sect-3	Speed	Topspeed	laptime pit
1	29.395	100.6	39.727	92.7	27.817	87.3		1:36.939	7	29.142	100.0	38.363	94.1	26.501	88.7		1:34.006
2	29.280	100.3	39.788	91.6	26.830	89.0		1:35.898	8	28.980	101.2	41.206	85.2	27.025	87.2		1:37.211
3	29.301	99.6	38.731	94.1	26.502	88.9		1:34.534	9	29.095	100.2	38.875	92.3	26.781	88.9		1:34.751
4	29.143	100.6	39.152	92.9	26.432	87.5		1:34.727	10	29.773	98.7	38.796	94.5	27.025	88.3		1:35.594
5	29.502	101.2	38.624	95.3	27.465	90.0		1:35.591	11	29.311	99.3	38.609	94.7	26.821	87.7		1:34.741
6	29.702	102.8	38.980	94.7	26.372	88.8		1:35.054	12	29.213	100.6	40.044	92.8	27.201	86.3		1:36.458

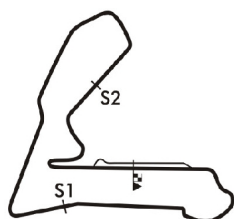
51 Rob Thorpe (3B)									March 703								
lap	Sect-1	Speed	Sect-2	Speed	Sect-3	Speed	TopSpeed	laptime pit	lap	Sect-1	Speed	Sect-2	Speed	Sect-3	Speed	Topspeed	laptime pit
1	31.845	99.7	44.017	92.1	28.263	88.5		1:44.125	7	31.242	99.7	41.699	92.4	27.227	89.6		1:40.168
2	32.271	101.4	42.560	86.4	28.542	89.0		1:43.373	8	31.357	99.1	43.305	86.1	27.942	89.4		1:42.604
3	31.796	98.3	42.909	93.2	28.439	89.2		1:43.144	9	31.307	98.7	41.290	93.5	27.543	88.7		1:40.140
4	31.945	90.7	42.184	92.4	27.722	89.8		1:41.851	10	31.327	94.0	44.489	87.6	28.934	88.9		1:44.750
5	31.843	95.1	42.592	91.2	28.454	89.1		1:42.889	11	33.750	77.1	51.000	78.5	31.983	66.3		1:56.733
6	32.011	99.7	41.613	91.4	27.938	90.0		1:41.562	12								

53 Mark Goldsmith (CRC)									Elfin 622								
lap	Sect-1	Speed	Sect-2	Speed	Sect-3	Speed	TopSpeed	laptime pit	lap	Sect-1	Speed	Sect-2	Speed	Sect-3	Speed	Topspeed	laptime pit
1	31.941	101.4	41.468	93.7	26.730	91.9		1:40.139	7	29.955	105.2	40.478	93.6	28.246	89.6		1:38.679
2	30.739	102.6	40.997	94.5	26.924	92.6		1:38.660	8	30.506	103.4	41.366	95.2	26.812	90.7		1:38.684
3	30.616	102.6	39.973	96.6	27.167	92.9		1:37.756	9	30.323	104.9	41.141	94.0	26.548	93.1		1:38.012
4	30.106	107.4	40.447	94.7	26.437	92.8		1:36.990	10	30.160	103.4	41.209	93.7	26.805	92.3		1:38.174
5	30.100	106.9	39.955	94.9	27.259	92.2		1:37.314	11	31.313	104.4	40.678	92.1	27.538	90.8		1:39.529
6	30.173	104.5	41.635	92.6	27.087	92.2		1:38.895	12								

57 David Wild (CRC)									March 712								
lap	Sect-1	Speed	Sect-2	Speed	Sect-3	Speed	TopSpeed	laptime pit	lap	Sect-1	Speed	Sect-2	Speed	Sect-3	Speed	Topspeed	laptime pit
1	27.950	115.3	37.794	100.2	26.554	101.5		1:32.298	8	27.559	115.5	37.367	101.4	25.851	98.1		1:30.777
2	27.706	115.1	36.532	101.1	25.792	99.1		1:30.030	9	27.779	116.9	37.643	98.1	26.644	98.0		1:32.066
3	27.340	115.7	37.667	102.1	26.635	96.4		1:31.642	10	28.235	114.9	36.398	102.1	25.704	97.3		1:30.337
4	27.627	113.9	37.156	103.4	25.803	102.3		1:30.586	11	27.833	115.1	37.411	100.9	25.901	98.0		1:31.145
5	27.740	114.9	36.797	105.8	25.582	101.4		1:30.119	12	27.619	116.9	36.653	101.5	26.584	96.7		1:30.856
6	27.898	114.7	37.189	102.6	26.759	102.9		1:31.846	13	28.911	114.1	37.327	101.1	25.791	95.6		1:32.029
7	28.193	114.1	38.482	98.8	25.858	101.8		1:32.533	14								

62 Geoffrey O'nion (3B)									Tecno F3								
lap	Sect-1	Speed	Sect-2	Speed	Sect-3	Speed	TopSpeed	laptime pit	lap	Sect-1	Speed	Sect-2	Speed	Sect-3	Speed	Topspeed	laptime pit
1	32.072	96.0	43.664	88.3	28.528	87.2		1:44.264	7	31.517	97.5	41.276	90.7	28.294	88.1		1:41.087
2	32.318	97.7	42.674	89.5	28.628	87.2		1:43.620	8	31.816	97.3	42.106	89.4	27.963	87.4		1:41.885
3	31.741	96.8	42.544	90.7	33.416	86.8		1:47.701	9	31.463	97.7	41.668	89.8	27.860	87.6		1:40.991
4	31.622	97.4	42.474	90.9	27.738	88.3		1:41.834	10	31.435	96.7	42.630	89.4	27.683	88.0		1:41.748
5	31.240	98.4	41.937	89.4	28.068	88.2		1:41.245	11	30.812	98.1	42.546	90.2	28.733	87.3		1:42.091
6	31.542	97.5	41.813	88.9	29.428	87.4		1:42.783	12								

71 Chris Holland (3B)									Brabham BT21								
lap	Sect-1	Speed	Sect-2	Speed	Sect-3	Speed	TopSpeed	laptime pit	lap	Sect-1	Speed	Sect-2	Speed	Sect-3	Speed	Topspeed	laptime pit
1	31.322	96.6	41.001	94.4	26.966	89.7		1:39.289	7	30.626	98.5	41.364	94.7	27.307	88.4		1:39.297
2	30.815	99.1	40.698	91.8	27.205	88.9		1:38.718	8	31.075	97.8	40.882	95.3	27.675	87.8		1:39.632
3	30.831	99.9	40.836	95.2	27.163	89.4		1:38.830	9	30.672	99.7	40.981	92.3	29.095	80.6		1:40.748
4	30.924	98.5	41.402	93.1	27.599	89.0		1:39.925	10	31.399	98.5	42.287	91.8	27.825	87.4		1:41.511
5	31.195	102.1	40.418	91.4	27.645	88.1		1:39.258	11	31.614	95.9	43.452	91.9	27.624	88.3		1:42.690
6	30.990	96.4	41.033	93.6	27.071	88.9		1:39.094	12	30.857	97.5	42.747	91.2	27.698	89.4		1:41.302



Session Start: 12:06:57 - Finish: 12:27:17

Weather/Track Conditions: Sun/Dry

Circuit: Croft

Track Length: 3.380 Km - 2.1002 miles

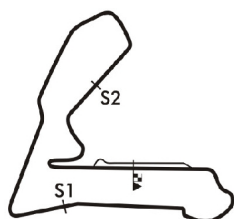
# "Croft Nostalgia Weekend" Historic Race Meeting - 6 - 7 Aug 2016

HSCC Historic Formula 3 Supported by the Cubicle Centre & HSCC Classic Racing Cars

## Race 12 - Sector Analysis

81 Julian Stokes (CRC)									Tecno F2								
lap	Sect-1	Speed	Sect-2	Speed	Sect-3	Speed	TopSpeed	laptime pit	lap	Sect-1	Speed	Sect-2	Speed	Sect-3	Speed	Topspeed	laptime pit
1	28.373	115.1	38.395	99.6	25.183	104.7		1:31.951	8	27.890	116.7	37.409	100.8	25.208	105.4		1:30.507
2	28.125	114.7	37.560	101.5	25.217	103.6		1:30.902	9	27.654	116.9	38.305	99.3	25.106	103.2		1:31.065
3	27.837	116.1	37.717	102.6	25.208	103.4		1:30.762	10	27.927	116.3	37.303	102.1	25.033	104.7		1:30.263
4	28.033	113.6	37.424	100.6	25.349	103.1		1:30.806	11	28.473	113.6	37.537	102.6	25.848	104.9		1:31.858
5	27.912	115.5	37.248	103.7	25.507	102.3		1:30.667	12	28.085	115.5	37.335	101.7	26.744	103.4		1:32.164
6	27.975	117.3	37.237	97.5	27.052	104.2		1:32.264	13	28.536	114.3	39.089	102.8	26.328	94.0		1:33.953
7	28.212	117.9	38.674	100.9	25.421	106.5		1:32.307	14								

82 Marcus Mussa (3B)									Tecno F3								
lap	Sect-1	Speed	Sect-2	Speed	Sect-3	Speed	TopSpeed	laptime pit	lap	Sect-1	Speed	Sect-2	Speed	Sect-3	Speed	Topspeed	laptime pit
1	29.364	103.1	39.368	93.3	26.531	89.8		1:35.263	7	29.822	101.2	39.255	94.4	27.052	88.9		1:36.129
2	29.532	102.0	38.968	94.8	26.625	89.6		1:35.125	8	30.297	99.6	39.910	93.9	27.354	88.8		1:37.561
3	29.740	101.2	39.113	93.1	26.731	88.7		1:35.584	9	29.872	101.5	39.856	92.6	27.363	88.2		1:37.091
4	30.493	102.3	39.409	93.6	26.726	89.0		1:36.628	10	30.527	99.7	39.847	92.7	27.648	88.1		1:38.022
5	29.742	101.4	39.196	92.9	27.380	89.4		1:36.318	11	30.427	100.6	39.509	93.7	27.520	88.3		1:37.456
6	29.784	102.0	40.172	94.7	26.860	89.0		1:36.816	12	30.207	100.9	40.613	91.1	28.296	86.5		1:39.116



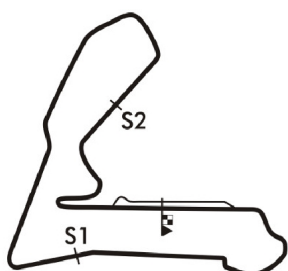


# "Croft Nostalgia Weekend" Historic Race Meeting - 6 - 7 Aug 2016

HSCC Historic Formula 3 Supported by the Cubicle Centre & HSCC Classic Racing Cars

## Race 12 - Best Sector Times

POS	NO	DRIVER/S	Sector 1			Sector 2			Sector 3			IDEAL LAP	BEST LAP	On
			TIME	LAP	POS	TIME	LAP	POS	TIME	LAP	POS			
1	31	Robert Wainwright	26.373	1	1	34.883	5	1	24.119	8	1	1:25.375	<b>1:25.684</b>	<b>5</b>
2	57	David Wild	27.340	3	2	36.398	10	2	25.582	5	6	1:29.320	<b>1:30.030</b>	<b>2</b>
3	81	Julian Stokes	27.654	9	4	37.237	6	4	25.033	10	3	1:29.924	<b>1:30.263</b>	<b>10</b>
4	12	Andy Jarvis	27.393	4	3	36.805	5	3	25.431	2	4	1:29.629	<b>1:30.040</b>	<b>5</b>
5	18	Brian Cullen	28.409	5	5	37.457	6	5	24.800	3	2	1:30.666	<b>1:31.313</b>	<b>6</b>
6	15	Mark Goodyear	28.869	11	6	38.763	9	8	25.433	2	5	1:33.065	<b>1:33.831</b>	<b>3</b>
7	22	Simon Armer	29.158	4	8	38.437	3	7	26.435	5	9	1:34.030	<b>1:34.344</b>	<b>2</b>
8	49	Thomas Smith	28.980	8	7	38.363	7	6	26.372	6	8	1:33.715	<b>1:34.006</b>	<b>7</b>
9	82	Marcus Mussa	29.364	1	9	38.968	2	9	26.531	1	11	1:34.863	<b>1:35.125</b>	<b>2</b>
10	1	Leif Bosson	29.750	1	10	40.033	5	12	26.163	4	7	1:35.946	<b>1:36.511</b>	<b>1</b>
11	5	Jim Blockley	29.794	6	11	39.645	7	10	26.755	5	13	1:36.194	<b>1:36.982</b>	<b>5</b>
12	2	Barry Sewell	30.331	8	13	40.056	8	13	26.804	6	14	1:37.191	<b>1:37.552</b>	<b>8</b>
13	71	Chris Holland	30.626	7	15	40.418	5	15	26.966	1	15	1:38.010	<b>1:38.718</b>	<b>2</b>
14	14	Phil Nelson	30.549	8	14	40.411	7	14	26.655	7	12	1:37.615	<b>1:38.274</b>	<b>7</b>
15	53	Mark Goldsmith	29.955	7	12	39.955	5	11	26.437	4	10	1:36.347	<b>1:36.990</b>	<b>4</b>
16	41	Peter Hamilton	30.727	3	16	41.114	4	16	27.383	4	17	1:39.224	<b>1:39.469</b>	<b>3</b>
17	62	Geoffrey O'nion	30.812	11	17	41.276	7	17	27.683	10	18	1:39.771	<b>1:40.991</b>	<b>9</b>
18	51	Rob Thorpe	31.242	7	18	41.290	9	18	27.227	7	16	1:39.759	<b>1:40.140</b>	<b>9</b>
19	24	Andrew Thorpe	32.573	10	19	42.171	10	19	28.019	10	19	1:42.763	<b>1:42.763</b>	<b>10</b>
20	27	Peter Williams	37.086	7	20	50.840	7	21	30.605	8	20	1:58.531	<b>1:58.875</b>	<b>7</b>
21	26	Steve Seaman				45.596	1	20						



Session Start: 12:06:57 - Finish: 12:27:17

Weather/Track Conditions: Sun/Dry

Circuit: Croft

Track Length: 3.380 Km - 2.1002 miles

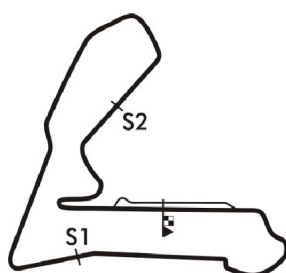


# "Croft Nostalgia Weekend" Historic Race Meeting - 6 - 7 Aug 2016

## HSCC Historic Formula 3 Supported by the Cubicle Centre & HSCC Classic Racing

### Race 12 - Best Sector Speeds

	NO	SECTOR 1	MPH	NO	SECTOR 2	MPH	NO	SECTOR 3	MPH
1	81	Julian Stokes	117.9	57	David Wild	105.8	81	Julian Stokes	106.5
2	57	David Wild	116.9	31	Robert Wainwright	104.5	31	Robert Wainwright	103.1
3	31	Robert Wainwright	115.5	81	Julian Stokes	103.7	57	David Wild	102.9
4	12	Andy Jarvis	115.1	12	Andy Jarvis	103.1	18	Brian Cullen	102.1
5	18	Brian Cullen	113.9	18	Brian Cullen	102.8	12	Andy Jarvis	101.8
6	15	Mark Goodyear	113.2	15	Mark Goodyear	101.4	15	Mark Goodyear	100.2
7	53	Mark Goldsmith	107.4	53	Mark Goldsmith	96.6	53	Mark Goldsmith	93.1
8	1	Leif Bosson	104.0	22	Simon Armer	95.3	1	Leif Bosson	92.2
9	2	Barry Sewell	103.7	49	Thomas Smith	95.3	5	Jim Blockley	91.4
10	5	Jim Blockley	103.4	71	Chris Holland	95.3	2	Barry Sewell	91.2
11	82	Marcus Mussa	103.1	5	Jim Blockley	94.9	22	Simon Armer	91.2
12	49	Thomas Smith	102.8	82	Marcus Mussa	94.8	82	Marcus Mussa	90.2
13	71	Chris Holland	102.1	2	Barry Sewell	94.5	49	Thomas Smith	90.0
14	22	Simon Armer	101.5	51	Rob Thorpe	93.5	51	Rob Thorpe	90.0
15	51	Rob Thorpe	101.4	1	Leif Bosson	93.2	71	Chris Holland	89.7
16	14	Phil Nelson	99.0	24	Andrew Thorpe	91.4	62	Geoffrey O'nion	88.3
17	41	Peter Hamilton	99.0	62	Geoffrey O'nion	90.9	14	Phil Nelson	87.8
18	62	Geoffrey O'nion	98.4	14	Phil Nelson	90.8	24	Andrew Thorpe	87.7
19	24	Andrew Thorpe	94.8	41	Peter Hamilton	89.5	41	Peter Hamilton	87.7
20	26	Steve Seaman	94.8	26	Steve Seaman	84.9	27	Peter Williams	79.9
21	27	Peter Williams	88.3	27	Peter Williams	77.8	26	Steve Seaman	63.1
22	10	Paul Waine	51.6	10	Paul Waine	52.5	10	Paul Waine	48.4



Session Start: 12:06:57 - Finish: 12:27:17

Weather/Track Conditions: Sun/Dry

Circuit: Croft

Track Length: 3.380 Km - 2.1002 miles



# "Croft Nostalgia Weekend" Historic Race Meeting - 6 - 7 Aug 2016

## HSCC Historic Formula 3 Supported by the Cubicle Centre & HSCC Classic Racing Cars

### Race 12 - Lap Chart

Lap 1			Lap 2			Lap 3			Lap 4			Lap 5			Lap 6		
NO	Behind	Laptime	NO	Behind	Laptime	NO	Behind	Laptime	NO	Behind	Laptime	NO	Behind	Laptime	NO	Behind	Laptime
31		1:25.949	31		1:26.291	31		1:26.005	31		1:26.082	31		1:25.684	31		1:29.116
81	12.002	1:31.951	81	16.613	1:30.902	81	21.370	1:30.762	24	1 LAP	1:44.565	51	1 LAP	1:41.851	14	1 LAP	1:39.943
12	13.547	1:32.601	57	17.462	1:30.030	12	22.592	1:30.501	53	1 LAP	1:37.756	53	1 LAP	1:36.990	41	1 LAP	1:42.399
57	13.723	1:32.298	12	18.096	1:30.840	57	23.099	1:31.642	81	26.094	1:30.806	62	1 LAP	1:41.834	53	1 LAP	1:37.314
18	18.210	1:33.476	18	24.455	1:32.536	18	31.313	1:32.863	12	27.103	1:30.593	24	1 LAP	1:45.232	27	2 LAPS	2:01.054
15	21.791	1:34.330	15	29.534	1:34.034	15	37.360	1:33.831	57	27.603	1:30.586	81	31.077	1:30.667	51	1 LAP	1:42.889
22	23.400	1:34.600	22	31.453	1:34.344	27	1 LAP	2:07.010	18	38.071	1:32.840	12	31.459	1:30.040	62	1 LAP	1:41.245
82	24.681	1:35.263	82	33.515	1:35.125	22	40.027	1:34.579	15	45.530	1:34.252	57	32.038	1:30.119	12	34.059	1:31.716
1	26.325	1:36.511	1	36.820	1:36.786	82	43.094	1:35.584	22	48.407	1:34.462	18	43.752	1:31.365	81	34.225	1:32.264
49	27.850	1:36.939	49	37.457	1:35.898	49	45.986	1:34.534	82	53.640	1:36.628	15	54.260	1:34.414	57	34.768	1:31.846
14	32.729	1:39.505	71	45.940	1:38.718	1	48.239	1:37.424	49	54.631	1:34.727	22	57.560	1:34.837	24	1 LAP	1:44.501
71	33.513	1:39.289	14	46.666	1:40.228	71	58.765	1:38.830	1	59.463	1:37.306	82	1:04.274	1:36.318	18	45.949	1:31.313
2	35.683	1:40.071	2	49.055	1:39.663	14	1:00.194	1:39.533	71	1:12.608	1:39.925	49	1:04.538	1:35.591	15	59.582	1:34.438
41	36.819	1:39.847	5	49.487	1:38.104	5	1:00.502	1:37.020	5	1:12.871	1:38.451	1	1:10.621	1:36.842	22	1:03.154	1:34.710
5	37.674	1:37.989	41	51.382	1:40.854	2	1:02.350	1:39.300	14	1:14.999	1:40.887	5	1:24.169	1:36.982	49	1:10.476	1:35.054
62	46.666	1:44.264	26	1 LAP	1:50.806	41	1:04.846	1:39.469	2	1:15.303	1:39.035	71	1:26.182	1:39.258	82	1:11.974	1:36.816
51	46.951	1:44.125	62	1:03.995	1:43.620	51	1:21.172	1:43.144	27	1 LAP	2:04.367	2	1:28.058	1:38.439	1	1:19.571	1:38.066
24	50.478	1:44.874	51	1:04.033	1:43.373	62	1:25.691	1:47.701	41	1:18.286	1:39.522						
53	1:03.274	1:40.139	24	1:07.825	1:43.638												
27	1:24.792	2:04.999	53	1:15.643	1:38.660												

**Session Start: 12:06:57 - Finish: 12:27:17**

**Weather/Track Conditions: Sun/Dry**

**Circuit: Croft**

**Track Length: 3.380 Km - 2.1002 miles**

# "Croft Nostalgia Weekend" Historic Race Meeting - 6 - 7 Aug 2016

## HSCC Historic Formula 3 Supported by the Cubicle Centre & HSCC Classic Racing Cars

### Race 12 - Lap Chart

Lap 7			Lap 8			Lap 9			Lap 10			Lap 11			Lap 12		
NO	Behind	Laptime	NO	Behind	Laptime	NO	Behind	Laptime	NO	Behind	Laptime	NO	Behind	Laptime	NO	Behind	Laptime
31		1:27.948	31		1:27.078	31		1:26.208	31		1:27.792	31		1:26.109	31		1:26.397
5	1 LAP	1:37.310	1	1 LAP	1:38.964	49	1 LAP	1:37.211	22	1 LAP	1:36.907	15	1 LAP	1:35.502	15	1 LAP	1:35.294
71	1 LAP	1:39.094	5	1 LAP	1:37.597	82	1 LAP	1:37.561	24	2 LAPS	1:45.575	22	1 LAP	1:35.345	51	2 LAPS	1:44.750
2	1 LAP	1:39.210	71	1 LAP	1:39.297	27	3 LAPS	2:01.512	49	1 LAP	1:34.751	49	1 LAP	1:35.594	62	2 LAPS	1:41.748
14	1 LAP	1:38.911	2	1 LAP	1:38.364	1	1 LAP	1:38.547	82	1 LAP	1:37.091	82	1 LAP	1:38.022	22	1 LAP	1:35.411
41	1 LAP	1:40.585	14	1 LAP	1:38.274	5	1 LAP	1:38.738	1	1 LAP	1:39.618	24	2 LAPS	1:46.052	49	1 LAP	1:34.741
53	1 LAP	1:38.895	41	1 LAP	1:41.438	2	1 LAP	1:37.552	27	3 LAPS	1:58.875	1	1 LAP	1:38.486	82	1 LAP	1:37.456
12	38.256	1:32.145	81	42.013	1:30.507	71	1 LAP	1:39.632	5	1 LAP	1:39.792	5	1 LAP	1:40.485	24	2 LAPS	1:42.763
81	38.584	1:32.307	12	42.168	1:30.990	14	1 LAP	1:38.453	2	1 LAP	1:38.555	81	55.090	1:31.858	1	1 LAP	1:38.817
51	1 LAP	1:41.562	57	43.052	1:30.777	81	46.870	1:31.065	14	1 LAP	1:39.144	57	56.491	1:31.145	81	1:00.857	1:32.164
57	39.353	1:32.533	53	1 LAP	1:38.679	57	48.910	1:32.066	71	1 LAP	1:40.748	2	1 LAP	1:39.231	57	1:00.950	1:30.856
62	1 LAP	1:42.783	51	1 LAP	1:40.168	12	49.845	1:33.885	81	49.341	1:30.263	12	1:01.819	1:33.381	5	1 LAP	1:39.176
18	52.286	1:34.285	62	1 LAP	1:41.087	41	1 LAP	1:44.969	57	51.455	1:30.337	71	1 LAP	1:41.511	2	1 LAP	1:38.911
24	1 LAP	1:49.334	18	57.281	1:32.073	53	1 LAP	1:38.684	12	54.547	1:32.494	14	1 LAP	1:43.275	12	1:10.039	1:34.617
27	2 LAPS	2:02.403	15	1:13.130	1:34.284	18	1:05.148	1:34.075	41	1 LAP	1:40.624	27	3 LAPS	2:04.440	71	1 LAP	1:42.690
15	1:05.924	1:34.290	24	1 LAP	1:45.500	51	1 LAP	1:42.604	53	1 LAP	1:38.012	53	1 LAP	1:38.174	14	1 LAP	1:42.304
22	1:09.969	1:34.763	22	1:19.008	1:36.117	62	1 LAP	1:41.885	18	1:09.966	1:32.610	18	1:18.377	1:34.520	18	1:25.673	1:33.693
49	1:16.534	1:34.006				15	1:21.096	1:34.174	51	1 LAP	1:40.140	41	1 LAP	1:43.567			
82	1:20.155	1:36.129							62	1 LAP	1:40.991						

**Session Start: 12:06:57 - Finish: 12:27:17**

**Weather/Track Conditions: Sun/Dry**

**Circuit: Croft**

**Track Length: 3.380 Km - 2.1002 miles**

# "Croft Nostalgia Weekend" Historic Race Meeting - 6 - 7 Aug 2016

## HSCC Historic Formula 3 Supported by the Cubicle Centre & HSCC Classic Racing Cars

### Race 12 - Lap Chart

Lap 13		
NO	Behind	Laptime
31		1:28.554
53	2 LAPS	1:39.529
41	2 LAPS	1:41.921
15	1 LAP	1:36.430
27	4 LAPS	2:03.366
22	1 LAP	1:36.627
62	2 LAPS	1:42.091
49	1 LAP	1:36.458
51	2 LAPS	1:56.733
82	1 LAP	1:39.116
24	2 LAPS	1:44.013
57	1:04.425	1:32.029
1	1 LAP	1:40.674
81	1:06.256	1:33.953
12	1:17.406	1:35.921
5	1 LAP	1:42.027
2	1 LAP	1:39.770
71	1 LAP	1:41.302
14	1 LAP	1:41.339
18	1:32.143	1:35.024

Session Start: 12:06:57 - Finish: 12:27:17

Weather/Track Conditions: Sun/Dry

Circuit: Croft

Track Length: 3.380 Km - 2.1002 miles