

## Silverstone Finals Historic Race Meeting - 15 - 16 Oct 2016

### HSCC Historic Formula 3 Supported by the Cubicle Centre & HSCC Classic Racing Qualifying for Race 4 - Classification

Sheet No:

POS	NO	DRIVER/S	CLASS	CLASS		CAR MAKE / MODEL	TIME	ON	LAPS	GAP	DIFF	MPH
				POS								
1	3	John Murphy	CRC	1		Crossle 22F	59.798	5	8			98.67
2	81	Julian Stokes	CRC	2		Tecno F2	1:00.834	5	14	1.036	1.036	96.99
3	12	Andy Jarvis	CRG	1		Palliser WDB2	1:01.519	12	14	1.721	0.685	95.91
4	6	Steve Worrard	CRC	3		Palliser Formula B	1:01.666	9	11	1.868	0.147	95.68
5	5	Mark Goodyear	CRG	2		Lotus 59	1:02.397	9	14	2.599	0.731	94.56
6	25	Andrew Hibberd	B	1		Brabham BT18	1:03.476	7	13	3.678	1.079	92.95
7	18	Tim Kuchel	CRG	3		Brabham BT16	1:04.833	12	13	5.035	1.357	91.01
8	82	Marcus Mussa	B	2		Tecno F3 69	1:06.526	7	13	6.728	1.693	88.69
9	1	Leif Bosson	B	3		Brabham BT28	1:06.812	9	13	7.014	0.286	88.31
10	96	Keith Messer	B	4		Vesey Ford	1:06.952	12	13	7.154	0.140	88.13
11	4	Mike Painter	CRG	4		Brabham BT16	1:07.062	10	13	7.264	0.110	87.98
12	30	Clas Muller	B	5		Brabham BT28	1:07.724	7	13	7.926	0.662	87.12
13	26	Steve Seaman	B	6		Brabham BT21	1:08.506	12	13	8.708	0.782	86.13
14	10	Paul Waine	B	7		De Sanctis F3 69	1:08.785	8	12	8.987	0.279	85.78
15	24	Andrew Thorpe	CRC	4		Lotus 69	1:08.984	12	12	9.186	0.199	85.53
16	56	John Counsell	B	8		Lotus 59	1:10.054	7	8	10.256	1.070	84.23
17	15	Ian Pearson	CRF	1		Lotus 61	1:12.663	2	4	12.865	2.609	81.20
18	34	Peter Finnigan	CRF	2		Merlyn Mk20A/11A	1:14.043	10	11	14.245	1.380	79.69
19	61	George Diffey	CRE	1		Lotus 20	1:14.639	9	11	14.841	0.596	79.05
20	17	Grant Saunders	B	9		March 703	1:15.138	3	3	15.340	0.499	78.53
21	45	Ronnie Haines	CRG	5		Cooper T82	1:15.603	9	11	15.805	0.465	78.04

Cars 15, 24, 56 require working transponders - Regulation Q.12.2.1 refers.

*Session Start: 10:10:21 - Finish: 10:25:23*

*Weather/Track Conditions: Cloud/Dry*

*Circuit: Silverstone National*

*Track Length: 2.638 Km - 1.6390 miles*

These results are provisional until the conclusion of any judicial and technical matters.

Clerk of the Course:

Timekeeper:

Issued at:

Julian Floyd

Nick Palmer



Printed : 15-10-2016 - 10:27

Full results available at [www.mstworld.com](http://www.mstworld.com). Email: [timing@mstworld.com](mailto:timing@mstworld.com)

# Silverstone Finals Historic Race Meeting - 15 - 16 Oct 2016

## HSCC Historic Formula 3 Supported by the Cubicle Centre & HSCC Classic Racing Cars Qualifying for Race 4 - Sector Analysis

1 Leif Bosson (B)					Brabham BT28								
lap	Sect-1	Speed	Sect-2	Speed	laptime	pit	lap	Sect-1	Speed	Sect-2	Speed	laptime	pit
1	44.317	109.5	28.697	102.9	1:13.014		8	40.826	113.0	27.166	106.8	1:07.992	
2	41.541	111.3	28.062	104.1	1:09.603		9	39.992	113.9	26.820	107.1	1:06.812	
3	41.440	111.5	27.931	103.7	1:09.371		10	39.924	114.3	27.744	105.1	1:07.668	
4	42.755	112.2	28.590	104.2	1:11.345		11	40.587	112.2	27.733	104.7	1:08.320	
5	40.724	114.1	27.603	105.1	1:08.327		12	40.292	114.3	27.109	105.4	1:07.401	
6	40.623	112.4	27.677	105.1	1:08.300		13	41.939	112.2	27.712	104.9	1:09.651	
7	40.634	113.2	27.528	103.1	1:08.162		14						

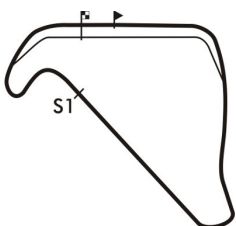
3 John Murphy (CRC)					Crossle 22F								
lap	Sect-1	Speed	Sect-2	Speed	laptime	pit	lap	Sect-1	Speed	Sect-2	Speed	laptime	pit
1	47.024	105.5	27.697	113.8	1:14.721		5	35.293	128.3	24.505	120.9	59.798	
2	38.736	124.3	25.562	117.9	1:04.298		6	36.133	120.1	28.708	110.9	1:04.841	
3	36.520	126.6	25.633	119.6	1:02.153		7	37.266	103.4	25.295	120.7	1:02.561	
4	37.122	125.7	24.560	120.5	1:01.682		8	40.307	93.1			1:17.185	

4 Mike Painter (CRG)					Brabham BT16								
lap	Sect-1	Speed	Sect-2	Speed	laptime	pit	lap	Sect-1	Speed	Sect-2	Speed	laptime	pit
1	48.932	98.4	30.813	102.0	1:19.745		8	42.281	118.1	28.465	108.7	1:10.746	
2	44.827	106.5	29.371	104.7	1:14.198		9	41.075	97.3	27.877	112.8	1:08.952	
3	42.930	102.3	28.848	109.2	1:11.778		10	39.548	121.1	27.514	111.1	1:07.062	
4	41.493	106.2	28.661	110.2	1:10.154		11	41.721	119.2	27.552	109.2	1:09.273	
5	41.357	100.3	31.667	100.9	1:13.024		12	40.165	113.4	27.556	110.9	1:07.721	
6	42.308	111.7	28.267	110.2	1:10.575		13	39.960	107.7	28.188	108.5	1:08.148	
7	41.308	115.1	27.758	113.6	1:09.066		14						

5 Mark Goodyear (CRG)					Lotus 59								
lap	Sect-1	Speed	Sect-2	Speed	laptime	pit	lap	Sect-1	Speed	Sect-2	Speed	laptime	pit
1	43.942	117.9	28.051	110.5	1:11.993		8	36.838	125.2	25.673	117.6	1:02.511	
2	40.305	123.8	26.442	117.9	1:06.747		9	36.272	125.7	26.125	116.6	1:02.397	
3	38.121	120.7	28.063	102.9	1:06.184		10	38.506	120.9	26.586	118.7	1:05.092	
4	40.237	125.4	26.305	116.4	1:06.542		11	36.896	125.4	25.731	118.3	1:02.627	
5	37.559	125.0	26.147	116.6	1:03.706		12	36.882	123.8	25.573	117.0	1:02.455	
6	37.274	125.2	25.566	117.2	1:02.840		13	36.456	126.1	25.957	116.0	1:02.413	
7	37.066	126.4	26.400	118.7	1:03.466		14	37.399	124.7	25.815	117.4	1:03.214	

6 Steve Worrada (CRC)					Palliser Formula B								
lap	Sect-1	Speed	Sect-2	Speed	laptime	pit	lap	Sect-1	Speed	Sect-2	Speed	laptime	pit
1	42.509	117.7	27.810	109.4	1:10.319		7	36.808	126.9	25.474	118.1	1:02.282	
2	38.232	124.7	26.945	116.2	1:05.177		8	36.766	128.3	25.226	116.2	1:01.992	
3	37.253	125.7	26.340	114.0	1:03.593		9	36.571	128.8	25.095	118.1	1:01.666	
4	37.525	120.1	26.710	115.8	1:04.235		10	38.479	127.6	25.246	118.3	1:03.725	
5	37.508	128.1	25.930	117.6	1:03.438		11	36.913	127.3			1:13.331	
6	37.077	129.3	25.510	119.1	1:02.587		12						

10 Paul Waine (B)					De Sanctis F3 69								
lap	Sect-1	Speed	Sect-2	Speed	laptime	pit	lap	Sect-1	Speed	Sect-2	Speed	laptime	pit
1	50.524	81.3	31.299	98.9	1:21.823		7	42.337	101.1	27.847	105.1	1:10.184	
2	45.199	97.1	30.476	102.3	1:15.675		8	40.772	91.7	28.013	105.2	1:08.785	
3	44.418	107.0	29.780	97.9	1:14.198		9	40.903	108.2	30.327	99.5	1:11.230	
4	46.300	108.2	28.476	103.4	1:14.776		10	41.637	112.4	40.019	99.0	1:21.656	
5	41.918	96.1	29.772	103.9	1:11.690		11	41.961	111.1	28.895	104.9	1:10.856	
6	40.936	110.0	27.880	104.6	1:08.816		12	40.505	111.7	29.136	104.2	1:09.641	



**Session Start: 10:10:21 - Finish: 10:25:23**  
**Weather/Track Conditions: Cloud/Dry**  
**Circuit: Silverstone National**  
**Track Length: 2.638 Km - 1.6390 miles**

# Silverstone Finals Historic Race Meeting - 15 - 16 Oct 2016

## HSCC Historic Formula 3 Supported by the Cubicle Centre & HSCC Classic Racing Cars Qualifying for Race 4 - Sector Analysis

12 Andy Jarvis (CRG)						Palliser WDB2									
lap	Sect-1	Speed	Sect-2	Speed		laptime	pit	lap	Sect-1	Speed	Sect-2	Speed		laptime	pit
1	40.227	123.8	27.144	114.6		1:07.371		8	42.111	110.0	25.895	117.2		1:08.006	
2	38.411	126.1	27.773	113.4		1:06.184		9	36.918	126.9	26.806	117.0		1:03.724	
3	37.718	123.8	26.600	115.8		1:04.318		10	36.813	127.8	26.519	115.0		1:03.332	
4	37.365	127.8	26.089	119.6		1:03.454		11	36.400	126.4	25.361	116.0		1:01.761	
5	37.235	129.3	25.525	115.8		1:02.760		12	36.457	127.1	25.062	118.1		1:01.519	
6	37.137	127.1	25.490	117.4		1:02.627		13	37.141	126.6	25.055	117.2		1:02.196	
7	36.627	127.3	25.633	118.3		1:02.260		14	36.469	126.9	25.301	116.8		1:01.770	

15 Ian Pearson (CRF)						Lotus 61									
lap	Sect-1	Speed	Sect-2	Speed		laptime	pit	lap	Sect-1	Speed	Sect-2	Speed		laptime	pit
1						1:14.040		3						5:31.208	
2						1:12.663		4						1:32.930	

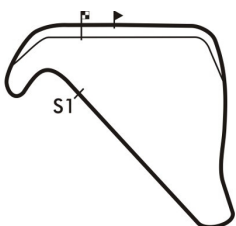
17 Grant Saunders (B)						March 703									
lap	Sect-1	Speed	Sect-2	Speed		laptime	pit	lap	Sect-1	Speed	Sect-2	Speed		laptime	pit
1	50.376	97.4	31.903	92.0		1:22.279		3	45.251	100.8	29.887	95.0		1:15.138	
2	48.744	98.4	30.562	94.1		1:19.306		4							

18 Tim Kuchel (CRG)						Brabham BT16									
lap	Sect-1	Speed	Sect-2	Speed		laptime	pit	lap	Sect-1	Speed	Sect-2	Speed		laptime	pit
1	52.762	85.9	30.218	102.8		1:22.980		8	39.302	124.3	27.356	115.0		1:06.658	
2	47.797	116.3	28.847	108.9		1:16.644		9	39.785	125.2	28.463	115.4		1:08.248	
3	41.395	109.7	28.476	103.1		1:09.871		10	39.242	126.9	26.669	118.3		1:05.911	
4	41.655	122.0	27.855	113.8		1:09.510		11	38.777	125.9	26.505	117.6		1:05.282	
5	41.454	84.2	32.102	110.3		1:13.556		12	38.522	126.1	26.311	119.4		1:04.833	
6	40.348	116.9	27.751	114.4		1:08.099		13	38.029	123.1	26.825	115.4		1:04.854	
7	40.486	112.6	28.066	114.0		1:08.552		14							

24 Andrew Thorpe (CRC)						Lotus 69									
lap	Sect-1	Speed	Sect-2	Speed		laptime	pit	lap	Sect-1	Speed	Sect-2	Speed		laptime	pit
1						1:21.252		7						1:11.255	
2						1:17.809		8						1:10.450	
3						1:14.457		9						1:09.413	
4						1:19.133		10						1:07.872	
5						1:16.664		11			In			1:08.484	P
6			In			1:13.118	P	12						1:08.984	

25 Andrew Hibberd (B)						Brabham BT18									
lap	Sect-1	Speed	Sect-2	Speed		laptime	pit	lap	Sect-1	Speed	Sect-2	Speed		laptime	pit
1	42.451	114.9	28.154	109.6		1:10.605		8	37.640	120.9	26.196	111.3		1:03.836	
2	40.134	118.6	26.603	111.8		1:06.737		9	37.745	120.9	25.871	111.7		1:03.616	
3	38.786	118.6	26.585	112.8		1:05.371		10	37.558	122.9	26.531	110.9		1:04.089	
4	38.993	120.7	27.095	111.1		1:06.088		11	37.715	119.6	25.891	111.3		1:03.606	
5	37.840	121.1	26.147	111.3		1:03.987		12	37.860	119.8	25.850	110.9		1:03.710	
6	38.012	120.7	26.075	111.3		1:04.087		13	38.830	110.7				1:11.163	
7	37.750	120.5	25.726	111.5		1:03.476		14							

26 Steve Seaman (B)						Brabham BT21									
lap	Sect-1	Speed	Sect-2	Speed		laptime	pit	lap	Sect-1	Speed	Sect-2	Speed		laptime	pit
1	46.356	98.4	30.286	104.4		1:16.642		8	40.660	113.9	28.491	106.2		1:09.151	
2	41.497	112.0	28.899	106.1		1:10.396		9	40.949	113.6	29.010	105.6		1:09.959	
3	42.436	112.2	28.504	106.6		1:10.940		10	40.721	113.9	27.867	106.4		1:08.588	
4	40.634	114.1	28.239	106.1		1:08.873		11	42.722	111.5	28.959	105.4		1:11.681	
5	42.492	97.8	31.783	99.0		1:14.275		12	40.628	114.3	27.878	106.8		1:08.506	
6	42.013	112.0	29.261	105.6		1:11.274		13	40.246	110.0	28.765	108.3		1:09.011	
7	41.619	113.4	28.750	105.2		1:10.369		14							



**Session Start: 10:10:21 - Finish: 10:25:23**  
**Weather/Track Conditions: Cloud/Dry**  
**Circuit: Silverstone National**  
**Track Length: 2.638 Km - 1.6390 miles**

# Silverstone Finals Historic Race Meeting - 15 - 16 Oct 2016

## HSCC Historic Formula 3 Supported by the Cubicle Centre & HSCC Classic Racing Cars Qualifying for Race 4 - Sector Analysis

30 Clas Muller (B)						Brabham BT28					
lap	Sect-1	Speed	Sect-2	Speed	laptime pit	lap	Sect-1	Speed	Sect-2	Speed	laptime pit
1	48.391	102.9	29.183	98.7	1:17.574	8	40.617	111.3	27.486	102.1	1:08.103
2	43.523	108.2	27.873	103.2	1:11.396	9	40.692	111.3	27.217	104.7	1:07.909
3	41.272	110.9	27.501	104.6	1:08.773	10	40.936	112.6	27.277	104.7	1:08.213
4	41.694	111.1	27.267	104.1	1:08.961	11	41.547	111.3	27.104	104.4	1:08.651
5	40.895	105.0	29.287	103.6	1:10.182	12	41.576	113.6	27.585	104.2	1:09.161
6	40.766	108.6	28.967	103.7	1:09.733	13	40.726	111.1	27.191	103.7	1:07.917
7	40.491	111.3	27.233	104.1	1:07.724	14					

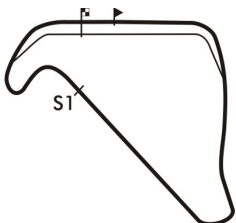
34 Peter Finnigan (CRF)						Merlyn Mk20A/11A					
lap	Sect-1	Speed	Sect-2	Speed	laptime pit	lap	Sect-1	Speed	Sect-2	Speed	laptime pit
1	55.645	87.4	37.198	88.3	1:32.843	7	44.119	106.4	30.358	103.7	1:14.477
2	49.149	101.5	34.878	89.0	1:24.027	8	44.507	105.0	31.732	99.6	1:16.239
3	51.233	96.8	32.716	97.3	1:23.949	9	43.290	111.8	31.064	101.6	1:14.354
4	45.309	100.5	32.078	97.6	1:17.387	10	43.088	107.0	30.955	101.5	1:14.043
5	45.776	108.8	30.977	102.0	1:16.753	11	43.469	96.6	31.153	100.9	1:14.622
6	43.848	107.5	30.930	102.6	1:14.778	12					

45 Ronnie Haines (CRG)						Cooper T82					
lap	Sect-1	Speed	Sect-2	Speed	laptime pit	lap	Sect-1	Speed	Sect-2	Speed	laptime pit
1	56.463	86.1	35.286	86.6	1:31.749	7	45.983	112.2	32.455	89.1	1:18.438
2	48.034	97.4	32.770	95.3	1:20.804	8	47.598	103.2	33.170	96.3	1:20.768
3	46.001	108.6	31.971	91.9	1:17.972	9	44.652	115.7	30.951	102.3	1:15.603
4	47.653	88.4	33.051	100.3	1:20.704	10	45.201	107.4	31.850	98.5	1:17.051
5	45.546	107.9	31.041	104.9	1:16.587	11	45.511	96.6	30.719	96.3	1:16.230
6	46.565	97.3	31.660	95.6	1:18.225	12					

56 John Counsell (B)						Lotus 59					
lap	Sect-1	Speed	Sect-2	Speed	laptime pit	lap	Sect-1	Speed	Sect-2	Speed	laptime pit
1	48.379	98.8	31.798	101.0	1:20.177	5					1:11.711
2	43.621	109.7	30.036	101.2	1:13.657	6					1:12.015
3	43.090	107.0	30.235		1:13.325	7					1:10.054
4					1:12.089	8					1:22.239

61 George Diffey (CRE)						Lotus 20					
lap	Sect-1	Speed	Sect-2	Speed	laptime pit	lap	Sect-1	Speed	Sect-2	Speed	laptime pit
1	55.287	86.9	36.407	84.9	1:31.694	7	46.593	105.4	32.107	101.8	1:18.700
2	49.969	94.3	32.347	97.7	1:22.316	8	43.813	104.0	32.579	100.4	1:16.392
3	47.727	97.4	35.935	82.6	1:23.662	9	44.588	110.0	30.051	100.7	1:14.639
4	50.354	78.1	36.460	84.4	1:26.814	10	44.326	98.0	30.477	100.3	1:14.803
5	46.909	97.8	33.178	101.2	1:20.087	11	49.252	84.0	31.907	100.9	1:21.159
6	47.927	90.0	34.010	96.6	1:21.937	12					

81 Julian Stokes (CRC)						Tecno F2					
lap	Sect-1	Speed	Sect-2	Speed	laptime pit	lap	Sect-1	Speed	Sect-2	Speed	laptime pit
1	45.313	104.4	26.813	114.8	1:12.126	8	37.303	121.4	25.281	125.5	1:02.584
2	38.176	129.8	25.999	122.5	1:04.175	9	36.558	121.1	26.766	120.0	1:03.324
3	36.719	124.0	26.956	121.8	1:03.675	10	36.239	132.1	24.754	125.0	1:00.993
4	37.686	132.1	25.025	125.5	1:02.711	11	35.999	130.8	24.839	126.2	1:00.838
5	35.362	134.5	25.472	125.5	1:00.834	12	37.045	129.6	25.342	124.1	1:02.387
6	35.619	126.1	27.513	115.8	1:03.132	13	36.713	130.1	24.655	125.3	1:01.368
7	37.204	112.4	25.925	125.7	1:03.129	14	35.726	129.3	25.296	125.5	1:01.022



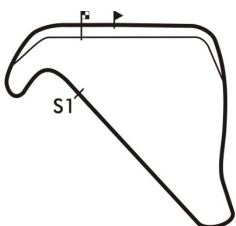
**Session Start: 10:10:21 - Finish: 10:25:23**  
**Weather/Track Conditions: Cloud/Dry**  
**Circuit: Silverstone National**  
**Track Length: 2.638 Km - 1.6390 miles**

# Silverstone Finals Historic Race Meeting - 15 - 16 Oct 2016

## HSCC Historic Formula 3 Supported by the Cubicle Centre & HSCC Classic Racing Cars Qualifying for Race 4 - Sector Analysis

82 Marcus Mussa (B)						Tecno F3 69									
lap	Sect-1	Speed	Sect-2	Speed		laptime	pit	lap	Sect-1	Speed	Sect-2	Speed		laptime	pit
1	45.319	108.4	29.434	102.8		1:14.753		8	39.774	111.8	27.303	104.2		1:07.077	
2	41.517	111.5	28.182	104.4		1:09.699		9	39.501	111.8	27.183	104.6		1:06.684	
3	41.113	111.8	27.959	104.7		1:09.072		10	39.216	113.6	27.449	104.7		1:06.665	
4	40.604	113.9	28.209	105.1		1:08.813		11	1:06.644	112.8	27.300	105.6		1:33.944	
5	39.927	112.6	27.830	105.1		1:07.757		12	39.542	113.6	27.417	105.1		1:06.959	
6	39.417	113.0	27.444	106.6		1:06.861		13	39.584	112.6	27.289	105.2		1:06.873	
7	39.144	115.5	27.382	104.6		1:06.526		14							

96 Keith Messer (B)						Vesey Ford									
lap	Sect-1	Speed	Sect-2	Speed		laptime	pit	lap	Sect-1	Speed	Sect-2	Speed		laptime	pit
1	44.101	110.2	28.511	103.7		1:12.612		8	40.364	113.2	27.763	104.4		1:08.127	
2	41.464	111.1	28.166	106.6		1:09.630		9	40.554	113.2	27.134	105.6		1:07.688	
3	42.006	112.0	27.869	104.4		1:09.875		10	39.936	111.1	27.362	105.1		1:07.298	
4	41.323	111.7	27.592	104.2		1:08.915		11	40.966	113.2	27.376	104.2		1:08.342	
5	40.722	112.2	29.260	105.7		1:09.982		12	39.659	113.9	27.293	105.2		1:06.952	
6	41.357	115.3	27.720	104.1		1:09.077		13	39.948	113.4	28.093	106.4		1:08.041	
7	41.230	113.0	27.576	104.7		1:08.806		14							

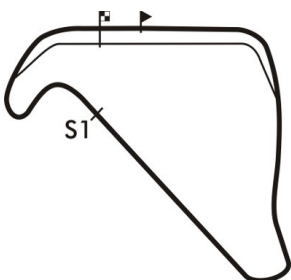


**Session Start: 10:10:21 - Finish: 10:25:23**  
**Weather/Track Conditions: Cloud/Dry**  
**Circuit: Silverstone National**  
**Track Length: 2.638 Km - 1.6390 miles**

# Silverstone Finals Historic Race Meeting - 15 - 16 Oct 2016

## HSCC Historic Formula 3 Supported by the Cubicle Centre & HSCC Classic Racing Cars Qualifying for Race 4 - Best Sector Times

SECTOR 1			SECTOR 2			IDEAL / BEST LAP COMPARISON						
NO	TIME	LAP	NO	TIME	LAP	NO	NAME	BEST	IN	IDEAL	DIFF	
1	3	35.293	5	3	24.505	5	3	Murphy	59.798	5	59.798	+0.000
2	81	35.362	5	81	24.655	13	81	Stokes	1:00.834	5	1:00.017	+0.817
3	5	36.272	9	12	25.055	13	12	Jarvis	1:01.519	12	1:01.455	+0.064
4	12	36.400	11	6	25.095	9	6	Worrad	1:01.666	9	1:01.666	+0.000
5	6	36.571	9	5	25.566	6	5	Goodyear	1:02.397	9	1:01.838	+0.559
6	25	37.558	10	25	25.726	7	25	Hibberd	1:03.476	7	1:03.284	+0.192
7	18	38.029	13	18	26.311	12	18	Kuchel	1:04.833	12	1:04.340	+0.493
8	82	39.144	7	1	26.820	9	82	Mussa	1:06.526	7	1:06.327	+0.199
9	4	39.548	10	30	27.104	11	1	Bosson	1:06.812	9	1:06.744	+0.068
10	96	39.659	12	96	27.134	9	96	Messer	1:06.952	12	1:06.793	+0.159
11	1	39.924	10	82	27.183	9	4	Painter	1:07.062	10	1:07.062	+0.000
12	26	40.246	13	4	27.514	10	30	Muller	1:07.724	7	1:07.595	+0.129
13	30	40.491	7	10	27.847	7	26	Seaman	1:08.506	12	1:08.113	+0.393
14	10	40.505	12	26	27.867	10	10	Waine	1:08.785	8	1:08.352	+0.433
15	34	43.088	10	17	29.887	3	24	Thorpe	1:08.984	12		+
16	56	43.090	3	56	30.036	2	56	Counsell	1:10.054	7	1:13.126	+3.072
17	61	43.813	8	61	30.051	9	15	Pearson	1:12.663	2		+
18	45	44.652	9	34	30.358	7	34	Finnigan	1:14.043	10	1:13.446	+0.597
19	17	45.251	3	45	30.719	11	61	Diffey	1:14.639	9	1:13.864	+0.775
20	15			15			17	Saunders	1:15.138	3	1:15.138	+0.000
21	24			24			45	Haines	1:15.603	9	1:15.371	+0.232



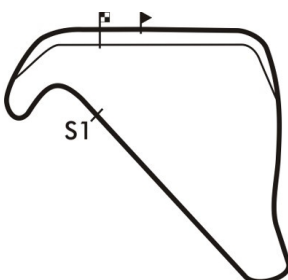
**Session Start: 10:10:21 - Finish: 10:25:23**  
**Weather/Track Conditions: Cloud/Dry**  
**Circuit: Silverstone National**  
**Track Length: 2.638 Km - 1.6390 miles**



# Silverstone Finals Historic Race Meeting - 15 - 16 Oct 2016

## HSCC Historic Formula 3 Supported by the Cubicle Centre & HSCC Classic Racing Qualifying for Race 4 - Best Sector Speeds

	NO	SECTOR 1	MPH		NO	SECTOR 2	MPH
1	81	Julian Stokes	134.5	81	Julian Stokes	126.2	
2	6	Steve Worrad	129.3	3	John Murphy	120.9	
3	12	Andy Jarvis	129.3	12	Andy Jarvis	119.6	
4	3	John Murphy	128.3	18	Tim Kuchel	119.4	
5	18	Tim Kuchel	126.9	6	Steve Worrad	119.1	
6	5	Mark Goodyear	126.4	5	Mark Goodyear	118.7	
7	25	Andrew Hbberd	122.9	4	Mike Painter	113.6	
8	4	Mike Painter	121.1	25	Andrew Hbberd	112.8	
9	45	Ronnie Haines	115.7	26	Steve Seaman	108.3	
10	82	Marcus Mussa	115.5	1	Leif Bosson	107.1	
11	96	Keith Messer	115.3	82	Marcus Mussa	106.6	
12	1	Leif Bosson	114.3	96	Keith Messer	106.6	
13	26	Steve Seaman	114.3	10	Paul Waine	105.2	
14	30	Clas Muller	113.6	45	Ronnie Haines	104.9	
15	10	Paul Waine	112.4	30	Clas Muller	104.7	
16	34	Peter Finnigan	111.8	34	Peter Finnigan	103.7	
17	61	George Dffey	110.0	61	George Dffey	101.8	
18	56	John Counsell	109.7	56	John Counsell	101.2	
19	17	Grant Saunders	100.8	17	Grant Saunders	95.0	
20	15	Ian Pearson	0.0	15	Ian Pearson	0.0	
21	24	Andrew Thorpe	0.0	24	Andrew Thorpe	0.0	



**Session Start: 10:10:21 - Finish: 10:25:23**  
**Weather/Track Conditions: Cloud/Dry**  
**Circuit: Silverstone National**  
**Track Length: 2.638 Km - 1.6390 miles**

# Silverstone Finals Historic Race Meeting - 15 - 16 Oct 2016

## HSCC Historic Formula 3 Supported by the Cubicle Centre & HSCC Classic Racing Race 4 - Starting Grid

Sheet No:

*Start Time : 14:10 - Heat Duration : 20 Minutes*

11				21 <b>45</b> Ronnie Haines
10	20	<b>17</b> Grant Saunders	19	<b>61</b> George Diffey
9	18	<b>34</b> Peter Finnigan	17	<b>15</b> Ian Pearson
8	16	<b>56</b> John Counsell	15	<b>24</b> Andrew Thorpe
7	14	<b>10</b> Paul Waine	13	<b>26</b> Steve Seaman
6	12	<b>30</b> Clas Muller	11	<b>4</b> Mike Painter
5	10	<b>96</b> Keith Messer	9	<b>1</b> Leif Bosson
4	8	<b>82</b> Marcus Mussa	7	<b>18</b> Tim Kuchel
3	6	<b>25</b> Andrew Hibberd	5	<b>5</b> Mark Goodyear
2	4	<b>6</b> Steve Worrad	3	<b>12</b> Andy Jarvis
1	2	<b>81</b> Julian Stokes	1	<b>3</b> John Murphy
ROW	Pole Left			

<b>These results are provisional until the conclusion of any judicial and technical matters.</b>		<i>Circuit: Silverstone National Track Length: 2.638 Km - 1.6390 miles</i>
Clerk of the Course:  <div style="text-align: right;">Julian Floyd</div>	Timekeeper:  <div style="text-align: right;">Nick Palmer</div>	Issued at:



# Silverstone Finals Historic Race Meeting - 15 - 16 Oct 2016

**HSCC Historic Formula 3 Supported by the Cubicle Centre & HSCC Classic Racing Cars**

**Race 4 - Classification**

**Sheet No:**

POS	NO	DRIVER/S	CLASS	CLASS POS	CAR MAKE / MODEL	TIME	LAPS	GAP	DIFF	MPH	BEST	ON
1	3	John Murphy	CRC	1	Crossle 22F	20:25.829	20	-- 20 laps		96.26	59.469	19
2	81	Julian Stokes	CRC	2	Tecno F2	20:32.156	20	6.327	6.327	95.77	59.837	17
3	5	Mark Goodyear	CRG	1	Lotus 59	20:51.733	20	25.904	19.577	94.27	1:01.593	11
4	12	Andy Jarvis	CRG	2	Palliser WDB2	20:54.607	20	28.778	2.874	94.06	1:01.894	14
5	6	Steve Worrad	CRC	3	Palliser Formula B	21:02.506	20	36.677	7.899	93.47	1:01.906	11
6	25	Andrew Hibberd	B	1	Brabham BT18	21:26.687	20	1:00.858	24.181	91.71	1:03.602	20
7	18	Tim Kuchel	CRG	3	Brabham BT16	20:43.276	19	-- 19 laps	20.191	90.17	1:04.007	16
8	24	Andrew Thorpe	CRC	4	Lotus 69	21:08.582	19	25.306	25.306	88.37	1:04.426	18
9	82	Marcus Mussa	B	2	Tecno F3 69	21:17.599	19	34.323	9.017	87.74	1:06.109	15
10	96	Keith Messer	B	3	Vesey Ford	21:20.090	19	36.814	2.491	87.58	1:05.807	16
11	4	Mike Painter	CRG	4	Brabham BT16	21:26.369	19	43.093	6.279	87.15	1:06.331	19
12	30	Clas Muller	B	4	Brabham BT28	21:30.128	19	46.852	3.759	86.89	1:06.343	19
13	10	Paul Waine	B	5	De Sanctis F3 69	21:07.985	18	-- 18 laps	44.200	83.75	1:07.092	15
14	34	Peter Finnigan	CRF	1	Merlyn Mk20A/11A	21:10.803	18	2.818	2.818	83.57	1:08.808	15
15	56	John Counsell	B	6	Lotus 59	21:37.769	18	29.784	26.966	81.83	1:08.149	18
16	45	Ronnie Haines	CRG	5	Cooper T82	20:44.345	17	-- 17 laps	14.725	80.60	1:11.254	5
17	15	Ian Pearson	CRF	2	Lotus 61	21:41.325	17	56.980	56.980	77.07	1:09.121	17
18	61	George Diffey	CRE	1	Lotus 20	21:03.234	16	-- 16 laps	31.030	74.73	1:12.296	14

----- NOT CLASSIFIED -----

DNF 26	Steve Seaman	B	Brabham BT21	3:28.348	3	-- 3 laps --		84.95	1:06.926	2
DNF 1	Leif Bosson	B	Brabham BT28	3:29.377	3	1.029	1.029	84.54	1:07.442	2

----- FASTEST LAP SUMMARY -----

NO	DRIVER/S	CLASS	CAR MAKE / MODEL	FASTEST LAP	ON	MPH
3	John Murphy	CRC	Crossle 22F	59.469	19	99.22
5	Mark Goodyear	CRG	Lotus 59	1:01.593	11	95.80
25	Andrew Hibberd	B	Brabham BT18	1:03.602	20	92.77
34	Peter Finnigan	CRF	Merlyn Mk20A/11A	1:08.808	15	85.75
61	George Diffey	CRE	Lotus 20	1:12.296	14	81.61

Cars 15 & 56 - 30 second penalty, no working transponders - Regulation Q12.2.1 refers.

Session Start: 14:09:51 - Finish: 14:30:16

Weather/Track Conditions: Sun/Dry

Circuit: Silverstone National

Track Length: 2.638 Km - 1.6390 miles

These results are provisional until the conclusion of any judicial and technical matters.

Clerk of the Course:	Timekeeper:	Issued at:
Julian Floyd	Nick Palmer	

# Silverstone Finals Historic Race Meeting - 15 - 16 Oct 2016

## HSCC Historic Formula 3 Supported by the Cubicle Centre & HSCC Classic Racing Cars

### Race 4 - Sector Analysis

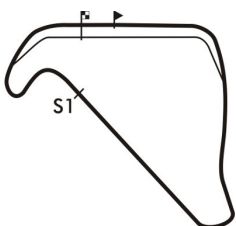
1 Leif Bosson (B)						Brabham BT28									
lap	Sect-1	Speed	Sect-2	Speed		laptime	pit	lap	Sect-1	Speed	Sect-2	Speed		laptime	pit
1		113.0	27.559	107.5		1:13.710		3	40.145	111.7	28.080	108.5		1:08.225	
2	40.154	112.8	27.288	106.6		1:07.442		4							

3 John Murphy (CRC)						Crossle 22F									
lap	Sect-1	Speed	Sect-2	Speed		laptime	pit	lap	Sect-1	Speed	Sect-2	Speed		laptime	pit
1		124.7	25.183	116.6		1:04.623		11	36.147	125.4	25.005	117.4		1:01.152	
2	37.013	123.6	25.246	114.0		1:02.259		12	36.998	126.4	25.594	115.6		1:02.592	
3	36.323	124.7	24.944	113.8		1:01.267		13	36.187	125.2	25.036	114.2		1:01.223	
4	36.603	125.4	24.915	115.0		1:01.518		14	36.099	124.5	24.887	116.2		1:00.986	
5	36.714	124.0	25.170	115.4		1:01.884		15	36.106	125.7	24.765	116.2		1:00.871	
6	37.492	124.3	25.792	114.2		1:03.284		16	36.251	124.3	24.396	118.3		1:00.647	
7	36.505	124.5	24.977	114.4		1:01.482		17	35.296	127.1	24.215	120.7		59.511	
8	36.466	124.5	24.899	116.8		1:01.365		18	35.363	126.4	24.118	120.7		59.481	
9	35.819	125.2	24.886	113.6		1:00.705		19	35.157	126.4	24.312	119.1		59.469	
10	37.117	122.5	24.823	116.8		1:01.940		20	35.376	126.1	24.194	118.3		59.570	

4 Mike Painter (CRG)						Brabham BT16									
lap	Sect-1	Speed	Sect-2	Speed		laptime	pit	lap	Sect-1	Speed	Sect-2	Speed		laptime	pit
1		124.0	27.467	112.8		1:11.256		11	40.322	115.5	27.229	111.1		1:07.551	
2	40.313	109.1	27.927	110.2		1:08.240		12	40.403	113.0	27.275	108.3		1:07.678	
3	40.622	116.1	27.900	111.1		1:08.522		13	40.312	114.7	27.635	109.8		1:07.947	
4	40.630	112.8	27.999	110.5		1:08.629		14	40.064	116.7	27.227	111.8		1:07.291	
5	40.381	113.7	28.073	105.1		1:08.454		15	39.601	118.1	27.309	110.5		1:06.910	
6	40.056	116.5	27.816	105.1		1:07.872		16	39.891	119.2	27.176	113.4		1:07.067	
7	40.181	119.2	27.019	115.0		1:07.200		17	39.310	120.5	27.202	114.0		1:06.512	
8	39.534	113.6	27.451	109.4		1:06.985		18	39.121	115.9	27.453	112.0		1:06.574	
9	40.036	110.9	27.858	111.1		1:07.894		19	39.050	120.5	27.281	109.8		1:06.331	
10	39.850	122.2	27.606	109.1		1:07.456		20							

5 Mark Goodyear (CRG)						Lotus 59									
lap	Sect-1	Speed	Sect-2	Speed		laptime	pit	lap	Sect-1	Speed	Sect-2	Speed		laptime	pit
1		122.7	25.674	118.5		1:06.632		11	36.272	126.9	25.321	119.6		1:01.593	
2	36.944	125.9	25.671	116.8		1:02.615		12	36.246	127.3	25.782	119.1		1:02.028	
3	36.426	126.1	25.873	118.1		1:02.299		13	36.727	127.3	25.379	118.9		1:02.106	
4	36.415	125.7	25.712	116.6		1:02.127		14	36.619	121.1	26.186	119.6		1:02.805	
5	36.329	125.9	25.418	117.9		1:01.747		15	37.120	125.9	25.468	118.1		1:02.588	
6	37.334	125.7	25.774	118.1		1:03.108		16	36.286	125.7	25.667	118.1		1:01.953	
7	36.779	125.7	25.974	115.6		1:02.753		17	35.993	126.1	25.608	119.4		1:01.601	
8	36.429	126.1	26.778	117.2		1:03.207		18	37.799	126.4	25.825	117.0		1:03.624	
9	36.452	127.8	25.677	117.4		1:02.129		19	36.260	125.9	25.635	117.6		1:01.895	
10	37.457	126.6	25.616	118.3		1:03.073		20	36.383	125.0	25.467	117.2		1:01.850	

6 Steve Worrall (CRC)						Palliser Formula B									
lap	Sect-1	Speed	Sect-2	Speed		laptime	pit	lap	Sect-1	Speed	Sect-2	Speed		laptime	pit
1		124.5	25.836	117.4		1:06.910		11	36.597	129.6	25.309	118.3		1:01.906	
2	37.231	126.6	25.857	118.9		1:03.088		12	38.199	127.8	25.548	115.8		1:03.747	
3	37.280	125.4	25.609	118.3		1:02.889		13	36.959	126.1	25.682	115.8		1:02.641	
4	36.694	128.3	25.327	118.3		1:02.021		14	37.015	126.9	26.049	115.6		1:03.064	
5	36.776	122.7	25.970	115.0		1:02.746		15	37.330	126.1	25.918	116.4		1:03.248	
6	38.360	124.3	25.865	117.4		1:04.225		16	37.339	126.6	25.696	116.0		1:03.035	
7	37.205	127.8	25.296	117.4		1:02.501		17	37.446	122.2	25.763	111.1		1:03.209	
8	36.686	129.1	25.827	115.2		1:02.513		18	37.585	123.1	25.683	114.4		1:03.268	
9	36.878	127.6	25.248	115.4		1:02.126		19	37.777	124.3	26.039	113.2		1:03.816	
10	36.546	128.6	25.403	117.4		1:01.949		20	37.619	122.7	25.985	111.7		1:03.604	



Session Start: 14:09:51 - Finish: 14:30:16

Weather/Track Conditions: Sun/Dry

Circuit: Silverstone National

Track Length: 2.638 Km - 1.6390 miles

# Silverstone Finals Historic Race Meeting - 15 - 16 Oct 2016

## HSCC Historic Formula 3 Supported by the Cubicle Centre & HSCC Classic Racing Cars

### Race 4 - Sector Analysis

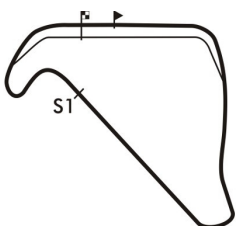
10 Paul Waine (B)					De Sanctis F3 69								
lap	Sect-1	Speed	Sect-2	Speed	laptime	pit	lap	Sect-1	Speed	Sect-2	Speed	laptime	pit
1					1:35.269		10					1:07.885	
2					1:08.552		11	41.527	96.6	28.306	105.1	1:09.833	
3					1:09.608		12	39.881	110.9	27.594	104.9	1:07.475	
4					1:08.149		13	39.900	111.3	27.454	105.9	1:07.354	
5					1:16.111		14	41.717	110.6	27.522	105.9	1:09.239	
6					1:10.109		15	39.637	113.0	27.455	105.1	1:07.092	
7					1:08.095		16	40.621	110.6	28.264	104.4	1:08.885	
8					1:09.635		17	40.110	109.3	28.227	106.6	1:08.337	
9					1:08.666		18	39.651	112.6	28.040	105.2	1:07.691	

12 Andy Jarvis (CRG)					Palliser WDB2								
lap	Sect-1	Speed	Sect-2	Speed	laptime	pit	lap	Sect-1	Speed	Sect-2	Speed	laptime	pit
1		124.0	26.248	115.6	1:07.430		11	36.443	127.6	25.543	117.4	1:01.986	
2	36.801	131.8	25.544	116.8	1:02.345		12	37.866	126.6	25.351	117.6	1:03.217	
3	37.090	125.9	25.461	115.6	1:02.551		13	36.632	127.8	25.440	117.2	1:02.072	
4	36.596	127.1	25.703	115.6	1:02.299		14	36.397	128.3	25.497	117.6	1:01.894	
5	36.861	125.2	26.128	117.6	1:02.989		15	37.509	125.0	25.705	116.6	1:03.214	
6	37.795	124.5	26.265	118.7	1:04.060		16	36.798	125.7	25.549	116.8	1:02.347	
7	37.038	127.6	25.426	117.0	1:02.464		17	36.706	125.4	25.587	116.0	1:02.293	
8	36.681	126.9	25.662	117.6	1:02.343		18	36.527	127.3	25.516	115.0	1:02.043	
9	36.417	126.6	25.552	116.6	1:01.969		19	36.829	124.7	25.611	116.2	1:02.440	
10	36.672	127.3	25.627	118.1	1:02.299		20	36.814	126.9	25.538	116.6	1:02.352	

15 Ian Pearson (CRF)					Lotus 61								
lap	Sect-1	Speed	Sect-2	Speed	laptime	pit	lap	Sect-1	Speed	Sect-2	Speed	laptime	pit
1					1:18.468		10					1:09.993	
2					1:12.093		11					1:09.486	
3					1:11.325		12					1:10.074	
4					1:11.245		13					1:09.582	
5					1:10.181		14					1:09.352	
6					1:10.895		15					1:09.593	
7					1:10.470		16			In		2:19.435 P	
8					1:10.324		17					1:09.121	
9					1:09.688		18						

18 Tim Kuchel (CRG)					Brabham BT16								
lap	Sect-1	Speed	Sect-2	Speed	laptime	pit	lap	Sect-1	Speed	Sect-2	Speed	laptime	pit
1		127.1	26.736	119.1	1:08.892		11	38.308	125.9	26.233	119.4	1:04.541	
2	37.917	127.3	26.716	118.1	1:04.633		12	38.706	126.9	26.160	118.3	1:04.866	
3	38.657	126.1	27.137	108.9	1:05.794		13	37.911	125.9	26.745	117.2	1:04.656	
4	39.341	123.8	28.180	105.1	1:07.521		14	38.867	124.3	26.487	117.4	1:05.354	
5	39.404	123.1	26.930	113.4	1:06.334		15	38.323	124.5	26.905	115.4	1:05.228	
6	39.064	122.9	26.429	116.8	1:05.493		16	37.590	125.2	26.417	116.0	1:04.007	
7	38.213	124.5	26.389	117.0	1:04.602		17	38.633	123.4	26.732	116.6	1:05.365	
8	38.085	124.0	26.505	116.2	1:04.590		18	39.507	122.2	26.532	115.8	1:06.039	
9	37.860	125.4	26.614	117.0	1:04.474		19	38.325	125.7	26.823	115.0	1:05.148	
10	39.294	122.9	26.445	115.0	1:05.739		20						

24 Andrew Thorpe (CRC)					Lotus 69								
lap	Sect-1	Speed	Sect-2	Speed	laptime	pit	lap	Sect-1	Speed	Sect-2	Speed	laptime	pit
1		97.8	29.182	115.8	1:16.666		11	37.937	109.3	27.201	108.7	1:05.138	
2	40.330	117.5	28.226	117.4	1:08.556		12	38.686	111.7	27.219	118.3	1:05.905	
3	39.422	115.7	27.618	119.1	1:07.040		13	39.466	118.1	26.887	120.5	1:06.353	
4	39.730	108.6	29.187	118.7	1:08.917		14	40.953	108.4	27.182	118.3	1:08.135	
5	39.825	108.9	28.195	120.5	1:08.020		15	38.707	114.7	26.800	120.2	1:05.507	
6	39.120	110.0	27.047	115.6	1:06.167		16	38.140	126.1	26.453	120.9	1:04.593	
7	39.792	115.3	26.960	121.1	1:06.752		17	37.848	118.6	26.716	117.0	1:04.564	
8	38.529	108.8	27.086	118.7	1:05.615		18	38.052	124.5	26.374	118.7	1:04.426	
9	39.211	113.0	27.009	118.1	1:06.220		19	38.214	116.1	26.721	115.4	1:04.935	
10	38.148	122.2	26.925	115.8	1:05.073		20						



Session Start: 14:09:51 - Finish: 14:30:16

Weather/Track Conditions: Sun/Dry

Circuit: Silverstone National

Track Length: 2.638 Km - 1.6390 miles

# Silverstone Finals Historic Race Meeting - 15 - 16 Oct 2016

## HSCC Historic Formula 3 Supported by the Cubicle Centre & HSCC Classic Racing Cars

### Race 4 - Sector Analysis

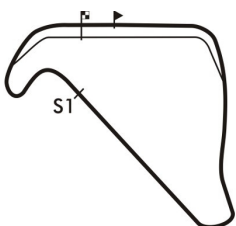
25 Andrew Hibberd (B)						Brabham BT18									
lap	Sect-1	Speed	Sect-2	Speed		laptime	pit	lap	Sect-1	Speed	Sect-2	Speed		laptime	pit
1		120.3	26.267	112.6		1:07.932		11	38.633	119.0	26.165	110.2		1:04.798	
2	37.731	120.5	26.429	111.3		1:04.160		12	37.776	119.6	26.161	110.0		1:03.937	
3	37.925	120.1	26.248	112.0		1:04.173		13	37.969	119.2	26.216	110.7		1:04.185	
4	37.764	119.4	26.109	110.5		1:03.873		14	37.719	118.8	26.031	110.9		1:03.750	
5	37.699	119.4	26.312	108.9		1:04.011		15	37.711	119.2	25.961	111.5		1:03.672	
6	38.198	118.6	26.225	110.7		1:04.423		16	37.711	119.4	26.462	106.6		1:04.173	
7	37.713	119.0	26.255	109.6		1:03.968		17	38.504	118.4	26.395	110.7		1:04.899	
8	37.744	120.1	26.046	112.8		1:03.790		18	37.810	118.6	26.209	109.4		1:04.019	
9	38.589	119.2	26.265	111.5		1:04.854		19	37.613	119.8	26.219	110.9		1:03.832	
10	37.887	120.5	26.749	110.7		1:04.636		20	37.540	119.2	26.062	112.6		1:03.602	

26 Steve Seaman (B)						Brabham BT21									
lap	Sect-1	Speed	Sect-2	Speed		laptime	pit	lap	Sect-1	Speed	Sect-2	Speed		laptime	pit
1		115.1	27.396	108.0		1:13.005		3	40.729	113.4	27.688	109.4		1:08.417	
2	39.641	116.5	27.285	109.1		1:06.926		4							

30 Clas Muller (B)						Brabham BT28									
lap	Sect-1	Speed	Sect-2	Speed		laptime	pit	lap	Sect-1	Speed	Sect-2	Speed		laptime	pit
1		112.4	27.117	107.5		1:14.158		11	39.764	113.2	27.261	102.3		1:07.025	
2	40.330	113.7	26.998	107.3		1:07.328		12	40.522	110.4	27.525	106.4		1:08.047	
3	40.324	112.6	27.832	106.8		1:08.156		13	40.177	112.2	27.309	105.6		1:07.486	
4	40.345	113.0	29.950	105.1		1:10.295		14	39.870	111.8	27.313	105.2		1:07.183	
5	39.821	111.7	27.250	105.2		1:07.071		15	39.949	111.5	26.954	105.6		1:06.903	
6	40.207	111.8	27.366	105.7		1:07.573		16	40.159	111.5	27.170	105.1		1:07.329	
7	41.323	110.7	27.599	105.4		1:08.922		17	39.863	111.3	27.010	105.2		1:06.873	
8	40.197	110.7	27.628	104.9		1:07.825		18	39.654	111.1	27.193	107.6		1:06.847	
9	39.983	111.5	26.964	105.6		1:06.947		19	39.421	111.7	26.922	105.6		1:06.343	
10	40.673	111.1	27.144	104.7		1:07.817		20							

34 Peter Finnigan (CRF)						Merlyn Mk20A/11A									
lap	Sect-1	Speed	Sect-2	Speed		laptime	pit	lap	Sect-1	Speed	Sect-2	Speed		laptime	pit
1		111.3	29.360	103.4		1:19.512		10	41.363	112.0	28.318	104.7		1:09.681	
2	42.283	111.7	29.127	105.2		1:11.410		11	40.864	111.3	28.103	105.7		1:08.967	
3	42.043	110.0	29.291	104.2		1:11.334		12	40.831	110.2	29.192	104.9		1:10.023	
4	42.499	109.3	29.154	104.1		1:11.653		13	41.401	110.6	28.504	105.6		1:09.905	
5	41.895	105.5	29.141	103.9		1:11.036		14	41.464	112.4	28.093	105.6		1:09.557	
6	41.810	108.9	28.981	103.6		1:10.791		15	40.726	112.6	28.082	105.1		1:08.808	
7	41.736	111.7	29.314	103.7		1:11.050		16	41.545	113.0	28.495	106.6		1:10.040	
8	41.408	111.8	28.218	104.4		1:09.626		17	40.557	112.4	28.326	104.7		1:08.883	
9	40.821	110.2	28.695	104.4		1:09.516		18	40.572	112.0	28.439	105.7		1:09.011	

45 Ronnie Haines (CRG)						Cooper T82									
lap	Sect-1	Speed	Sect-2	Speed		laptime	pit	lap	Sect-1	Speed	Sect-2	Speed		laptime	pit
1		121.4	30.000	99.8		1:22.652		10	42.434	122.5	29.695	103.4		1:12.129	
2	43.077	120.1	29.636	100.1		1:12.713		11	42.638	107.9	30.106	102.9		1:12.744	
3	42.319	116.9	29.184	109.4		1:11.503		12	44.601	102.1	31.334	101.8		1:15.935	
4	42.018	112.6	29.607	108.0		1:11.625		13	43.506	111.8	30.399	104.9		1:13.905	
5	42.315	119.0	28.939	109.4		1:11.254		14	42.308	113.9	29.521	105.2		1:11.829	
6	42.779	117.5	30.003	99.2		1:12.782		15	42.170	119.4	29.443	108.3		1:11.613	
7	42.561	117.7	29.676	99.0		1:12.237		16	42.464	109.5	30.002	103.1		1:12.466	
8	44.585	111.8	30.177	104.9		1:14.762		17	42.087	116.7	29.761	106.2		1:11.848	
9	42.718	117.7	29.630	107.3		1:12.348		18							



Session Start: 14:09:51 - Finish: 14:30:16

Weather/Track Conditions: Sun/Dry

Circuit: Silverstone National

Track Length: 2.638 Km - 1.6390 miles

# Silverstone Finals Historic Race Meeting - 15 - 16 Oct 2016

## HSCC Historic Formula 3 Supported by the Cubicle Centre & HSCC Classic Racing Cars

### Race 4 - Sector Analysis

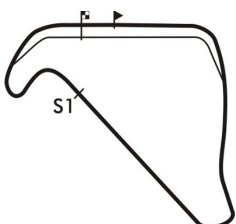
56 John Counsell (B)						Lotus 59					
lap	Sect-1	Speed	Sect-2	Speed	laptime pit	lap	Sect-1	Speed	Sect-2	Speed	laptime pit
1					1:18.654	10					1:09.525
2					1:11.128	11					1:09.071
3					1:12.497	12					1:09.698
4					1:11.904	13					1:08.619
5					1:10.980	14					1:09.074
6					1:11.180	15					1:08.960
7					1:11.209	16					1:09.416
8					1:09.232	17					1:08.930
9					1:09.543	18					1:08.149

61 George Diffey (CRE)						Lotus 20					
lap	Sect-1	Speed	Sect-2	Speed	laptime pit	lap	Sect-1	Speed	Sect-2	Speed	laptime pit
1		95.6	31.083	96.7	1:25.054	9	46.882	99.1	30.497	99.0	1:17.379
2	44.324	100.8	31.582	96.6	1:15.906	10	44.135	87.2	34.162	93.2	1:18.297
3	45.635	98.5	31.028	100.7	1:16.663	11	45.124	93.2	32.453	93.2	1:17.577
4	43.820	107.7	32.152	89.0	1:15.972	12	53.702	79.8	32.920	99.0	1:26.622
5	50.572	98.1	31.895	96.4	1:22.467	13	43.255	105.5	29.438	103.4	1:12.693
6	46.822	98.0	31.414	99.9	1:18.236	14	42.256	105.8	30.040	102.6	1:12.296
7	48.093	77.6	33.828	93.7	1:21.921	15	47.170	102.1	31.137	97.9	1:18.307
8	52.155	90.2	33.114	90.3	1:25.269	16	44.703	80.9	33.872	84.0	1:18.575

81 Julian Stokes (CRC)						Tecno F2					
lap	Sect-1	Speed	Sect-2	Speed	laptime pit	lap	Sect-1	Speed	Sect-2	Speed	laptime pit
1		128.6	25.700	122.2	1:10.682	11	35.798	132.4	24.758	121.8	1:00.556
2	36.648	130.8	26.313	123.6	1:02.961	12	35.775	133.7	24.749	117.6	1:00.524
3	36.196	130.1	25.190	125.5	1:01.386	13	35.906	129.8	24.471	125.5	1:00.377
4	35.634	133.9	25.199	126.0	1:00.833	14	35.649	132.9	24.802	126.0	1:00.451
5	35.880	126.1	26.142	112.6	1:02.022	15	35.366	133.9	24.712	126.0	1:00.078
6	37.476	133.4	25.822	125.5	1:03.298	16	36.228	131.8	24.562	124.6	1:00.790
7	35.950	132.1	24.920	122.9	1:00.870	17	35.202	133.2	24.635	125.5	59.837
8	35.766	122.5	26.391	122.5	1:02.157	18	36.379	129.6	25.077	123.2	1:01.456
9	35.984	130.1	25.169	125.0	1:01.153	19	36.124	131.1	24.841	124.8	1:00.965
10	35.845	131.6	24.820	125.5	1:00.665	20	36.234	128.6	24.861	120.5	1:01.095

82 Marcus Mussa (B)						Tecno F3 69					
lap	Sect-1	Speed	Sect-2	Speed	laptime pit	lap	Sect-1	Speed	Sect-2	Speed	laptime pit
1		113.4	27.373	104.9	1:10.975	11	39.761	114.1	27.459	106.1	1:07.220
2	40.369	112.8	27.209	105.1	1:07.578	12	39.234	113.6	27.006	106.2	1:06.240
3	39.931	112.4	27.795	104.4	1:07.726	13	39.147	113.0	27.364	106.4	1:06.511
4	39.983	112.0	27.604	105.1	1:07.587	14	39.426	113.2	27.650	106.1	1:07.076
5	40.133	111.7	27.991	105.1	1:08.124	15	38.811	113.4	27.298	106.4	1:06.109
6	39.893	111.8	27.787	104.7	1:07.680	16	39.243	112.8	27.250	105.9	1:06.493
7	39.672	111.8	27.821	105.1	1:07.493	17	39.077	112.6	27.200	105.4	1:06.277
8	39.871	111.7	27.503	105.4	1:07.374	18	39.104	112.6	27.318	105.2	1:06.422
9	39.713	111.7	27.580	105.1	1:07.293	19	39.203	112.6	27.281	106.8	1:06.484
10	39.486	112.6	27.451	105.2	1:06.937	20					

96 Keith Messer (B)						Vesey Ford					
lap	Sect-1	Speed	Sect-2	Speed	laptime pit	lap	Sect-1	Speed	Sect-2	Speed	laptime pit
1		112.4	27.358	108.2	1:13.784	11	40.057	114.3	26.990	107.1	1:07.047
2	40.405	115.7	27.649	108.3	1:08.054	12	39.403	113.9	27.132	106.9	1:06.535
3	39.459	113.6	27.614	107.5	1:07.073	13	39.439	113.9	27.552	106.6	1:06.991
4	40.410	114.3	27.847	106.6	1:08.257	14	39.618	114.7	27.142	106.8	1:06.760
5	40.131	113.9	27.548	105.7	1:07.679	15	38.984	113.9	27.186	107.6	1:06.170
6	40.293	111.1	27.548	104.2	1:07.841	16	38.901	114.3	26.906	107.3	1:05.807
7	39.724	112.6	27.092	106.4	1:06.816	17	39.347	113.6	27.137	106.8	1:06.484
8	39.463	112.6	27.284	106.1	1:06.747	18	39.243	114.3	27.137	106.2	1:06.380
9	39.233	113.7	27.294	106.4	1:06.527	19	40.790	113.2	27.220	105.7	1:08.010
10	39.468	113.6	27.660	105.9	1:07.128	20					



Session Start: 14:09:51 - Finish: 14:30:16

Weather/Track Conditions: Sun/Dry

Circuit: Silverstone National

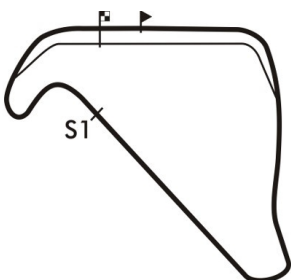
Track Length: 2.638 Km - 1.6390 miles

# Silverstone Finals Historic Race Meeting - 15 - 16 Oct 2016

## HSCC Historic Formula 3 Supported by the Cubicle Centre & HSCC Classic Racing Cars

### Race 4 - Best Sector Times

	SECTOR 1			SECTOR 2			IDEAL / BEST LAP COMPARISON					
	NO	TIME	LAP	NO	TIME	LAP	NO	NAME	BEST	IN	IDEAL	DIFF
1	3	35.157	19	3	24.118	18	3	Murphy	59.469	19	59.275	+0.194
2	81	35.202	17	81	24.471	13	81	Stokes	59.837	17	59.673	+0.164
3	5	35.993	17	6	25.248	9	5	Goodyear	1:01.593	11	1:01.314	+0.279
4	12	36.397	14	5	25.321	11	12	Jarvis	1:01.894	14	1:01.748	+0.146
5	6	36.546	10	12	25.351	12	6	Worrad	1:01.906	11	1:01.794	+0.112
6	25	37.540	20	25	25.961	15	25	Hibberd	1:03.602	20	1:03.501	+0.101
7	18	37.590	16	18	26.160	12	18	Kuchel	1:04.007	16	1:03.750	+0.257
8	24	37.848	17	24	26.374	18	24	Thorpe	1:04.426	18	1:04.222	+0.204
9	82	38.811	15	96	26.906	16	96	Messer	1:05.807	16	1:05.807	+0.000
10	96	38.901	16	30	26.922	19	82	Mussa	1:06.109	15	1:05.817	+0.292
11	4	39.050	19	82	27.006	12	4	Painter	1:06.331	19	1:06.069	+0.262
12	30	39.421	19	4	27.019	7	30	Muller	1:06.343	19	1:06.343	+0.000
13	10	39.637	15	26	27.285	2	10	Waine	1:07.092	15	1:07.091	+0.001
14	26	39.641	2	1	27.288	2	56	Counsell	1:08.149	18		+
15	1	40.145	3	10	27.454	13	34	Finnigan	1:08.808	15	1:08.639	+0.169
16	34	40.557	17	34	28.082	15	15	Pearson	1:09.121	17		+
17	45	42.018	4	45	28.939	5	45	Haines	1:11.254	5	1:10.957	+0.297
18	61	42.256	14	61	29.438	13	61	Diffey	1:12.296	14	1:11.694	+0.602
19	15			15			26	Seaman	1:06.926	2	1:06.926	+0.000
20	56			56			1	Bosson	1:07.442	2	1:07.433	+0.009



**Session Start: 14:09:51 - Finish: 14:30:16**

**Weather/Track Conditions: Sun/Dry**

**Circuit: Silverstone National**

**Track Length: 2.638 Km - 1.6390 miles**

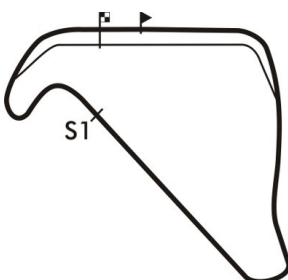


# Silverstone Finals Historic Race Meeting - 15 - 16 Oct 2016

## HSCC Historic Formula 3 Supported by the Cubicle Centre & HSCC Classic Racing

### Race 4 - Best Sector Speeds

	NO	SECTOR 1	MPH		NO	SECTOR 2	MPH
1	81	Julian Stokes	133.9	81	Julian Stokes	126.0	
2	12	Andy Jarvis	131.8	24	Andrew Thorpe	121.1	
3	6	Steve Worrad	129.6	3	John Murphy	120.7	
4	5	Mark Goodyear	127.8	5	Mark Goodyear	119.6	
5	18	Tim Kuchel	127.3	18	Tim Kuchel	119.4	
6	3	John Murphy	127.1	6	Steve Worrad	118.9	
7	24	Andrew Thorpe	126.1	12	Andy Jarvis	118.7	
8	4	Mike Painter	124.0	4	Mike Painter	115.0	
9	45	Ronnie Haines	122.5	25	Andrew Hbberd	112.8	
10	25	Andrew Hbberd	120.5	26	Steve Seaman	109.4	
11	26	Steve Seaman	116.5	45	Ronnie Haines	109.4	
12	96	Keith Messer	115.7	1	Leif Bosson	108.5	
13	1	Leif Bosson	114.1	96	Keith Messer	108.3	
14	82	Marcus Mussa	114.1	30	Clas Muller	107.6	
15	30	Clas Muller	113.7	82	Marcus Mussa	106.8	
16	10	Paul Waine	113.0	10	Paul Waine	106.6	
17	34	Peter Finnigan	113.0	34	Peter Finnigan	106.6	
18	61	George Dffey	107.7	61	George Dffey	103.4	
19	15	Ian Pearson	0.0	15	Ian Pearson	0.0	
20	56	John Counsell	0.0	56	John Counsell	0.0	



**Session Start: 14:09:51 - Finish: 14:30:16**

**Weather/Track Conditions: Sun/Dry**

**Circuit: Silverstone National**

**Track Length: 2.638 Km - 1.6390 miles**

# Silverstone Finals Historic Race Meeting - 15 - 16 Oct 2016

## HSCC Historic Formula 3 Supported by the Cubicle Centre & HSCC Classic Racing Cars

### Race 4 - Lap Chart

Lap 1			Lap 2			Lap 3			Lap 4			Lap 5			Lap 6		
NO	Behind	Laptime	NO	Behind	Laptime	NO	Behind	Laptime	NO	Behind	Laptime	NO	Behind	Laptime	NO	Behind	Laptime
3		1:04.623	3		1:02.259	3		1:01.267	3		1:01.518	3		1:01.884	3		1:03.284
5	2.009	1:06.632	5	2.365	1:02.615	5	3.397	1:02.299	5	4.006	1:02.127	61	1 LAP	1:15.972	10	1 LAP	1:16.111
6	2.287	1:06.910	12	2.893	1:02.345	12	4.177	1:02.551	12	4.958	1:02.299	5	3.869	1:01.747	5	3.693	1:03.108
12	2.807	1:07.430	6	3.116	1:03.088	6	4.738	1:02.889	6	5.241	1:02.021	12	6.063	1:02.989	81	6.347	1:03.298
25	3.309	1:07.932	25	5.210	1:04.160	81	6.880	1:01.386	81	6.195	1:00.833	6	6.103	1:02.746	12	6.839	1:04.060
18	4.269	1:08.892	18	6.643	1:04.633	25	8.116	1:04.173	25	10.471	1:03.873	81	6.333	1:02.022	6	7.044	1:04.225
81	6.059	1:10.682	81	6.761	1:02.961	18	11.170	1:05.794	18	17.173	1:07.521	25	12.598	1:04.011	25	13.737	1:04.423
82	6.352	1:10.975	82	11.671	1:07.578	82	18.130	1:07.726	82	24.199	1:07.587	18	21.623	1:06.334	61	1 LAP	1:22.467
4	6.633	1:11.256	4	12.614	1:08.240	4	19.869	1:08.522	4	26.980	1:08.629	82	30.439	1:08.124	18	23.832	1:05.493
26	8.382	1:13.005	26	13.049	1:06.926	26	20.199	1:08.417	96	27.501	1:08.257	96	33.296	1:07.679	82	34.835	1:07.680
1	9.087	1:13.710	1	14.270	1:07.442	96	20.762	1:07.073	30	30.270	1:10.295	4	33.550	1:08.454	96	37.853	1:07.841
96	9.161	1:13.784	30	14.604	1:07.328	1	21.228	1:08.225	24	31.512	1:08.917	30	35.457	1:07.071	4	38.138	1:07.872
30	9.535	1:14.158	96	14.956	1:08.054	30	21.493	1:08.156	15	43.464	1:11.245	24	37.648	1:08.020	30	39.746	1:07.573
24	12.043	1:16.666	24	18.340	1:08.556	24	24.113	1:07.040	34	44.242	1:11.653	15	51.761	1:10.181	24	40.531	1:06.167
15	13.845	1:18.468	56	22.900	1:11.128	15	33.737	1:11.325	56	44.516	1:11.904	34	53.394	1:11.036	15	59.372	1:10.895
56	14.031	1:18.654	15	23.679	1:12.093	34	34.107	1:11.334	45	48.826	1:11.625	56	53.612	1:10.980	34	1:00.901	1:10.791
34	14.889	1:19.512	34	24.040	1:11.410	56	34.130	1:12.497	10	51.911	1:08.149	45	58.196	1:11.254			
45	18.029	1:22.652	45	28.483	1:12.713	45	38.719	1:11.503									
61	20.431	1:25.054	61	34.078	1:15.906	10	45.280	1:09.608									
10	30.646	1:35.269	10	36.939	1:08.552	61	49.474	1:16.663									

**Session Start: 14:09:51 - Finish: 14:30:16**

**Weather/Track Conditions: Sun/Dry**

**Circuit: Silverstone National**

**Track Length: 2.638 Km - 1.6390 miles**



# Silverstone Finals Historic Race Meeting - 15 - 16 Oct 2016

## HSCC Historic Formula 3 Supported by the Cubicle Centre & HSCC Classic Racing Cars

### Race 4 - Lap Chart

Lap 7			Lap 8			Lap 9			Lap 10			Lap 11			Lap 12		
NO	Behind	Laptime	NO	Behind	Laptime	NO	Behind	Laptime	NO	Behind	Laptime	NO	Behind	Laptime	NO	Behind	Laptime
3		1:01.482	3		1:01.365	3		1:00.705	3		1:01.940	3		1:01.152	3		1:02.592
56	1 LAP	1:11.180	81	6.527	1:02.157	81	6.975	1:01.153	81	5.700	1:00.665	4	1 LAP	1:07.456	24	1 LAP	1:05.138
5	4.964	1:02.753	5	6.806	1:03.207	5	8.230	1:02.129	5	9.363	1:03.073	30	1 LAP	1:07.817	82	1 LAP	1:07.220
81	5.735	1:00.870	15	1 LAP	1:10.470	12	10.063	1:01.969	12	10.422	1:02.299	81	5.104	1:00.556	96	1 LAP	1:07.047
45	1 LAP	1:12.782	12	8.799	1:02.343	6	10.632	1:02.126	6	10.641	1:01.949	5	9.804	1:01.593	81	3.036	1:00.524
12	7.821	1:02.464	34	1 LAP	1:11.050	15	1 LAP	1:10.324	61	2 LAPS	1:25.269	12	11.256	1:01.986	4	1 LAP	1:07.551
6	8.063	1:02.501	6	9.211	1:02.513	34	1 LAP	1:09.626	15	1 LAP	1:09.688	6	11.395	1:01.906	30	1 LAP	1:07.025
10	1 LAP	1:10.109	56	1 LAP	1:11.209	56	1 LAP	1:09.232	25	25.493	1:04.636	25	29.139	1:04.798	5	9.240	1:02.028
25	16.223	1:03.968	45	1 LAP	1:12.237	25	22.797	1:04.854	34	1 LAP	1:09.516	15	1 LAP	1:09.993	12	11.881	1:03.217
18	26.952	1:04.602	10	1 LAP	1:08.095	10	1 LAP	1:09.635	56	1 LAP	1:09.543	34	1 LAP	1:09.681	6	12.550	1:03.747
61	1 LAP	1:18.236	25	18.648	1:03.790	45	1 LAP	1:14.762	10	1 LAP	1:08.666	56	1 LAP	1:09.525	25	30.484	1:03.937
82	40.846	1:07.493	18	30.177	1:04.590	18	33.946	1:04.474	18	37.745	1:05.739	61	2 LAPS	1:17.379	15	1 LAP	1:09.486
96	43.187	1:06.816	82	46.855	1:07.374	82	53.443	1:07.293	45	1 LAP	1:12.348	10	1 LAP	1:07.885	34	1 LAP	1:08.967
4	43.856	1:07.200	96	48.569	1:06.747	96	54.391	1:06.527	82	58.440	1:06.937	18	41.134	1:04.541	56	1 LAP	1:09.071
24	45.801	1:06.752	4	49.476	1:06.985	24	55.566	1:06.220	24	58.699	1:05.073	45	1 LAP	1:12.129	18	43.408	1:04.866
30	47.186	1:08.922	24	50.051	1:05.615	4	56.665	1:07.894	96	59.579	1:07.128				10	1 LAP	1:09.833
			30	53.646	1:07.825	30	59.888	1:06.947							61	2 LAPS	1:18.297
			61	1 LAP	1:21.921												

**Session Start: 14:09:51 - Finish: 14:30:16**

**Weather/Track Conditions: Sun/Dry**

**Circuit: Silverstone National**

**Track Length: 2.638 Km - 1.6390 miles**

# Silverstone Finals Historic Race Meeting - 15 - 16 Oct 2016

## HSCC Historic Formula 3 Supported by the Cubicle Centre & HSCC Classic Racing Cars

### Race 4 - Lap Chart

Lap 13			Lap 14			Lap 15			Lap 16			Lap 17			Lap 18		
NO	Behind	Laptime	NO	Behind	Laptime	NO	Behind	Laptime	NO	Behind	Laptime	NO	Behind	Laptime	NO	Behind	Laptime
3		1:01.223	3		1:00.986	3		1:00.871	3		1:00.647	3		59.511	3		59.481
45	2 LAPS	1:12.744	81	1.655	1:00.451	81	0.862	1:00.078	81	1.005	1:00.790	81	1.331	59.837	81	3.306	1:01.456
81	2.190	1:00.377	61	3 LAPS	1:17.577	5	13.659	1:02.588	56	2 LAPS	1:09.074	56	2 LAPS	1:08.960	18	1 LAP	1:05.365
24	1 LAP	1:05.905	24	1 LAP	1:06.353	12	15.981	1:03.214	15	2 LAPS	1:09.352	15	2 LAPS	1:09.593	5	21.198	1:03.624
82	1 LAP	1:06.240	5	11.942	1:02.805	24	1 LAP	1:08.135	34	2 LAPS	1:09.557	34	2 LAPS	1:08.808	12	23.025	1:02.043
96	1 LAP	1:06.535	82	1 LAP	1:06.511	6	18.423	1:03.248	10	2 LAPS	1:09.239	10	2 LAPS	1:07.092	56	2 LAPS	1:09.416
5	10.123	1:02.106	12	13.638	1:01.894	82	1 LAP	1:07.076	5	14.965	1:01.953	5	17.055	1:01.601	10	2 LAPS	1:08.885
4	1 LAP	1:07.678	96	1 LAP	1:06.991	96	1 LAP	1:06.760	12	17.681	1:02.347	12	20.463	1:02.293	34	2 LAPS	1:10.040
12	12.730	1:02.072	6	16.046	1:03.064	4	1 LAP	1:07.291	6	20.811	1:03.035	6	24.509	1:03.209	6	28.296	1:03.268
6	13.968	1:02.641	45	2 LAPS	1:15.935	30	1 LAP	1:07.183	24	1 LAP	1:05.507	24	1 LAP	1:04.593	24	1 LAP	1:04.564
30	1 LAP	1:08.047	4	1 LAP	1:07.947	45	2 LAPS	1:13.905	82	1 LAP	1:06.109	82	1 LAP	1:06.493	82	1 LAP	1:06.277
25	33.446	1:04.185	30	1 LAP	1:07.486	61	3 LAPS	1:26.622	96	1 LAP	1:06.170	96	1 LAP	1:05.807	96	1 LAP	1:06.484
18	46.841	1:04.656	25	36.210	1:03.750	25	39.011	1:03.672	4	1 LAP	1:06.910	4	1 LAP	1:07.067	4	1 LAP	1:06.512
15	1 LAP	1:10.074	18	51.209	1:05.354	18	55.566	1:05.228	30	1 LAP	1:06.903	30	1 LAP	1:07.329	30	1 LAP	1:06.873
34	1 LAP	1:10.023	56	1 LAP	1:08.619				45	2 LAPS	1:11.829	25	47.925	1:04.899	25	52.463	1:04.019
56	1 LAP	1:09.698	15	1 LAP	1:09.582				25	42.537	1:04.173	45	2 LAPS	1:11.613			
10	1 LAP	1:07.475	34	1 LAP	1:09.905				61	3 LAPS	1:12.693	61	3 LAPS	1:12.296			
			10	1 LAP	1:07.354				18	58.926	1:04.007						

**Session Start: 14:09:51 - Finish: 14:30:16**

**Weather/Track Conditions: Sun/Dry**

**Circuit: Silverstone National**

**Track Length: 2.638 Km - 1.6390 miles**

# Silverstone Finals Historic Race Meeting - 15 - 16 Oct 2016

## HSCC Historic Formula 3 Supported by the Cubicle Centre & HSCC Classic Racing Cars

### Race 4 - Lap Chart

Lap 19			Lap 20		
NO	Behind	Laptime	NO	Behind	Laptime
3		59.469	3		59.570
81	4.802	1:00.965	81	6.327	1:01.095
45	3 LAPS	1:12.466	18	1 LAP	1:05.148
18	1 LAP	1:06.039	45	3 LAPS	1:11.848
61	4 LAPS	1:18.307	5	25.904	1:01.850
5	23.624	1:01.895	12	28.778	1:02.352
12	25.996	1:02.440	6	36.677	1:03.604
6	32.643	1:03.816	61	4 LAPS	1:18.575
56	2 LAPS	1:08.930	56	2 LAPS	1:08.149
10	2 LAPS	1:08.337	10	2 LAPS	1:07.691
34	2 LAPS	1:08.883	24	1 LAP	1:04.935
15	3 LAPS	2:19.435	34	2 LAPS	1:09.011
24	1 LAP	1:04.426	15	3 LAPS	1:09.121
82	1 LAP	1:06.422	82	1 LAP	1:06.484
96	1 LAP	1:06.380	96	1 LAP	1:08.010
4	1 LAP	1:06.574	4	1 LAP	1:06.331
25	56.826	1:03.832	25	1:00.858	1:03.602
30	1 LAP	1:06.847	30	1 LAP	1:06.343

Session Start: 14:09:51 - Finish: 14:30:16

Weather/Track Conditions: Sun/Dry

Circuit: Silverstone National

Track Length: 2.638 Km - 1.6390 miles