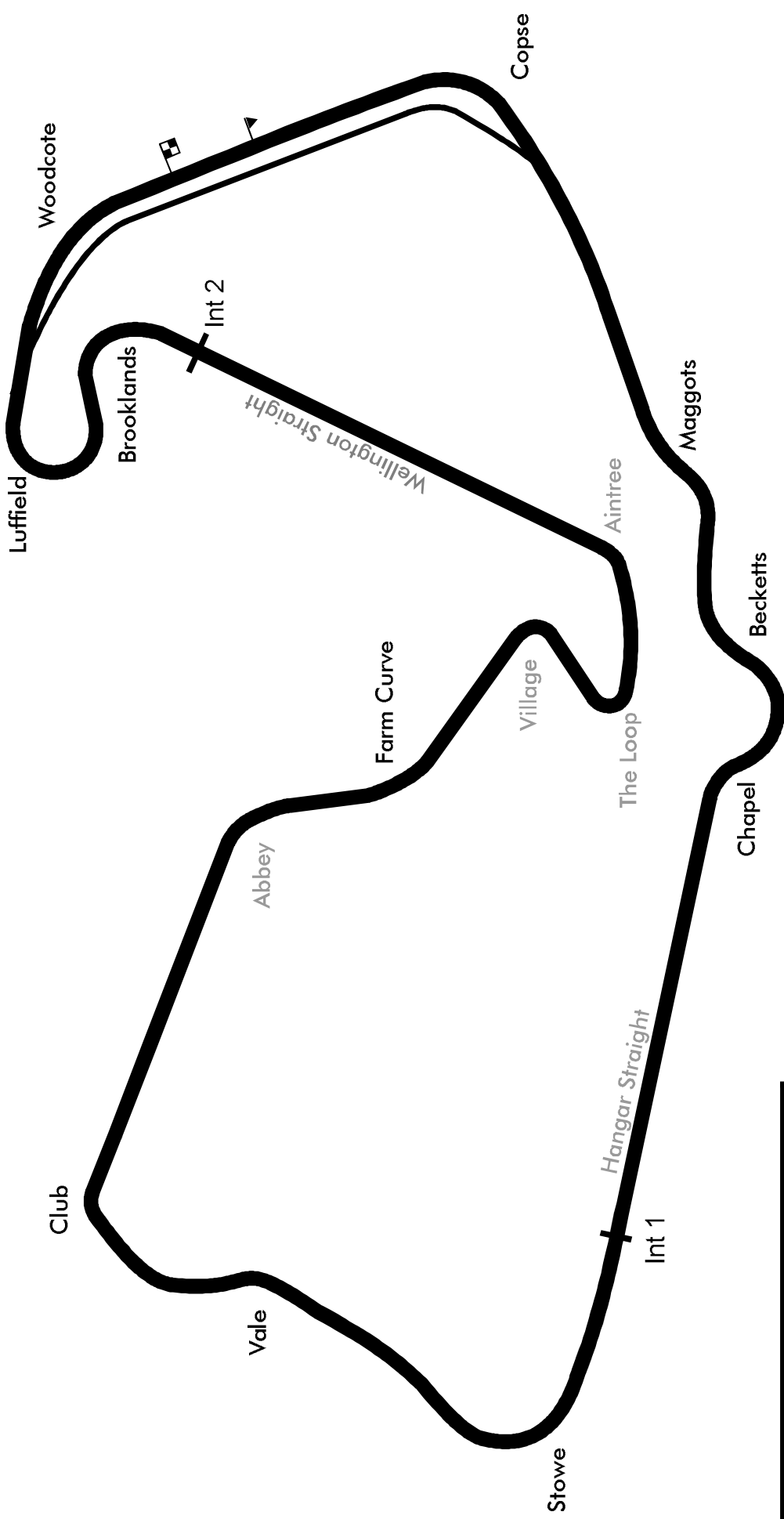




# Silverstone Historic Grand Prix Circuit

Towcester, Northamptonshire NN12 8TN

[www.silverstone.co.uk](http://www.silverstone.co.uk)



Circuit Length:	3.6393 M / 5.857 km
Pit Lane:	336m, 20s @ 60km/h
Intermediate 1:	2.003 km
Intermediate 2:	4.897 km
Start line offset:	83.9 m



## Silverstone International Trophy - 20 - 21 May 2017

### HSCC Classic Racing Cars/Historic Formula 3 Qualifying for Race 7 - Classification - AMENDED

Sheet No:

POS	NO	DRIVER/S	CLASS		CAR MAKE / MODEL	TIME	ON	LAPS	GAP	DIFF	MPH
			CLASS	POS							
1	67	Nick Pancisi	CRC	1	March 712	2:17.883	7	9			95.02
2	14	Jonathan Milicevic	B	1	Brabham BT21B	2:18.031	7	9	0.148	0.148	94.92
3	5	Mark Goodyear	CRG	1	Lotus 59	2:18.874	9	9	0.991	0.843	94.34
4	25	Andrew Hibberd	B	2	Brabham BT18	2:19.521	5	7	1.638	0.647	93.91
5	46	Steve Smith	B	3	Chevron B15	2:22.086	7	8	4.203	2.565	92.21
6	9	Robs Lamplough	CRC	2	Winkelman WDB2	2:22.260	5	7	4.377	0.174	92.10
7	65	Peter Thompson	B	4	Brabham BT21	2:22.440	7	8	4.557	0.180	91.98
8	111	James Claridge	B	5	Tecno F3	2:22.884	5	7	5.001	0.444	91.69
9	77	Francois Derossi	B	6	Chevron B17	2:23.327	5	9	5.444	0.443	91.41
10	10	Paul Waine	B	7	De Sanctis F3 69	2:24.208	5	8	6.325	0.881	90.85
11	38	John Murphy	CRF	1	Merlyn Mk20A	2:24.365	8	8	6.482	0.157	90.75
12	26	Steve Seaman	B	8	Brabham BT21	2:24.713	6	8	6.830	0.348	90.54
13	11	Ian Bankhurst	B	9	Alexis Mk8	2:24.899	8	8	7.016	0.186	90.42
14	63	Christoph Widmer	B	10	Brabham BT18A	2:25.185	7	8	7.302	0.286	90.24
15	89	Mark Pangborn	B	11	Brabham BT28	2:25.219	4	6	7.336	0.034	90.22
16	88	Michael Scott	B	12	Brabham BT28	2:26.482	8	8	8.599	1.263	89.44
17	50	Jim Timms	B	13	Brabham BT21B	2:28.240	8	8	10.357	1.758	88.38
18	96	Keith Messer	B	14	Vesey Ford	2:29.579	7	8	11.696	1.339	87.59
19	21	Lorraine Gathercole	CRC	3	March 712	2:29.782	7	8	11.899	0.203	87.47
20	6	Leif Bosson	B	15	Brabham BT28	2:30.195	8	8	12.312	0.413	87.23
21	34	Jim Blockley	B	16	Brabham BT21B-16	2:30.252	3	3	12.369	0.057	87.20
22	82	Marcus Mussa	B	17	Tecno F3	2:30.450	8	8	12.567	0.198	87.08
23	85	Freddie Lillingston-Price	CRF	2	Merlyn Mk11	2:30.485	8	8	12.602	0.035	87.06
24	2	Barry Sewell	B	18	Lotus 41	2:30.745	7	8	12.862	0.260	86.91
25	99	Paul Kite	B	19	Brabham BT21	2:31.523	8	8	13.640	0.778	86.47
26	4	Mike Painter	CRG	2	Brabham BT16	2:32.224	6	7	14.341	0.701	86.07
27	114	Phil Nelson	CRF	3	Hawke DL2B	2:33.115	8	8	15.232	0.891	85.57
28	16	Mark Linstone	B	20	Brabham BT21	2:33.718	7	8	15.835	0.603	85.23
29	7	Mark Shaw	CRE	1	Brabham BT6	2:33.974	1	1	16.091	0.256	85.09
30	87	Peter Barclay	B	21	Brabham BT15	2:34.094	8	8	16.211	0.120	85.02
31	19	Christopher Helliwell	CRB	1	Cooper T75	2:34.366	6	8	16.483	0.272	84.87
32	81	Julian Stokes	CRC	4	Tecno F2	2:37.812	4	5	19.929	3.446	83.02
33	69	Gregan Thruston	B	22	Brabham BT21B	2:39.729	3	4	21.846	1.917	82.02
34	18	Bill Cowing	CRF	4	Ginetta G18B	2:42.385	6	7	24.502	2.656	80.68
35	8	Michael Flewitt	CRC	5	McLaren M4A	2:43.806	2	2	25.923	1.421	79.98

Car 61 excluded from results - Regulation C.1.1.6 refers.

Session Start: 13:46:56 - Finish: 14:06:58

Weather/Track Conditions: Cloud / Dry

Circuit: Silverstone Historic Grand Prix

Track Length: 5.857 Km - 3.6394 miles

These results are provisional until the conclusion of any judicial and technical matters.

Clerk of the Course:

Timekeeper:

Issued at:

Julian Floyd

Nick Palmer



Printed : 20-05-2017 - 15:46

# Silverstone International Trophy - 20 - 21 May 2017

## HSCC Classic Racing Cars/Historic Formula 3

### Qualifying for Race 7 - Sector Analysis

2 Barry Sewell (B)							Lotus 41										
lap	Sect-1	Speed	Sect-2	Speed	Sect-3	Speed	Laptime	Pit	lap	Sect-1	Speed	Sect-2	Speed	Sect-3	Speed	Laptime	Pit
1	51.465		1:22.642	103.7	29.193	101.3	2:43.300		5	49.309		1:17.137	111.7	28.013	105.9	2:34.459	
2	48.832		1:18.086	108.1	29.297	103.7	2:36.215		6	47.877		1:16.988	111.8	27.913	105.7	2:32.778	
3	49.673		1:18.915	108.9	28.366	104.4	2:36.954		7	47.125		1:15.726	111.3	27.894	104.4	2:30.745	
4	50.080		1:18.224	108.6	28.284	104.4	2:36.588		8	48.061		1:15.846	108.8	28.161	102.8	2:32.068	

4 Mike Painter (CRG)							Brabham BT16										
lap	Sect-1	Speed	Sect-2	Speed	Sect-3	Speed	Laptime	Pit	lap	Sect-1	Speed	Sect-2	Speed	Sect-3	Speed	Laptime	Pit
1	53.276		1:24.092	102.8	29.447	110.2	2:46.815		5	48.738		1:18.841	121.8	27.570	112.2	2:35.149	
2	50.916		1:21.217	81.0	32.148	105.6	2:44.281		6	48.117		1:16.690	122.9	27.417	111.3	2:32.224	
3	50.755		1:25.667	83.7	30.106	101.5	2:46.528		7	50.830		1:41.466	103.9	In		3:18.420	P
4	54.387		1:30.755	112.2	28.361	110.0	2:53.503		8								

5 Mark Goodyear (CRG)							Lotus 59										
lap	Sect-1	Speed	Sect-2	Speed	Sect-3	Speed	Laptime	Pit	lap	Sect-1	Speed	Sect-2	Speed	Sect-3	Speed	Laptime	Pit
1							2:28.852		6							2:19.180	
2							2:39.182		7							2:19.611	
3							2:22.384		8							2:23.439	
4							2:22.937		9							2:18.874	
5							2:21.742		10								

6 Leif Bosson (B)							Brabham BT28										
lap	Sect-1	Speed	Sect-2	Speed	Sect-3	Speed	Laptime	Pit	lap	Sect-1	Speed	Sect-2	Speed	Sect-3	Speed	Laptime	Pit
1	51.533		1:17.723	114.5	28.193	109.1	2:37.449		5	48.884		1:15.947	116.5	28.065	109.1	2:32.896	
2	48.000		1:16.090	115.5	28.750	109.1	2:32.840		6	47.484		1:15.226	117.1	27.924	108.9	2:30.634	
3	47.005		1:16.855	114.9	28.066	108.9	2:31.926		7	47.238		1:15.764	116.3	27.538	109.4	2:30.540	
4	49.603		1:17.848	115.7	28.578	106.1	2:36.029		8	47.063		1:15.635	115.7	27.497	109.6	2:30.195	


7 Mark Shaw (CRE)							Brabham BT6										
lap	Sect-1	Speed	Sect-2	Speed	Sect-3	Speed	Laptime	Pit	lap	Sect-1	Speed	Sect-2	Speed	Sect-3	Speed	Laptime	Pit
1							2:33.974		2								

8 Michael Flewitt (CRC)							McLaren M4A										
lap	Sect-1	Speed	Sect-2	Speed	Sect-3	Speed	Laptime	Pit	lap	Sect-1	Speed	Sect-2	Speed	Sect-3	Speed	Laptime	Pit
1							2:44.328		2							2:43.806	

9 Robs Lamplough (CRC)							Winkelmann WDB2										
lap	Sect-1	Speed	Sect-2	Speed	Sect-3	Speed	Laptime	Pit	lap	Sect-1	Speed	Sect-2	Speed	Sect-3	Speed	Laptime	Pit
1	51.966		1:19.761	116.7	26.280	113.6	2:38.007		5	45.138		1:11.215	114.3	25.907	113.0	2:22.260	
2	47.672		1:15.372	116.5	27.479	115.0	2:30.523		6	46.435		1:12.828	119.2	26.352	110.5	2:25.615	
3	47.916		1:12.744	114.1	26.423	113.2	2:27.083		7	46.707		1:15.034	103.2	In		2:42.393	P
4	46.225		1:13.810	113.9	25.907	115.2	2:25.942		8								

10 Paul Waine (B)							De Sanctis F3 69										
lap	Sect-1	Speed	Sect-2	Speed	Sect-3	Speed	Laptime	Pit	lap	Sect-1	Speed	Sect-2	Speed	Sect-3	Speed	Laptime	Pit
1	50.629		1:18.877	113.0	28.048	108.5	2:37.554		5	45.325		1:12.214	114.1	26.669	109.8	2:24.208	
2	46.807		1:16.981	110.0	28.055	108.3	2:31.843		6	46.122		1:13.689	115.1	27.055	108.9	2:26.866	
3	46.257		1:28.323	114.9	27.335	110.7	2:41.915		7	45.697		1:14.029	112.0	26.677	108.0	2:26.403	
4	49.576		1:13.638	113.4	26.963	108.7	2:30.177		8	45.257		1:22.361	113.6	26.685	108.7	2:34.303	

11 Ian Bankhurst (B)							Alexis Mk8										
lap	Sect-1	Speed	Sect-2	Speed	Sect-3	Speed	Laptime	Pit	lap	Sect-1	Speed	Sect-2	Speed	Sect-3	Speed	Laptime	Pit
1	49.437		1:15.909	110.0	27.259	103.1	2:32.605		5	45.915		1:12.293	113.2	In		2:32.094	P
2	46.290		1:15.141	110.6	27.467	105.6	2:28.898		6	Out		1:14.792	112.4	27.068	106.8	3:13.089	P
3	46.146		1:13.618	110.0	27.694	106.6	2:27.458		7	47.030		1:14.959	112.2	26.793	106.2	2:28.782	
4	45.992		1:13.307	111.1	26.804	106.8	2:26.103		8	45.860		1:12.400	112.2	26.639	106.8	2:24.899	



Session Start: 13:46:56 - Finish: 14:06:58

Weather/Track Conditions: Cloud / Dry

Circuit: Silverstone Historic Grand Prix

Track Length: 5.857 Km - 3.6394 miles

# Silverstone International Trophy - 20 - 21 May 2017

## HSCC Classic Racing Cars/Historic Formula 3

### Qualifying for Race 7 - Sector Analysis

14 Jonathan Milicevic (B)								Brabham BT21B							
lap	Sect-1	Speed	Sect-2	Speed	Sect-3	Speed	Laptime Pit	lap	Sect-1	Speed	Sect-2	Speed	Sect-3	Speed	Laptime Pit
1	48.342		1:14.358	117.1	26.160	113.6	2:28.860	6	43.614		1:08.886	120.5	25.640	112.8	2:18.140
2	45.903		1:09.914	119.6	26.540	113.6	2:22.357	7	43.679		1:08.640	120.3	25.712	112.2	2:18.031
3	43.780		1:09.000	119.6	25.532	114.0	2:18.312	8	45.879		1:09.798	119.2	26.196	111.5	2:21.873
4	43.755		1:09.383	119.0	25.799	113.2	2:18.937	9	43.730		1:11.084	119.0	26.146	112.4	2:20.960
5	43.581		1:09.884	119.8	25.861	112.8	2:19.326	10							

16 Mark Linstone (B)								Brabham BT21							
lap	Sect-1	Speed	Sect-2	Speed	Sect-3	Speed	Laptime Pit	lap	Sect-1	Speed	Sect-2	Speed	Sect-3	Speed	Laptime Pit
1	53.629		1:22.784	103.6	28.802	99.8	2:45.215	5	49.551		1:18.351	105.8	27.963	101.0	2:35.865
2	49.973		1:20.249	107.5	30.506	101.5	2:40.728	6	48.686		1:18.617	106.0	28.522	101.5	2:35.825
3	49.522		1:19.523	102.5	29.008	101.2	2:38.053	7	48.477		1:17.193	105.8	28.048	101.3	2:33.718
4	49.173		1:18.678	106.2	28.671	101.8	2:36.522	8	48.374		1:18.305	105.0	28.127	101.3	2:34.806

18 Bill Cowing (CRF)								Ginetta G18B							
lap	Sect-1	Speed	Sect-2	Speed	Sect-3	Speed	Laptime Pit	lap	Sect-1	Speed	Sect-2	Speed	Sect-3	Speed	Laptime Pit
1	54.016		1:23.253	107.7	29.870	100.7	2:47.139	5	51.617		1:21.894	107.9	30.073	97.9	2:43.584
2	51.803		1:23.086	106.4	32.279	101.0	2:47.168	6	51.008		1:21.800	107.9	29.577	98.7	2:42.385
3	51.580		1:22.597	107.2	29.011	101.2	2:43.188	7	53.919		1:26.098	106.4	In		3:05.131 P
4	51.104		1:22.375	106.4	30.376	99.8	2:43.855	8							

19 Christopher Helliwell (CRB)								Cooper T75							
lap	Sect-1	Speed	Sect-2	Speed	Sect-3	Speed	Laptime Pit	lap	Sect-1	Speed	Sect-2	Speed	Sect-3	Speed	Laptime Pit
1	52.369		1:23.942	115.9	30.225	107.8	2:46.536	5	52.767		1:18.673	117.9	28.875	106.8	2:40.315
2	49.921		1:20.583	113.7	32.312	104.1	2:42.816	6	48.564		1:17.302	117.5	28.500	109.2	2:34.366
3	50.533		1:20.365	116.3	29.650	108.5	2:40.548	7	48.284		1:17.728	117.9	28.417	109.6	2:34.429
4	49.408		1:18.792	117.5	29.924	104.6	2:38.124	8	48.211		1:17.614	116.5	29.130	107.3	2:34.955


21 Lorraine Gathercole (CRC)								March 712							
lap	Sect-1	Speed	Sect-2	Speed	Sect-3	Speed	Laptime Pit	lap	Sect-1	Speed	Sect-2	Speed	Sect-3	Speed	Laptime Pit
1	53.039		1:22.212	108.2	29.054	107.3	2:44.305	5	47.987		1:15.915	121.8	28.203	112.6	2:32.105
2	47.986		1:17.891	113.7	29.889	105.2	2:35.766	6	47.511		1:18.419	110.9	27.993	115.0	2:33.923
3	50.331		1:20.443	102.6	29.456	109.2	2:40.230	7	47.097		1:15.366	113.6	27.319	118.1	2:29.782
4	48.322		1:16.536	118.8	29.035	107.5	2:33.893	8	46.527		1:14.388	109.3	In		2:45.968 P

25 Andrew Hibberd (B)								Brabham BT18							
lap	Sect-1	Speed	Sect-2	Speed	Sect-3	Speed	Laptime Pit	lap	Sect-1	Speed	Sect-2	Speed	Sect-3	Speed	Laptime Pit
1	46.972		1:12.105	116.9	26.643	109.8	2:25.720	5	44.216		1:09.428	119.4	25.877	111.7	2:19.521
2	44.999		1:10.261	117.9	26.185	110.7	2:21.445	6	44.217		1:09.933	113.4	26.070	110.3	2:20.220
3	44.388		1:11.484	117.9	26.605	110.0	2:22.477	7	47.870		1:13.881	116.7	In		2:38.443 P
4	46.740		1:10.580	117.9	26.083	110.9	2:23.403	8							

26 Steve Seaman (B)								Brabham BT21							
lap	Sect-1	Speed	Sect-2	Speed	Sect-3	Speed	Laptime Pit	lap	Sect-1	Speed	Sect-2	Speed	Sect-3	Speed	Laptime Pit
1	50.156		1:18.287	107.5	28.454	110.0	2:36.897	5	45.636		1:12.188	98.3	27.221	107.5	2:25.045
2	46.393		1:13.478	108.1	29.319	108.5	2:29.190	6	45.793		1:12.057	116.1	26.863	108.3	2:24.713
3	46.847		1:13.476	114.3	27.541	108.3	2:27.864	7	45.552		1:12.423	114.7	27.230	108.3	2:25.205
4	47.045		1:15.776	106.9	27.618	106.1	2:30.439	8	45.970		1:12.689	113.7	27.125	107.8	2:25.784

34 Jim Blockley (B)								Brabham BT21B-16							
lap	Sect-1	Speed	Sect-2	Speed	Sect-3	Speed	Laptime Pit	lap	Sect-1	Speed	Sect-2	Speed	Sect-3	Speed	Laptime Pit
1	55.172		1:27.289	108.8	27.796	106.4	2:50.257	3	47.835		1:14.909	113.9	27.508	106.8	2:30.252
2	47.195		1:15.726	113.7	27.531	107.8	2:30.452	4							

38 John Murphy (CRF)								Merlyn Mk20A							
lap	Sect-1	Speed	Sect-2	Speed	Sect-3	Speed	Laptime Pit	lap	Sect-1	Speed	Sect-2	Speed	Sect-3	Speed	Laptime Pit
1	49.131		1:18.299	113.0	27.609	105.2	2:35.039	5	45.476		1:12.046	113.7	26.861	106.6	2:24.383
2	47.553		1:16.443	113.2	28.375	106.8	2:32.371	6	45.794		1:12.080	114.3	26.724	104.7	2:24.598
3	47.005		1:15.347	112.8	26.917	105.6	2:29.269	7	45.518		1:12.481	113.7	27.061	105.1	2:25.060
4	45.489		1:12.415	114.1	27.082	106.1	2:24.986	8	45.560		1:12.121	112.8	26.684	105.6	2:24.365



Session Start: 13:46:56 - Finish: 14:06:58

Weather/Track Conditions: Cloud / Dry

Circuit: Silverstone Historic Grand Prix

Track Length: 5.857 Km - 3.6394 miles

# Silverstone International Trophy - 20 - 21 May 2017

## HSCC Classic Racing Cars/Historic Formula 3

### Qualifying for Race 7 - Sector Analysis

46 Steve Smith (B)							Chevron B15										
lap	Sect-1	Speed	Sect-2	Speed	Sect-3	Speed	Laptime	Pit	lap	Sect-1	Speed	Sect-2	Speed	Sect-3	Speed	Laptime	Pit
1	49.291		1:15.200	118.8	27.140	113.2	2:31.631		5	45.086		1:11.275	114.7	27.457	113.0	2:23.818	
2	45.613		1:12.710	119.6	27.278	113.4	2:25.601		6	45.569		1:10.964	119.4	27.455	113.2	2:23.988	
3	45.111		1:11.737	117.7	26.373	113.2	2:23.221		7	44.713		1:10.919	119.0	26.454	113.0	2:22.086	
4	45.149		1:10.712	117.3	26.488	112.8	2:22.349		8	45.658		1:14.065	109.5	27.763	111.3	2:27.486	

50 Jim Timms (B)							Brabham BT21B										
lap	Sect-1	Speed	Sect-2	Speed	Sect-3	Speed	Laptime	Pit	lap	Sect-1	Speed	Sect-2	Speed	Sect-3	Speed	Laptime	Pit
1	53.878		1:20.610	108.1	28.014	105.9	2:42.502		5	47.855		1:15.548	111.1	27.557	106.2	2:30.960	
2	47.649		1:17.659	104.7	31.098	105.6	2:36.406		6	48.541		1:16.067	110.6	27.566	105.4	2:32.174	
3	47.195		1:20.465	107.9	27.410	105.4	2:35.070		7	47.506		1:15.522	111.3	27.258	107.8	2:30.286	
4	47.050		1:14.454	113.6	27.085	108.7	2:28.589		8	46.099		1:14.878	110.7	27.263	105.6	2:28.240	

61 Steve Worrad (CRG)							Palliser WDB4										
lap	Sect-1	Speed	Sect-2	Speed	Sect-3	Speed	Laptime	Pit	lap	Sect-1	Speed	Sect-2	Speed	Sect-3	Speed	Laptime	Pit
1	49.254		1:34.855	116.5	26.658	116.0	2:50.767		5	45.253		1:09.811	125.7	25.673	116.0	2:20.737	
2	46.000		1:12.820	113.6	27.967	116.4	2:26.787		6	44.546		1:10.088	122.7	25.496	117.2	2:20.130	
3	45.574		1:12.760	120.3	26.579	114.2	2:24.913		7	44.295		1:09.988	120.5	In		2:36.212	P
4	46.930		1:10.947	122.5	25.882	117.2	2:23.759		8								

63 Christoph Widmer (B)							Brabham BT18A										
lap	Sect-1	Speed	Sect-2	Speed	Sect-3	Speed	Laptime	Pit	lap	Sect-1	Speed	Sect-2	Speed	Sect-3	Speed	Laptime	Pit
1	50.818		1:15.695	112.4	27.497	107.1	2:34.010		5	45.836		1:13.855	113.4	27.351	107.6	2:27.042	
2	46.588		1:15.756	112.8	27.131	106.9	2:29.475		6	45.851		1:13.101	113.2	27.102	106.6	2:26.054	
3	46.519		1:14.683	112.0	27.017	108.3	2:28.219		7	45.775		1:12.831	115.5	26.579	109.4	2:25.185	
4	45.783		1:12.826	113.7	27.112	107.8	2:25.721		8	45.235		1:13.219	112.8	26.851	107.6	2:25.305	

65 Peter Thompson (B)							Brabham BT21										
lap	Sect-1	Speed	Sect-2	Speed	Sect-3	Speed	Laptime	Pit	lap	Sect-1	Speed	Sect-2	Speed	Sect-3	Speed	Laptime	Pit
1				113.4	26.965	110.9	2:33.624		5				115.5	26.293	110.7	2:22.748	
2				114.9	27.358	108.5	2:27.712		6				115.3	26.555	109.1	2:22.632	
3				113.4	26.424	109.2	2:28.007		7				115.9	26.409	109.4	2:22.440	
4				114.7	26.413	109.2	2:23.810		8				113.2	26.728	110.2	2:25.229	

67 Nick Pancisi (CRC)							March 712										
lap	Sect-1	Speed	Sect-2	Speed	Sect-3	Speed	Laptime	Pit	lap	Sect-1	Speed	Sect-2	Speed	Sect-3	Speed	Laptime	Pit
1	47.911		1:16.875	116.1	27.069	120.0	2:31.855		6	43.128		1:10.915	127.6	24.882	123.6	2:18.925	
2	45.380		1:14.954	123.4	26.277	117.6	2:26.611		7	43.513		1:09.290	126.9	25.080	122.7	2:17.883	
3	43.401		1:11.429	120.5	26.921	118.1	2:21.751		8	43.333		1:09.449	109.7	26.426	118.1	2:19.208	
4	44.109		1:12.407	121.1	25.785	121.1	2:22.301		9	43.713		1:11.221	113.7	26.607	114.4	2:21.541	
5	43.062		1:10.096	127.3	25.865	121.8	2:19.023		10								

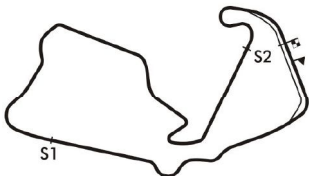
69 Gregan Thruston (B)							Brabham BT21B										
lap	Sect-1	Speed	Sect-2	Speed	Sect-3	Speed	Laptime	Pit	lap	Sect-1	Speed	Sect-2	Speed	Sect-3	Speed	Laptime	Pit
1	54.043		1:22.964	71.8	29.359	104.6	2:46.366		3	48.650		1:20.150	90.0	30.929	89.7	2:39.729	
2	1:00.159		1:19.368	108.6	28.428	104.7	2:47.955		4	1:10.100		1:51.530	59.0	In		3:52.174	P

77 Francois Derossi (B)							Chevron B17										
lap	Sect-1	Speed	Sect-2	Speed	Sect-3	Speed	Laptime	Pit	lap	Sect-1	Speed	Sect-2	Speed	Sect-3	Speed	Laptime	Pit
1	49.997		1:16.400	101.2	27.279	102.6	2:33.676		6	45.706		1:11.928	107.9	26.941	105.1	2:24.575	
2	48.196		1:13.980	109.7	27.078	105.9	2:29.254		7	45.283		1:11.408	112.0	26.966	106.6	2:23.657	
3	45.990		1:13.376	110.4	26.583	108.3	2:25.949		8	45.737		1:13.048	109.8	26.709	104.2	2:25.494	
4	45.573		1:11.966	111.5	26.597	108.0	2:24.136		9	46.278		1:30.059	70.0	In		3:00.092	P
5	44.845		1:11.735	108.6	26.747	106.1	2:23.327		10								

81 Julian Stokes (CRC)							Tecno F2										
lap	Sect-1	Speed	Sect-2	Speed	Sect-3	Speed	Laptime	Pit	lap	Sect-1	Speed	Sect-2	Speed	Sect-3	Speed	Laptime	Pit
1	50.036		1:19.293	106.0	29.590	108.0	2:38.919		4	49.329		1:20.664	116.1	27.819	113.4	2:37.812	
2	47.673		1:20.702	92.1	30.309	99.5	2:38.684		5	46.090		1:18.043	105.2	In		2:49.449	P
3	49.916		1:22.260	92.8	29.618	100.4	2:41.794		6								



**Session Start: 13:46:56 - Finish: 14:06:58**  
**Weather/Track Conditions: Cloud / Dry**  
**Circuit: Silverstone Historic Grand Prix**  
**Track Length: 5.857 Km - 3.6394 miles**

# Silverstone International Trophy - 20 - 21 May 2017

## HSCC Classic Racing Cars/Historic Formula 3

### Qualifying for Race 7 - Sector Analysis

82 Marcus Mussa (B)							Tecno F3										
lap	Sect-1	Speed	Sect-2	Speed	Sect-3	Speed	Laptime	Pit	lap	Sect-1	Speed	Sect-2	Speed	Sect-3	Speed	Laptime	Pit
1	56.530		1:23.716	89.8	30.438	103.9	2:50.684		5	48.685		1:15.075	114.5	29.091	105.4	2:32.851	
2	50.779		1:18.274	104.4	29.024	105.1	2:38.077		6	48.014		1:15.471	112.4	28.056	106.2	2:31.541	
3	49.993		1:19.589	100.9	28.753	104.2	2:38.335		7	49.295		1:15.616	112.0	27.870	106.1	2:32.781	
4	48.926		1:16.891	112.2	27.953	105.6	2:33.770		8	47.748		1:15.319	113.4	27.383	106.2	2:30.450	

85 Freddie Lillingston-Price (CRF)							Merlyn Mk11										
lap	Sect-1	Speed	Sect-2	Speed	Sect-3	Speed	Laptime	Pit	lap	Sect-1	Speed	Sect-2	Speed	Sect-3	Speed	Laptime	Pit
1	57.386		1:26.889	100.8	30.412	98.3	2:54.687		5	48.368		1:17.610	112.8	28.446	104.6	2:34.424	
2	51.730		1:22.217	98.8	30.632	104.7	2:44.579		6	48.294		1:16.230	112.6	28.690	105.2	2:33.214	
3	50.241		1:18.770	111.8	28.635	104.6	2:37.646		7	49.200		1:15.630	113.0	28.009	105.2	2:32.839	
4	48.826		1:19.633	106.5	29.782	104.9	2:38.241		8	46.411		1:15.618	112.0	28.456	106.4	2:30.485	

87 Peter Barclay (B)							Brabham BT15										
lap	Sect-1	Speed	Sect-2	Speed	Sect-3	Speed	Laptime	Pit	lap	Sect-1	Speed	Sect-2	Speed	Sect-3	Speed	Laptime	Pit
1	55.354		1:25.274	105.8	28.780	105.7	2:49.408		5	49.115		1:17.512	113.9	27.647	106.4	2:34.274	
2	50.269		1:21.224	108.4	31.100	105.7	2:42.593		6	48.867		1:17.684	111.8	28.725	105.9	2:35.276	
3	48.841		1:20.448	110.2	28.051	104.1	2:37.340		7	47.340		1:18.973	111.5	28.295	102.4	2:34.608	
4	49.370		1:19.725	112.0	28.700	100.7	2:37.795		8	49.076		1:17.475	110.4	27.543	105.2	2:34.094	

88 Michael Scott (B)							Brabham BT28										
lap	Sect-1	Speed	Sect-2	Speed	Sect-3	Speed	Laptime	Pit	lap	Sect-1	Speed	Sect-2	Speed	Sect-3	Speed	Laptime	Pit
1	50.329		1:19.132	106.5	27.659	108.2	2:37.120		5	46.714		1:15.074	114.7	26.765	106.6	2:28.553	
2	47.594		1:17.585	111.5	29.204	108.3	2:34.383		6	46.388		1:14.635	112.6	27.052	105.9	2:28.075	
3	46.807		1:19.563	108.4	27.083	109.1	2:33.453		7	46.682		1:13.850	115.5	26.725	107.6	2:27.257	
4	47.138		1:13.987	113.9	27.036	108.0	2:28.161		8	46.438		1:13.016	113.7	27.028	108.5	2:26.482	


89 Mark Pangborn (B)							Brabham BT28										
lap	Sect-1	Speed	Sect-2	Speed	Sect-3	Speed	Laptime	Pit	lap	Sect-1	Speed	Sect-2	Speed	Sect-3	Speed	Laptime	Pit
1	51.228		1:21.093	106.2	28.841	105.2	2:41.162		4	45.986		1:12.653	113.6	26.580	107.1	2:25.219	
2	49.429		1:17.352	109.7	28.040	104.6	2:34.821		5	47.851		1:12.824	113.0	26.980	105.9	2:27.655	
3	46.307		1:17.170	112.0	26.960	106.4	2:30.437		6	47.377		1:15.653	107.0	In		2:45.560	P

96 Keith Messer (B)							Vesey Ford										
lap	Sect-1	Speed	Sect-2	Speed	Sect-3	Speed	Laptime	Pit	lap	Sect-1	Speed	Sect-2	Speed	Sect-3	Speed	Laptime	Pit
1	50.916		1:20.233	109.8	27.558	108.2	2:38.707		5	51.172		1:17.523	110.7	28.131	106.4	2:36.826	
2	47.462		1:17.341	114.1	30.393	105.4	2:35.196		6	47.091		1:18.170	110.4	28.078	108.0	2:33.339	
3	47.167		1:26.680	110.9	27.411	104.6	2:41.258		7	46.882		1:15.468	112.8	27.229	107.8	2:29.579	
4	47.788		1:18.834	113.2	28.134	104.9	2:34.756		8	46.301		1:16.364	110.4	27.567	108.9	2:30.232	

99 Paul Kite (B)							Brabham BT21										
lap	Sect-1	Speed	Sect-2	Speed	Sect-3	Speed	Laptime	Pit	lap	Sect-1	Speed	Sect-2	Speed	Sect-3	Speed	Laptime	Pit
1	54.554		1:22.570	102.5	29.321	103.4	2:46.445		5	48.924		1:17.564	111.5	27.836	105.2	2:34.324	
2	48.953		1:18.853	110.0	28.574	105.6	2:36.380		6	47.769		1:17.351	110.7	27.626	105.2	2:32.746	
3	48.836		1:17.648	111.7	28.102	107.6	2:34.586		7	47.792		1:16.646	110.9	27.283	105.7	2:31.721	
4	48.540		1:18.253	113.4	29.068	105.4	2:35.861		8	47.769		1:16.394	109.7	27.360	104.4	2:31.523	

111 James Claridge (B)							Tecno F3										
lap	Sect-1	Speed	Sect-2	Speed	Sect-3	Speed	Laptime	Pit	lap	Sect-1	Speed	Sect-2	Speed	Sect-3	Speed	Laptime	Pit
1	51.077		1:17.983	106.0	29.491	109.2	2:38.551		5	44.734		1:10.831	116.5	27.319	110.2	2:22.884	
2	46.155		1:13.659	114.5	27.714	111.1	2:27.528		6	45.041		1:11.535	110.4	27.801	110.3	2:24.377	
3	45.058		1:12.109	116.7	27.163	110.0	2:24.330		7	45.154		1:11.710	105.2	In		2:38.712	P
4	45.930		1:11.296	117.3	26.995	110.9	2:24.221		8								

114 Phil Nelson (CRF)							Hawke DL2B										
lap	Sect-1	Speed	Sect-2	Speed	Sect-3	Speed	Laptime	Pit	lap	Sect-1	Speed	Sect-2	Speed	Sect-3	Speed	Laptime	Pit
1	52.377		1:19.422	107.2	28.194	103.4	2:39.993		5	48.397		1:17.668	108.1	27.608	102.9	2:33.673	
2	49.847		1:22.361	104.5	32.268	84.3	2:44.476		6	48.305		1:17.865	108.9	48.998	102.4	2:55.168	
3	53.899		1:22.232	101.1	30.410	100.4	2:46.541		7	52.587		1:17.265	109.1	27.893	104.1	2:37.745	
4	49.277		1:17.093	108.6	27.626	103.6	2:33.996		8	48.112		1:16.569	107.9	28.434	103.9	2:33.115	




**Session Start: 13:46:56 - Finish: 14:06:58**  
**Weather/Track Conditions: Cloud / Dry**  
**Circuit: Silverstone Historic Grand Prix**  
**Track Length: 5.857 Km - 3.6394 miles**

# Silverstone International Trophy - 20 - 21 May 2017

## HSCC Classic Racing Cars/Historic Formula 3

### Qualifying for Race 7 - Best Sector Times

	SECTOR 1			SECTOR 2			SECTOR 3			IDEAL / BEST LAP COMPARISON					
	NO	TIME	LAP	NO	TIME	LAP	NO	TIME	LAP	NO	NAME	BEST	IN	IDEAL	DIFF
1	67	43.062	5	14	1:08.640	7	67	24.882	6	67	Nick Pancisi	2:17.883	7	2:17.234	+0.649
2	14	43.581	5	67	1:09.290	7	61	25.496	6	14	Jonathan Milicevic	2:18.031	7	2:17.753	+0.278
3	25	44.216	5	25	1:09.428	5	14	25.532	3	5	Mark Goodyear	2:18.874	9		+
4	61	44.295	7	61	1:09.811	5	25	25.877	5	25	Andrew Hibberd	2:19.521	5	2:19.521	+0.000
5	46	44.713	7	46	1:10.712	4	9	25.907	4	61	Steve Worrad	2:20.130	6	2:19.602	+0.528
6	111	44.734	5	111	1:10.831	5	65	26.293	5	46	Steve Smith	2:22.086	7	2:21.798	+0.288
7	77	44.845	5	9	1:11.215	5	46	26.373	3	9	Robs Lamplough	2:22.260	5	2:22.260	+0.000
8	9	45.138	5	77	1:11.408	7	63	26.579	7	65	Peter Thompson	2:22.440	7		+
9	63	45.235	8	38	1:12.046	5	89	26.580	4	111	James Claridge	2:22.884	5	2:22.560	+0.324
10	10	45.257	8	26	1:12.057	6	77	26.583	3	77	Francois Derossi	2:23.327	5	2:22.836	+0.491
11	38	45.476	5	10	1:12.214	5	11	26.639	8	10	Paul Waine	2:24.208	5	2:24.140	+0.068
12	26	45.552	7	11	1:12.293	5	10	26.669	5	38	John Murphy	2:24.365	8	2:24.206	+0.159
13	11	45.860	8	89	1:12.653	4	38	26.684	8	26	Steve Seaman	2:24.713	6	2:24.472	+0.241
14	89	45.986	4	63	1:12.826	4	88	26.725	7	11	Ian Bankhurst	2:24.899	8	2:24.792	+0.107
15	81	46.090	5	88	1:13.016	8	26	26.863	6	63	Christoph Widmer	2:25.185	7	2:24.640	+0.545
16	50	46.099	8	21	1:14.388	8	111	26.995	4	89	Mark Pangborn	2:25.219	4	2:25.219	+0.000
17	96	46.301	8	50	1:14.454	4	50	27.085	4	88	Michael Scott	2:26.482	8	2:26.129	+0.353
18	88	46.388	6	34	1:14.909	3	96	27.229	7	50	Jim Timms	2:28.240	8	2:27.638	+0.602
19	85	46.411	8	82	1:15.075	5	99	27.283	7	96	Keith Messer	2:29.579	7	2:28.998	+0.581
20	21	46.527	8	6	1:15.226	6	21	27.319	7	21	Lorraine Gathercole	2:29.782	7	2:28.234	+1.548
21	6	47.005	3	96	1:15.468	7	82	27.383	8	6	Leif Bosson	2:30.195	8	2:29.728	+0.467
22	2	47.125	7	85	1:15.618	8	4	27.417	6	34	Jim Blockley	2:30.252	3	2:29.612	+0.640
23	34	47.195	2	2	1:15.726	7	6	27.497	8	82	Marcus Mussa	2:30.450	8	2:30.206	+0.244
24	87	47.340	7	99	1:16.394	8	34	27.508	3	85	Freddie Lillingston-F	2:30.485	8	2:30.038	+0.447
25	82	47.748	8	114	1:16.569	8	87	27.543	8	2	Barry Sew ell	2:30.745	7	2:30.745	+0.000
26	99	47.769	6	4	1:16.690	6	114	27.608	5	99	Paul Kite	2:31.523	8	2:31.446	+0.077
27	114	48.112	8	16	1:17.193	7	81	27.819	4	4	Mike Painter	2:32.224	6	2:32.224	+0.000
28	4	48.117	6	19	1:17.302	6	2	27.894	7	114	Phil Nelson	2:33.115	8	2:32.289	+0.826
29	19	48.211	8	87	1:17.475	8	16	27.963	5	16	Mark Linstone	2:33.718	7	2:33.530	+0.188
30	16	48.374	8	81	1:18.043	5	85	28.009	7	7	Mark Shaw	2:33.974	1		+
31	69	48.650	3	69	1:19.368	2	19	28.417	7	87	Peter Barclay	2:34.094	8	2:32.358	+1.736
32	18	51.008	6	18	1:21.800	6	69	28.428	2	19	Christopher Helliwell	2:34.366	6	2:33.930	+0.436
33	5			5			18	29.011	3	81	Julian Stokes	2:37.812	4	2:31.952	+5.860
34	7			7			5			69	Gregan Thruston	2:39.729	3	2:36.446	+3.283
35	8			8			7			18	Bill Cowing	2:42.385	6	2:41.819	+0.566
36	65			65			8			8	Michael Flewitt	2:43.806	2		+



**Session Start: 13:46:56 - Finish: 14:06:58**  
**Weather/Track Conditions: Cloud / Dry**  
**Circuit: Silverstone Historic Grand Prix**  
**Track Length: 5.857 Km - 3.6394 miles**




# Silverstone International Trophy - 20 - 21 May 2017

## HSCC Classic Racing Cars/Historic Formula 3

### Qualifying for Race 7 - Best Sector Speeds

	NO	SECTOR 1	MPH	NO	SECTOR 2	MPH	NO	SECTOR 3	MPH
1		NO SPEED TRAP		67	Nick Pancisi	127.6	67	Nick Pancisi	123.6
2				61	Steve Worrad	125.7	21	Lorraine Gathercole	118.1
3				4	Mike Painter	122.9	61	Steve Worrad	117.2
4				21	Lorraine Gathercole	121.8	9	Robs Lamplough	115.2
5				14	Jonathan Milicevic	120.5	14	Jonathan Milicevic	114.0
6				46	Steve Smith	119.6	46	Steve Smith	113.4
7				25	Andrew Hibberd	119.4	81	Julian Stokes	113.4
8				9	Robs Lamplough	119.2	4	Mike Painter	112.2
9				19	Christopher Helliwell	117.9	25	Andrew Hibberd	111.7
10				111	James Claridge	117.3	111	James Claridge	111.1
11				6	Leif Bosson	117.1	65	Peter Thompson	110.9
12				26	Steve Seaman	116.1	10	Paul Waine	110.7
13				81	Julian Stokes	116.1	26	Steve Seaman	110.0
14				65	Peter Thompson	115.9	6	Leif Bosson	109.6
15				63	Christoph Widmer	115.5	19	Christopher Helliwell	109.6
16				88	Michael Scott	115.5	63	Christoph Widmer	109.4
17				10	Paul Waine	115.1	88	Michael Scott	109.1
18				82	Marcus Mussa	114.5	96	Keith Messer	108.9
19				38	John Murphy	114.3	50	Jim Timms	108.7
20				96	Keith Messer	114.1	77	Francois Derossi	108.3
21				34	Jim Blockley	113.9	34	Jim Blockley	107.8
22				87	Peter Barclay	113.9	99	Paul Kite	107.6
23				50	Jim Timms	113.6	89	Mark Pangborn	107.1
24				89	Mark Pangborn	113.6	11	Ian Bankhurst	106.8
25				99	Paul Kite	113.4	38	John Murphy	106.8
26				11	Ian Bankhurst	113.2	85	Freddie Lillingston-Price	106.4
27				85	Freddie Lillingston-Price	113.0	87	Peter Barclay	106.4
28				77	Francois Derossi	112.0	82	Marcus Mussa	106.2
29				2	Barry Sewell	111.8	2	Barry Sewell	105.9
30				114	Phil Nelson	109.1	69	Gregan Thruston	104.7
31				69	Gregan Thruston	108.6	114	Phil Nelson	104.1
32				18	Bill Cowing	107.9	16	Mark Linstone	101.8
33				16	Mark Linstone	107.5	18	Bill Cowing	101.2
34				5	Mark Goodyear	0.0	5	Mark Goodyear	0.0
35				7	Mark Shaw	0.0	7	Mark Shaw	0.0
36				8	Michael Flewitt	0.0	8	Michael Flewitt	0.0



**Session Start: 13:46:56 - Finish: 14:06:58**  
**Weather/Track Conditions: Cloud / Dry**  
**Circuit: Silverstone Historic Grand Prix**  
**Track Length: 5.857 Km - 3.6394 miles**



## Silverstone International Trophy - 20 - 21 May 2017

### HSCC Classic Racing Cars/Historic Formula 3 Race 7 - Starting Grid - AMENDED

Sheet No:

*Start Time : 17:40 - Heat Duration : 20 Minutes*

18	36	61 Steve Worrad	35	8	Michael Flewitt
17	34	18 Bill Cowing	33	69	Gregan Thruston
16	32	81 Julian Stokes	31	19	Christ opher Helliwell
15	30	87 Pet er Barclay	29	7	Mark Shaw
14	28	16 Mark Linstone	27	114	Phil Nelson
13	26	4 Mike Paint er	25	99	Paul Kite
12	24	2 Barry Sewell	23	85	Freddie Lillingston-Price
11	22	82 Marcus Mussa	21	34	Jim Blockley
10	20	6 Leif Bosson	19	21	Lorraine Gathercole
9	18	96 Keith Messer	17	50	Jim Timms
8	16	88 Michael Scott	15	89	Mark Pangborn
7	14	63 Christ oph Widmer	13	11	Ian Bankhurst
6	12	26 Steve Seaman	11	38	John Murphy
5	10	10 Paul Waine	9	77	Francois Derossi
4	8	111 James Claridge	7	65	Peter Thompson
3	6	9 Robs Lamplough	5	46	Steve Smith
2	4	25 Andrew Hibberd	3	5	Mark Goodyear
1	2	14 Jonathan Milicevic	1	67	Nick Pancisi

Pole Left

ROW

Car 61 to start race from pit lane follow ing first starting lap.

*Circuit: Silverstone Historic Grand Prix  
Track Length: 5.857 Km - 3.6394 miles*

These results are provisional until the conclusion of any judicial and technical matters.

Clerk of the Course:

Julian Floyd

Timekeeper:

Nick Palmer

Issued at:

## Silverstone International Trophy - 20 - 21 May 2017

### HSCC Classic Racing Cars/Historic Formula 3

#### Race 7 - Classification

Sheet No:

POS	NO	DRIVER/S	CLASS	CLASS POS	CAR MAKE / MODEL	TIME	LAPS	GAP	DIFF	MPH	BEST	ON
1	5	Mark Goodyear	CRG	1	Lotus 59	15:19.344	5	-- 5 laps --		71.25	2:52.122	4
2	9	Robb Lamplough	CRC	1	Winkelmann WDB2	15:29.246	5	9.902	9.902	70.49	2:55.134	4
3	14	Jonathan Milicevic	B	1	Brabham BT21B	15:36.752	5	17.408	7.506	69.93	2:58.239	4
4	67	Nick Pancisi	CRC	2	March 712	15:39.617	5	20.273	2.865	69.72	2:59.009	5
5	25	Andrew Hibberd	B	2	Brabham BT18	15:41.103	5	21.759	1.486	69.61	2:59.788	4
6	81	Julian Stokes	CRC	3	Tecno F2	15:43.318	5	23.974	2.215	69.44	2:50.444	5
7	38	John Murphy	CRF	1	Merlyn Mk20A	15:45.189	5	25.845	1.871	69.30	2:53.058	5
8	46	Steve Smith	B	3	Chevron B15	16:15.866	5	56.522	30.677	67.13	3:04.647	3
9	63	Christoph Widmer	B	4	Brabham BT18A	16:30.728	5	1:11.384	14.862	66.12	3:11.026	2
10	89	Mark Pangborn	B	5	Brabham BT28	16:34.635	5	1:15.291	3.907	65.86	3:07.028	5
11	88	Michael Scott	B	6	Brabham BT28	16:38.853	5	1:19.509	4.218	65.58	3:11.769	3
12	77	Francois Derossi	B	7	Chevron B17	16:39.516	5	1:20.172	0.663	65.54	3:08.351	5
13	26	Steve Seaman	B	8	Brabham BT21	16:46.930	5	1:27.586	7.414	65.06	3:12.612	3
14	34	Jim Blockley	B	9	Brabham BT21B-16	16:59.590	5	1:40.246	12.660	64.25	3:13.288	5
15	99	Paul Kite	B	10	Brabham BT21	17:05.352	5	1:46.008	5.762	63.88	3:14.638	4
16	7	Mark Shaw	CRE	1	Brabham BT6	17:12.037	5	1:52.693	6.685	63.47	3:14.921	3
17	21	Lorraine Gathercole	CRC	4	March 712	17:12.470	5	1:53.126	0.433	63.45	3:14.396	2
18	2	Barry Sewell	B	11	Lotus 41	17:12.816	5	1:53.472	0.346	63.42	3:14.115	5
19	6	Leif Bosson	B	12	Brabham BT28	17:13.921	5	1:54.577	1.105	63.36	3:16.839	5
20	16	Mark Linstone	B	13	Brabham BT21	17:14.489	5	1:55.145	0.568	63.32	3:16.891	5
21	111	James Claridge	B	14	Tecno F3	17:14.779	5	1:55.435	0.290	63.31	3:15.475	5
22	10	Paul Waive	B	15	De Sanctis F3 69	17:18.400	5	1:59.056	3.621	63.08	3:13.621	2
23	96	Keith Messer	B	16	Vesey Ford	17:21.030	5	2:01.686	2.630	62.93	3:20.068	2
24	85	Freddie Lillingston-Price	CRF	2	Merlyn Mk11	17:21.573	5	2:02.229	0.543	62.89	3:11.367	4
25	71	Alan Cook	CRF	3	Mallock Mk9	17:30.833	5	2:11.489	9.260	62.34	3:16.576	3
26	87	Peter Barclay	B	17	Brabham BT15	17:39.639	5	2:20.295	8.806	61.82	3:21.156	3
27	4	Mike Painter	CRG	2	Brabham BT16	17:52.342	5	2:32.998	12.703	61.09	3:23.831	3
28	19	Christopher Helliwell	CRB	1	Cooper T75	18:28.408	5	3:09.064	36.066	59.10	3:27.523	3

----- NOT CLASSIFIED -----

DNF 50	Jim Timms	B	Brabham BT21B	13:50.861	4	-- 4 laps --		63.08	3:14.182	2
DNF 65	Peter Thompson	B	Brabham BT21	6:50.805	2	-- 2 laps --		63.78	3:14.328	2
DNF 11	Ian Bankhurst	B	Alexis Mk8							

----- FASTEST LAP SUMMARY -----

NO	DRIVER/S	CLASS	CAR MAKE / MODEL	FASTEST LAP	ON	MPH
81	Julian Stokes	CRC	Tecno F2	2:50.444	5	76.87
5	Mark Goodyear	CRG	Lotus 59	2:52.122	4	76.12
38	John Murphy	CRF	Merlyn Mk20A	2:53.058	5	75.71
14	Jonathan Milicevic	B	Brabham BT21B	2:58.239	4	73.51
7	Mark Shaw	CRE	Brabham BT6	3:14.921	3	67.22
19	Christopher Helliwell	CRB	Cooper T75	3:27.523	3	63.13

*Session Start: 17:54:39 - Finish: 18:09:58*

*Weather/Track Conditions: Overcast / Wet*

*Circuit: Silverstone Historic Grand Prix*

*Track Length: 5.857 Km - 3.6394 miles*

These results are provisional until the conclusion of any judicial and technical matters.

Clerk of the Course:  <div style="text-align: right;">Julian Floyd</div>	Timekeeper:  <div style="text-align: right;">Nick Palmer</div>	Issued at:
--	--	------------

# Silverstone International Trophy - 20 - 21 May 2017

## HSCC Classic Racing Cars/Historic Formula 3

### Race 7 - Sector Analysis

2 Barry Sewell (B)							Lotus 41										
lap	Sect-1	Speed	Sect-2	Speed	Sect-3	Speed	Laptime	Pit	lap	Sect-1	Speed	Sect-2	Speed	Sect-3	Speed	Laptime	Pit
1			1:44.009	91.6	36.886	92.1	3:56.832		4	59.782		1:43.376	92.1	35.764	92.8	3:18.922	
2	1:02.457		1:43.421	96.1	35.978	90.7	3:21.856		5	59.345		1:38.677	102.6	36.093	91.1	3:14.115	
3	59.593		1:45.121	94.4	36.377	88.2	3:21.091		6								

4 Mike Painter (CRG)							Brabham BT16										
lap	Sect-1	Speed	Sect-2	Speed	Sect-3	Speed	Laptime	Pit	lap	Sect-1	Speed	Sect-2	Speed	Sect-3	Speed	Laptime	Pit
1			1:47.330	73.7	37.932	84.5	4:03.869		4	1:02.697		1:45.450	88.3	37.464	85.6	3:25.611	
2	1:01.232		1:55.787	81.2	37.657	89.2	3:34.676		5	1:01.271		1:45.526	92.9	37.558	82.0	3:24.355	
3	1:01.120		1:44.901	97.1	37.810	84.3	3:23.831		6								

5 Mark Goodyear (CRG)							Lotus 59										
lap	Sect-1	Speed	Sect-2	Speed	Sect-3	Speed	Laptime	Pit	lap	Sect-1	Speed	Sect-2	Speed	Sect-3	Speed	Laptime	Pit
1				52.0	44.672	67.7	3:35.429		4	52.134		1:28.098	109.5	31.890	105.4	2:52.122	
2	59.003		1:31.220	110.6	33.616	100.1	3:03.839		5	52.966		1:29.908	116.5	32.250	101.3	2:55.124	
3	53.746		1:27.548	113.4	31.536	103.9	2:52.830		6								

6 Leif Bosson (B)							Brabham BT28										
lap	Sect-1	Speed	Sect-2	Speed	Sect-3	Speed	Laptime	Pit	lap	Sect-1	Speed	Sect-2	Speed	Sect-3	Speed	Laptime	Pit
1			1:45.381	88.2	37.447	89.2	3:55.437		4	59.874		1:41.946	101.5	36.360	90.2	3:18.180	
2	1:02.185		1:46.527	100.2	36.076	88.9	3:24.788		5	1:00.128		1:40.085	105.8	36.626	90.5	3:16.839	
3	59.465		1:42.049	100.5	37.163	90.8	3:18.677		6								

7 Mark Shaw (CRE)							Brabham BT6										
lap	Sect-1	Speed	Sect-2	Speed	Sect-3	Speed	Laptime	Pit	lap	Sect-1	Speed	Sect-2	Speed	Sect-3	Speed	Laptime	Pit
1			1:47.852	75.3	37.031	86.9	4:04.067		4	59.294		1:40.669	97.7	36.187	87.3	3:16.150	
2	57.255		1:46.734	86.8	36.194	91.5	3:20.183		5	58.398		1:40.925	101.5	37.393	83.4	3:16.716	
3	58.118		1:39.965	96.0	36.838	91.3	3:14.921		6								

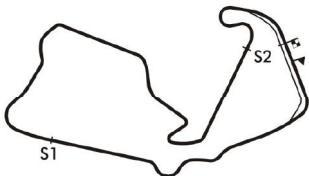
9 Robs Lamplough (CRC)							Winkelmann WDB2										
lap	Sect-1	Speed	Sect-2	Speed	Sect-3	Speed	Laptime	Pit	lap	Sect-1	Speed	Sect-2	Speed	Sect-3	Speed	Laptime	Pit
1				74.7	43.565	70.6	3:35.870		4	54.395		1:28.402	107.9	32.337	98.5	2:55.134	
2	59.504		1:32.324	112.6	32.238	100.9	3:04.066		5	55.235		1:30.253	109.3	32.432	99.2	2:57.920	
3	55.127		1:29.821	112.8	31.308	99.9	2:56.256		6								

10 Paul Waine (B)							De Sanctis F3 69										
lap	Sect-1	Speed	Sect-2	Speed	Sect-3	Speed	Laptime	Pit	lap	Sect-1	Speed	Sect-2	Speed	Sect-3	Speed	Laptime	Pit
1				85.9	41.783	68.4	3:37.480		4	56.359		1:50.748	97.0	34.873	88.5	3:21.980	
2	1:05.105		1:33.870	98.8	34.646	91.7	3:13.621		5	1:28.853		1:39.672	95.1	34.703	91.6	3:43.228	
3	57.001		1:50.647	91.8	34.443	87.7	3:22.091		6								

11 Ian Bankhurst (B)							Alexis Mk8										
lap	Sect-1	Speed	Sect-2	Speed	Sect-3	Speed	Laptime	Pit	lap	Sect-1	Speed	Sect-2	Speed	Sect-3	Speed	Laptime	Pit

14 Jonathan Milicevic (B)							Brabham BT21B										
lap	Sect-1	Speed	Sect-2	Speed	Sect-3	Speed	Laptime	Pit	lap	Sect-1	Speed	Sect-2	Speed	Sect-3	Speed	Laptime	Pit
1				55.9	44.767	66.3	3:34.863		4	54.450		1:31.287	106.2	32.502	101.0	2:58.239	
2	56.745		1:32.294	98.5	33.487	99.5	3:02.526		5	54.918		1:31.000	103.7	33.347	100.3	2:59.265	
3	55.689		1:33.231	108.9	32.939	99.3	3:01.859		6								

16 Mark Linstone (B)							Brabham BT21										
lap	Sect-1	Speed	Sect-2	Speed	Sect-3	Speed	Laptime	Pit	lap	Sect-1	Speed	Sect-2	Speed	Sect-3	Speed	Laptime	Pit
1			1:47.981	74.6	37.443	80.9	4:03.915		4	1:00.040		1:40.939	94.5	36.156	84.6	3:17.135	
2	1:02.123		1:40.035	85.9	36.127	88.5	3:18.285		5	1:00.504		1:40.026	90.7	36.361	87.2	3:16.891	
3	1:00.094		1:41.417	88.2	36.752	86.3	3:18.263		6								



**Session Start: 17:54:39 - Finish: 18:09:58**  
**Weather/Track Conditions: Overcast / Wet**  
**Circuit: Silverstone Historic Grand Prix**  
**Track Length: 5.857 Km - 3.6394 miles**

# Silverstone International Trophy - 20 - 21 May 2017

## HSCC Classic Racing Cars/Historic Formula 3

### Race 7 - Sector Analysis

19 Christopher Helliwell (CRB)							Cooper T75										
lap	Sect-1	Speed	Sect-2	Speed	Sect-3	Speed	Laptime	Pit	lap	Sect-1	Speed	Sect-2	Speed	Sect-3	Speed	Laptime	Pit
1			1:49.856	93.5	39.614	84.5	4:16.368		4	1:04.214		1:46.216	93.3	39.206	82.1	3:29.636	
2	1:05.039		1:46.412	93.9	39.200	84.0	3:30.651		5	1:06.103		1:48.076	95.2	50.051	81.9	3:44.230	
3	1:03.582		1:45.181	99.9	38.760	85.0	3:27.523		6								

21 Lorraine Gathercole (CRC)							March 712										
lap	Sect-1	Speed	Sect-2	Speed	Sect-3	Speed	Laptime	Pit	lap	Sect-1	Speed	Sect-2	Speed	Sect-3	Speed	Laptime	Pit
1			1:44.137	84.7	37.085	89.5	3:53.962		4	1:01.351		1:40.613	92.8	35.161	85.9	3:17.125	
2	58.378		1:38.669	90.7	37.349	85.0	3:14.396		5	1:01.764		1:42.671	86.0	36.332	84.9	3:20.767	
3	1:01.140		1:48.336	75.8	36.744	85.6	3:26.220		6								

25 Andrew Hibberd (B)							Brabham BT18										
lap	Sect-1	Speed	Sect-2	Speed	Sect-3	Speed	Laptime	Pit	lap	Sect-1	Speed	Sect-2	Speed	Sect-3	Speed	Laptime	Pit
1				58.6	44.862	67.9	3:35.487		4	54.467		1:31.706	110.0	33.615	95.2	2:59.788	
2	57.679		1:31.951	101.2	33.881	96.6	3:03.511		5	55.973		1:32.429	101.2	33.293	95.3	3:01.695	
3	55.394		1:31.689	108.2	33.539	96.3	3:00.622		6								

26 Steve Seaman (B)							Brabham BT21										
lap	Sect-1	Speed	Sect-2	Speed	Sect-3	Speed	Laptime	Pit	lap	Sect-1	Speed	Sect-2	Speed	Sect-3	Speed	Laptime	Pit
1				83.7	40.277	68.9	3:37.939		4	57.247		1:47.383	94.4	34.704	98.3	3:19.334	
2	1:02.808		1:36.008	84.5	34.830	96.6	3:13.646		5	57.631		1:50.005	89.6	35.763	91.2	3:23.399	
3	57.903		1:39.898	92.8	34.811	92.9	3:12.612		6								

34 Jim Blockley (B)							Brabham BT21B-16										
lap	Sect-1	Speed	Sect-2	Speed	Sect-3	Speed	Laptime	Pit	lap	Sect-1	Speed	Sect-2	Speed	Sect-3	Speed	Laptime	Pit
1			1:45.647	89.6	37.227	88.5	3:56.606		4	58.167		1:39.440	103.1	35.702	88.3	3:13.309	
2	1:03.568		1:38.334	100.2	35.293	89.6	3:17.195		5	58.818		1:38.941	101.7	35.529	87.3	3:13.288	
3	58.368		1:44.371	96.7	36.453	91.6	3:19.192		6								


38 John Murphy (CRF)							Merlyn Mk20A										
lap	Sect-1	Speed	Sect-2	Speed	Sect-3	Speed	Laptime	Pit	lap	Sect-1	Speed	Sect-2	Speed	Sect-3	Speed	Laptime	Pit
1				86.0	41.964	74.3	3:37.919		4	54.423		1:30.653	110.7	45.951	102.8	3:11.027	
2	59.645		1:31.885	107.4	32.362	100.6	3:03.892		5	52.648		1:28.907	111.1	31.503	102.3	2:53.058	
3	54.942		1:31.759	106.9	32.592	96.6	2:59.293		6								

46 Steve Smith (B)							Chevron B15										
lap	Sect-1	Speed	Sect-2	Speed	Sect-3	Speed	Laptime	Pit	lap	Sect-1	Speed	Sect-2	Speed	Sect-3	Speed	Laptime	Pit
1				73.4	44.042	73.2	3:36.129		4	59.078		1:38.582	99.9	35.628	92.5	3:13.288	
2	1:00.640		1:35.782	105.0	34.074	94.2	3:10.496		5	58.306		1:37.497	107.4	35.503	87.8	3:11.306	
3	55.581		1:34.286	97.1	34.780	92.5	3:04.647		6								

50 Jim Timms (B)							Brabham BT21B										
lap	Sect-1	Speed	Sect-2	Speed	Sect-3	Speed	Laptime	Pit	lap	Sect-1	Speed	Sect-2	Speed	Sect-3	Speed	Laptime	Pit
1			1:47.312	81.3	37.818	90.0	3:53.488		3	1:00.902		1:46.429	90.4	37.696	88.5	3:25.027	
2	58.720		1:38.176	93.6	37.286	88.2	3:14.182		4	1:01.126		1:40.476	103.6	36.562	81.7	3:18.164	

63 Christoph Widmer (B)							Brabham BT18A										
lap	Sect-1	Speed	Sect-2	Speed	Sect-3	Speed	Laptime	Pit	lap	Sect-1	Speed	Sect-2	Speed	Sect-3	Speed	Laptime	Pit
1				89.2	40.124	69.1	3:38.668		4	59.785		1:37.087	101.2	36.274	87.1	3:13.146	
2	59.675		1:36.665	102.8	34.686	92.9	3:11.026		5	59.799		1:39.612	102.1	36.457	80.9	3:15.868	
3	57.822		1:37.427	98.3	36.771	83.9	3:12.020		6								

65 Peter Thompson (B)							Brabham BT21										
lap	Sect-1	Speed	Sect-2	Speed	Sect-3	Speed	Laptime	Pit	lap	Sect-1	Speed	Sect-2	Speed	Sect-3	Speed	Laptime	Pit
1				77.7	43.382	74.6	3:36.477		2				90.0	34.920	90.8	3:14.328	



**Session Start: 17:54:39 - Finish: 18:09:58**  
**Weather/Track Conditions: Overcast / Wet**  
**Circuit: Silverstone Historic Grand Prix**  
**Track Length: 5.857 Km - 3.6394 miles**

# Silverstone International Trophy - 20 - 21 May 2017

## HSCC Classic Racing Cars/Historic Formula 3

### Race 7 - Sector Analysis

67 Nick Pancisi (CRC)							March 712										
lap	Sect-1	Speed	Sect-2	Speed	Sect-3	Speed	Laptime	Pit	lap	Sect-1	Speed	Sect-2	Speed	Sect-3	Speed	Laptime	Pit
1				55.9	44.986	67.3	3:34.847		4	53.899		1:32.405	100.2	33.487	98.3	2:59.791	
2	58.512		1:33.712	101.8	33.257	95.0	3:05.481		5	54.702		1:32.343	105.8	31.964	99.8	2:59.009	
3	55.837		1:32.060	97.7	32.592	98.2	3:00.489		6								

71 Alan Cook (CRF)							Mallock Mk9										
lap	Sect-1	Speed	Sect-2	Speed	Sect-3	Speed	Laptime	Pit	lap	Sect-1	Speed	Sect-2	Speed	Sect-3	Speed	Laptime	Pit
1			1:50.548	86.7	37.878	84.7	4:16.966		4	1:01.669		1:41.567	88.2	36.412	84.3	3:19.648	
2	1:01.247		1:41.634	94.3	36.567	87.5	3:19.448		5	1:00.116		1:41.046	91.3	37.033	88.8	3:18.195	
3	1:00.272		1:39.726	86.7	36.578	86.4	3:16.576		6								

77 Francois Derossi (B)							Chevron B17										
lap	Sect-1	Speed	Sect-2	Speed	Sect-3	Speed	Laptime	Pit	lap	Sect-1	Speed	Sect-2	Speed	Sect-3	Speed	Laptime	Pit
1				88.1	42.326	77.5	3:36.930		4	57.705		1:52.720	100.3	34.189	94.5	3:24.614	
2	59.880		1:35.810	103.2	34.416	91.5	3:10.106		5	58.139		1:36.223	100.9	33.989	96.6	3:08.351	
3	56.765		1:47.993	100.6	34.757	89.4	3:19.515		6								

81 Julian Stokes (CRC)							Tecno F2										
lap	Sect-1	Speed	Sect-2	Speed	Sect-3	Speed	Laptime	Pit	lap	Sect-1	Speed	Sect-2	Speed	Sect-3	Speed	Laptime	Pit
1			1:48.168	76.7	36.752	86.3	4:05.592		4	54.292		1:30.511	109.7	32.099	107.8	2:56.902	
2	53.433		1:30.786	100.8	32.626	101.3	2:56.845		5	51.672		1:27.422	118.8	31.350	107.3	2:50.444	
3	52.295		1:29.379	113.7	31.861	102.4	2:53.535		6								

85 Freddie Lillingston-Price (CRF)							Merlyn Mk11										
lap	Sect-1	Speed	Sect-2	Speed	Sect-3	Speed	Laptime	Pit	lap	Sect-1	Speed	Sect-2	Speed	Sect-3	Speed	Laptime	Pit
1			1:44.203	91.6	36.554	90.0	3:57.603		4	58.858		1:38.367	98.8	34.142	95.7	3:11.367	
2	1:00.759		1:37.008	92.4	34.319	89.0	3:12.086		5	59.130		1:55.214	100.0	34.917	94.9	3:29.261	
3	1:00.281		1:54.516	100.5	36.459	87.7	3:31.256		6								


87 Peter Barclay (B)							Brabham BT15										
lap	Sect-1	Speed	Sect-2	Speed	Sect-3	Speed	Laptime	Pit	lap	Sect-1	Speed	Sect-2	Speed	Sect-3	Speed	Laptime	Pit
1			1:47.656	80.7	37.386	84.6	4:05.535		4	1:02.161		1:42.061	77.5	37.753	88.4	3:21.975	
2	1:01.656		1:42.988	102.8	40.091	81.4	3:24.735		5	1:01.700		1:47.136	84.8	37.402	77.9	3:26.238	
3	1:01.317		1:41.456	86.6	38.383	83.4	3:21.156		6								

88 Michael Scott (B)							Brabham BT28										
lap	Sect-1	Speed	Sect-2	Speed	Sect-3	Speed	Laptime	Pit	lap	Sect-1	Speed	Sect-2	Speed	Sect-3	Speed	Laptime	Pit
1			1:43.299	74.5	38.511	78.0	3:44.622		4	57.977		1:40.409	93.9	35.278	91.5	3:13.664	
2	1:01.589		1:36.149	98.4	34.816	92.8	3:12.554		5	1:00.122		1:40.110	94.3	36.012	89.6	3:16.244	
3	58.134		1:38.164	93.5	35.471	92.2	3:11.769		6								

89 Mark Pangborn (B)							Brabham BT28										
lap	Sect-1	Speed	Sect-2	Speed	Sect-3	Speed	Laptime	Pit	lap	Sect-1	Speed	Sect-2	Speed	Sect-3	Speed	Laptime	Pit
1				85.3	39.425	70.9	3:39.229		4	56.578		1:41.924	97.3	34.388	92.9	3:12.890	
2	1:03.272		1:34.954	95.6	34.789	94.5	3:13.015		5	56.243		1:36.968	105.0	33.817	95.6	3:07.028	
3	1:11.770		1:35.103	88.1	35.600	92.8	3:22.473		6								

96 Keith Messer (B)							Vesey Ford										
lap	Sect-1	Speed	Sect-2	Speed	Sect-3	Speed	Laptime	Pit	lap	Sect-1	Speed	Sect-2	Speed	Sect-3	Speed	Laptime	Pit
1			1:45.549	85.8	38.170	85.2	3:54.893		4	1:01.243		1:44.128	95.9	35.840	83.9	3:21.211	
2	1:02.088		1:42.948	98.8	35.032	90.2	3:20.068		5	1:01.633		1:44.268	89.5	37.047	83.2	3:22.948	
3	1:00.395		1:45.120	93.7	36.395	88.5	3:21.910		6								

99 Paul Kite (B)							Brabham BT21										
lap	Sect-1	Speed	Sect-2	Speed	Sect-3	Speed	Laptime	Pit	lap	Sect-1	Speed	Sect-2	Speed	Sect-3	Speed	Laptime	Pit
1			1:44.768	85.4	36.086	93.2	3:58.046		4	1:00.342		1:38.450	100.3	35.846	90.1	3:14.638	
2	59.801		1:39.550	95.9	36.178	90.8	3:15.529		5	59.145		1:39.701	97.8	36.196	88.0	3:15.042	
3	1:00.307		1:44.281	81.6	37.509	91.9	3:22.097		6								



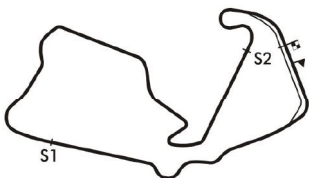
**Session Start: 17:54:39 - Finish: 18:09:58**  
**Weather/Track Conditions: Overcast / Wet**  
**Circuit: Silverstone Historic Grand Prix**  
**Track Length: 5.857 Km - 3.6394 miles**

# Silverstone International Trophy - 20 - 21 May 2017

## HSCC Classic Racing Cars/Historic Formula 3

### Race 7 - Sector Analysis

111 James Claridge (B)							Tecno F3										
Lap	Sect-1	Speed	Sect-2	Speed	Sect-3	Speed	Laptime	Pit	Lap	Sect-1	Speed	Sect-2	Speed	Sect-3	Speed	Laptime	Pit
1				82.4	42.654	72.0	3:36.654		4	1:00.067		1:40.638	85.7	36.118	94.2	3:16.823	
2	1:10.552		1:47.631	74.7	37.063	87.5	3:35.246		5	1:00.209		1:39.682	93.9	35.584	91.5	3:15.475	
3	58.999		1:54.127	84.6	37.455	84.9	3:30.581		6								




# Silverstone International Trophy - 20 - 21 May 2017

## HSCC Classic Racing Cars/Historic Formula 3

### Race 7 - Best Sector Times

	SECTOR 1			SECTOR 2			SECTOR 3			IDEAL / BEST LAP COMPARISON					
	NO	TIME	LAP	NO	TIME	LAP	NO	TIME	LAP	NO	NAME	BEST	IN	IDEAL	DIFF
1	81	51.672	5	81	1:27.422	5	9	31.308	3	81	Julian Stokes	2:50.444	5	2:50.444	+0.000
2	5	52.134	4	5	1:27.548	3	81	31.350	5	5	Mark Goodyear	2:52.122	4	2:51.218	+0.904
3	38	52.648	5	9	1:28.402	4	38	31.503	5	38	John Murphy	2:53.058	5	2:53.058	+0.000
4	67	53.899	4	38	1:28.907	5	5	31.536	3	9	Robb Lamplough	2:55.134	4	2:54.105	+1.029
5	9	54.395	4	14	1:31.000	5	67	31.964	5	14	Jonathan Milicevic	2:58.239	4	2:57.952	+0.287
6	14	54.450	4	25	1:31.689	3	14	32.502	4	67	Nick Pancisi	2:59.009	5	2:57.923	+1.086
7	25	54.467	4	67	1:32.060	3	25	33.293	5	25	Andrew Hbberd	2:59.788	4	2:59.449	+0.339
8	46	55.581	3	10	1:33.870	2	89	33.817	5	46	Steve Smith	3:04.647	3	3:03.941	+0.706
9	89	56.243	5	46	1:34.286	3	77	33.989	5	89	Mark Pangborn	3:07.028	5	3:05.014	+2.014
10	10	56.359	4	89	1:34.954	2	46	34.074	2	77	Francois Derossi	3:08.351	5	3:06.564	+1.787
11	77	56.765	3	77	1:35.810	2	85	34.142	4	63	Christoph Widmer	3:11.026	2	3:09.173	+1.853
12	26	57.247	4	26	1:36.008	2	10	34.443	3	85	Freddie Lillingston-F	3:11.367	4	3:10.008	+1.359
13	7	57.255	2	88	1:36.149	2	63	34.686	2	88	Michael Scott	3:11.769	3	3:08.942	+2.827
14	63	57.822	3	63	1:36.665	2	26	34.704	4	26	Steve Seaman	3:12.612	3	3:07.959	+4.653
15	88	57.977	4	85	1:37.008	2	88	34.816	2	34	Jim Blockley	3:13.288	5	3:11.794	+1.494
16	34	58.167	4	50	1:38.176	2	65	34.920	2	10	Paul Waine	3:13.621	2	3:04.672	+8.949
17	21	58.378	2	34	1:38.334	2	96	35.032	2	2	Barry Sew ell	3:14.115	5	3:13.786	+0.329
18	50	58.720	2	99	1:38.450	4	21	35.161	4	21	Lorraine Gathercole	3:14.396	2	3:12.208	+2.188
19	85	58.858	4	21	1:38.669	2	34	35.293	2	99	Paul Kite	3:14.638	4	3:13.441	+1.197
20	111	58.999	3	2	1:38.677	5	111	35.584	5	7	Mark Shaw	3:14.921	3	3:13.407	+1.514
21	99	59.145	5	111	1:39.682	5	2	35.764	4	111	James Claridge	3:15.475	5	3:14.265	+1.210
22	2	59.345	5	71	1:39.726	3	99	35.846	4	71	Alan Cook	3:16.576	3	3:16.254	+0.322
23	6	59.465	3	7	1:39.965	3	6	36.076	2	6	Leif Bosson	3:16.839	5	3:15.626	+1.213
24	16	1:00.040	4	16	1:40.026	5	16	36.127	2	16	Mark Linstone	3:16.891	5	3:16.193	+0.698
25	71	1:00.116	5	6	1:40.085	5	7	36.187	4	96	Keith Messer	3:20.068	2	3:18.375	+1.693
26	96	1:00.395	3	87	1:41.456	3	71	36.412	4	87	Peter Barclay	3:21.156	3	3:20.159	+0.997
27	4	1:01.120	3	96	1:42.948	2	50	36.562	4	4	Mike Painter	3:23.831	3	3:23.485	+0.346
28	87	1:01.317	3	4	1:44.901	3	87	37.386	1	19	Christopher Helliwell	3:27.523	3	3:27.523	+0.000
29	19	1:03.582	3	19	1:45.181	3	4	37.464	4	50	Jim Timms	3:14.182	2	3:13.458	+0.724
30	11			11			19	38.760	3	65	Peter Thompson	3:14.328	2		+
31	65			65			11			11	Ian Bankhurst				+



**Session Start: 17:54:39 - Finish: 18:09:58**  
**Weather/Track Conditions: Overcast / Wet**  
**Circuit: Silverstone Historic Grand Prix**  
**Track Length: 5.857 Km - 3.6394 miles**




# Silverstone International Trophy - 20 - 21 May 2017

## HSCC Classic Racing Cars/Historic Formula 3

### Race 7 - Best Sector Speeds

	NO	SECTOR 1	MPH	NO	SECTOR 2	MPH	NO	SECTOR 3	MPH
1		NO SPEED TRAP		81	Julian Stokes	118.8	81	Julian Stokes	107.8
2				5	Mark Goodyear	116.5	5	Mark Goodyear	105.4
3				9	Robs Lamplough	112.8	38	John Murphy	102.8
4				38	John Murphy	111.1	14	Jonathan Milicevic	101.0
5				25	Andrew Hibberd	110.0	9	Robs Lamplough	100.9
6				14	Jonathan Milicevic	108.9	67	Nick Pancisi	99.8
7				46	Steve Smith	107.4	26	Steve Seaman	98.3
8				6	Leif Bosson	105.8	25	Andrew Hibberd	96.6
9				67	Nick Pancisi	105.8	77	Francois Derossi	96.6
10				89	Mark Pangborn	105.0	85	Freddie Lillingston-Price	95.7
11				50	Jim Timms	103.6	89	Mark Pangborn	95.6
12				77	Francois Derossi	103.2	46	Steve Smith	94.2
13				34	Jim Blockley	103.1	111	James Claridge	94.2
14				63	Christoph Widmer	102.8	99	Paul Kite	93.2
15				87	Peter Barclay	102.8	63	Christoph Widmer	92.9
16				2	Barry Sewell	102.6	2	Barry Sewell	92.8
17				7	Mark Shaw	101.5	88	Michael Scott	92.8
18				65	Peter Thompson	100.9	10	Paul Waine	91.7
19				85	Freddie Lillingston-Price	100.5	34	Jim Blockley	91.6
20				99	Paul Kite	100.3	7	Mark Shaw	91.5
21				19	Christopher Helliwell	99.9	6	Leif Bosson	90.8
22				10	Paul Waine	98.8	65	Peter Thompson	90.8
23				96	Keith Messer	98.8	96	Keith Messer	90.2
24				88	Michael Scott	98.4	50	Jim Timms	90.0
25				4	Mike Painter	97.1	21	Lorraine Gathercole	89.5
26				16	Mark Linstone	94.5	4	Mike Painter	89.2
27				26	Steve Seaman	94.4	71	Alan Cook	88.8
28				71	Alan Cook	94.3	16	Mark Linstone	88.5
29				111	James Claridge	93.9	87	Peter Barclay	88.4
30				21	Lorraine Gathercole	92.8	19	Christopher Helliwell	85.0
31				11	Ian Bankhurst	0.0	11	Ian Bankhurst	0.0



**Session Start: 17:54:39 - Finish: 18:09:58**

**Weather/Track Conditions: Overcast / Wet**

**Circuit: Silverstone Historic Grand Prix**

**Track Length: 5.857 Km - 3.6394 miles**




# Silverstone International Trophy - 20 - 21 May 2017

## HSCC Classic Racing Cars/Historic Formula 3

### Race 7 - Best Sector Speeds

	NO	SECTOR 1	MPH	NO	SECTOR 2	MPH	NO	SECTOR 3	MPH
1		NO SPEED TRAP		81	Julian Stokes	118.8	81	Julian Stokes	107.8
2				5	Mark Goodyear	116.5	5	Mark Goodyear	105.4
3				9	Robs Lamplough	112.8	38	John Murphy	102.8
4				38	John Murphy	111.1	14	Jonathan Milicevic	101.0
5				25	Andrew Hibberd	110.0	9	Robs Lamplough	100.9
6				14	Jonathan Milicevic	108.9	67	Nick Pancisi	99.8
7				46	Steve Smith	107.4	26	Steve Seaman	98.3
8				6	Leif Bosson	105.8	25	Andrew Hibberd	96.6
9				67	Nick Pancisi	105.8	77	Francois Derossi	96.6
10				89	Mark Pangborn	105.0	85	Freddie Lillingston-Price	95.7
11				50	Jim Timms	103.6	89	Mark Pangborn	95.6
12				77	Francois Derossi	103.2	46	Steve Smith	94.2
13				34	Jim Blockley	103.1	111	James Claridge	94.2
14				63	Christoph Widmer	102.8	99	Paul Kite	93.2
15				87	Peter Barclay	102.8	63	Christoph Widmer	92.9
16				2	Barry Sewell	102.6	2	Barry Sewell	92.8
17				7	Mark Shaw	101.5	88	Michael Scott	92.8
18				65	Peter Thompson	100.9	10	Paul Waine	91.7
19				85	Freddie Lillingston-Price	100.5	34	Jim Blockley	91.6
20				99	Paul Kite	100.3	7	Mark Shaw	91.5
21				19	Christopher Helliwell	99.9	6	Leif Bosson	90.8
22				10	Paul Waine	98.8	65	Peter Thompson	90.8
23				96	Keith Messer	98.8	96	Keith Messer	90.2
24				88	Michael Scott	98.4	50	Jim Timms	90.0
25				4	Mike Painter	97.1	21	Lorraine Gathercole	89.5
26				16	Mark Linstone	94.5	4	Mike Painter	89.2
27				26	Steve Seaman	94.4	71	Alan Cook	88.8
28				71	Alan Cook	94.3	16	Mark Linstone	88.5
29				111	James Claridge	93.9	87	Peter Barclay	88.4
30				21	Lorraine Gathercole	92.8	19	Christopher Helliwell	85.0
31				11	Ian Bankhurst	0.0	11	Ian Bankhurst	0.0



**Session Start: 17:54:39 - Finish: 18:09:58**  
**Weather/Track Conditions: Overcast / Wet**  
**Circuit: Silverstone Historic Grand Prix**  
**Track Length: 5.857 Km - 3.6394 miles**

# Silverstone International Trophy - 20 - 21 May 2017

## HSCC Classic Racing Cars/Historic Formula 3

### Race 7 - Lap Chart

Lap 1			Lap 2			Lap 3			Lap 4			Lap 5		
NO	Behind	Laptime	NO	Behind	Laptime	NO	Behind	Laptime	NO	Behind	Laptime	NO	Behind	Laptime
67		3:34.847	14		3:02.526	5		2:52.830	5		2:52.122	5		2:55.124
14	0.016	3:34.863	25	1.609	3:03.511	9	4.094	2:56.256	9	7.106	2:55.134	9	9.902	2:57.920
5	0.582	3:35.429	5	1.879	3:03.839	14	7.150	3:01.859	14	13.267	2:58.239	14	17.408	2:59.265
25	0.640	3:35.487	9	2.547	3:04.066	25	7.522	3:00.622	25	15.188	2:59.788	67	20.273	2:59.009
9	1.023	3:35.870	67	2.939	3:05.481	67	8.719	3:00.489	67	16.388	2:59.791	25	21.759	3:01.695
46	1.282	3:36.129	38	4.422	3:03.892	38	9.006	2:59.293	38	27.911	3:11.027	81	23.974	2:50.444
65	1.630	3:36.477	46	9.236	3:10.496	46	19.174	3:04.647	81	28.654	2:56.902	38	25.845	2:53.058
111	1.807	3:36.654	77	9.647	3:10.106	81	23.874	2:53.535	46	40.340	3:13.288	46	56.522	3:11.306
77	2.083	3:36.930	63	12.305	3:11.026	63	29.616	3:12.020	63	50.640	3:13.146	63	1:11.384	3:15.868
10	2.633	3:37.480	65	13.416	3:14.328	26	32.099	3:12.612	88	58.389	3:13.664	89	1:15.291	3:07.028
38	3.072	3:37.919	10	13.712	3:13.621	77	34.453	3:19.515	26	59.311	3:19.334	88	1:19.509	3:16.244
26	3.092	3:37.939	26	14.196	3:13.646	88	36.847	3:11.769	89	1:03.387	3:12.890	77	1:20.172	3:08.351
63	3.821	3:38.668	89	14.855	3:13.015	10	41.094	3:22.091	77	1:06.945	3:24.614	26	1:27.586	3:23.399
89	4.382	3:39.229	88	19.787	3:12.554	89	42.619	3:22.473	10	1:10.952	3:21.980	34	1:40.246	3:13.288
88	9.775	3:44.622	81	25.048	2:56.845	50	1:00.599	3:25.027	34	1:22.082	3:13.309	99	1:46.008	3:15.042
50	18.641	3:53.488	50	30.281	3:14.182	34	1:00.895	3:19.192	99	1:26.090	3:14.638	7	1:52.693	3:16.716
21	19.115	3:53.962	21	30.969	3:14.396	21	1:02.480	3:26.220	50	1:26.641	3:18.164	21	1:53.126	3:20.767
96	20.046	3:54.893	85	32.300	3:12.086	99	1:03.574	3:22.097	21	1:27.483	3:17.125	2	1:53.472	3:14.115
6	20.590	3:55.437	111	34.511	3:35.246	96	1:04.773	3:21.910	85	1:28.092	3:11.367	6	1:54.577	3:16.839
34	21.759	3:56.606	99	36.186	3:15.529	6	1:06.804	3:18.677	7	1:31.101	3:16.150	16	1:55.145	3:16.891
2	21.985	3:56.832	34	36.412	3:17.195	7	1:07.073	3:14.921	6	1:32.862	3:18.180	111	1:55.435	3:15.475
85	22.756	3:57.603	96	37.572	3:20.068	2	1:07.681	3:21.091	16	1:33.378	3:17.135	10	1:59.056	3:43.228
99	23.199	3:58.046	2	41.299	3:21.856	16	1:08.365	3:18.263	96	1:33.862	3:21.211	96	2:01.686	3:22.948
4	29.022	4:03.869	6	42.836	3:24.788	85	1:08.847	3:31.256	2	1:34.481	3:18.922	85	2:02.229	3:29.261
16	29.068	4:03.915	16	44.811	3:18.285	111	1:10.383	3:30.581	111	1:35.084	3:16.823	71	2:11.489	3:18.195
7	29.220	4:04.067	7	46.861	3:20.183	87	1:19.328	3:21.156	71	1:48.418	3:19.648	87	2:20.295	3:26.238
87	30.688	4:05.535	87	52.881	3:24.735	71	1:20.892	3:16.576	87	1:49.181	3:21.975	4	2:32.998	3:24.355
81	30.745	4:05.592	71	59.025	3:19.448	4	1:30.278	3:23.831	4	2:03.767	3:25.611	19	3:09.064	3:44.230
19	41.521	4:16.368	4	1:01.156	3:34.676	19	1:42.444	3:27.523	19	2:19.958	3:29.636			
71	42.119	4:16.966	19	1:09.630	3:30.651									

**Session Start: 17:54:39 - Finish: 18:09:58**  
**Weather/Track Conditions: Overcast / Wet**  
**Circuit: Silverstone Historic Grand Prix**  
**Track Length: 5.857 Km - 3.6394 miles**

# Silverstone International Trophy - 20 - 21 May 2017

## Historic Formula 3 Race 13 - Starting Grid - AMENDED

Sheet No:

*Start Time : 15:49 - Heat Duration : 20 Minutes*

11			
10	20 <b>11</b> Ian Bankhurst	19	<b>87</b> Peter Barclay
9	18 <b>96</b> Keith Messer	17	<b>16</b> Mark Linstone
8	16 <b>6</b> Leif Bosson	15	<b>111</b> James Claridge
7	14 <b>99</b> Paul Kite	13	<b>65</b> Peter Thompson
6	12 <b>50</b> Jim Timms	11	<b>2</b> Barry Sewell
5	10 <b>10</b> Paul Waine	9	<b>34</b> Jim Blockley
4	8 <b>26</b> Steve Seaman	7	<b>88</b> Michael Scott
3	6 <b>63</b> Christoph Widmer	5	<b>77</b> Francois Derossi
2	4 <b>89</b> Mark Pangborn	3	<b>46</b> Steve Smith
1	2 <b>25</b> Andrew Hibberd	1	<b>14</b> Jonathan Milicevic
ROW	Pole Left		

Car 82 to start from back of grid.

*Circuit: Silverstone Historic Grand Prix  
Track Length: 5.857 Km - 3.6394 miles*

These results are provisional until the conclusion of any judicial and technical matters.

Clerk of the Course:

Julian Floyd

Timekeeper:

Nick Palmer

Issued at:

# Silverstone International Trophy - 20 - 21 May 2017

## Historic Formula 3 Race 13 - Classification

Sheet No:

POS	NO	DRIVER/S	CAR MAKE / MODEL	TIME	LAPS	GAP	DIFF	MPH	BEST	ON
1	14	Jonathan Milicevic	Brabham BT21B	20:57.916	9	-- 9 laps --		93.73	2:18.069	7
2	25	Andrew Hibberd	Brabham BT18	21:07.188	9	9.272	9.272	93.05	2:18.127	6
3	65	Peter Thompson	Brabham BT21	21:27.825	9	29.909	20.637	91.56	2:21.185	7
4	111	James Claridge	Tecno F3	21:42.204	9	44.288	14.379	90.55	2:22.881	5
5	77	Francois Derossi	Chevron B17	21:42.503	9	44.587	0.299	90.53	2:22.658	2
6	34	Jim Blockley	Brabham BT21B-16	21:44.152	9	46.236	1.649	90.41	2:22.838	7
7	88	Michael Scott	Brabham BT28	21:55.149	9	57.233	10.997	89.66	2:23.183	8
8	26	Steve Seaman	Brabham BT21	21:56.054	9	58.138	0.905	89.60	2:23.203	8
9	63	Christoph Widmer	Brabham BT18A	21:57.522	9	59.606	1.468	89.50	2:25.233	2
10	96	Keith Messer	Vesey Ford	22:10.029	9	1:12.113	12.507	88.65	2:25.872	5
11	50	Jim Timms	Brabham BT21B	22:21.566	9	1:23.650	11.537	87.89	2:27.208	2
12	6	Leif Bosson	Brabham BT28	22:27.091	9	1:29.175	5.525	87.53	2:27.002	9
13	82	Marcus Mussa	Tecno F3	22:27.735	9	1:29.819	0.644	87.49	2:27.971	5
14	99	Paul Kite	Brabham BT21	22:29.586	9	1:31.670	1.851	87.37	2:27.794	7
15	2	Barry Sewell	Lotus 41	22:54.473	9	1:56.557	24.887	85.79	2:29.395	6
16	10	Paul Waine	De Sanctis F3 69	23:13.973	9	2:16.057	19.500	84.59	2:22.793	5

----- NOT CLASSIFIED -----

DNF 46	Steve Smith	Chevron B15	16:37.255	7	-- 7 laps --		91.96	2:21.512	7	
DNF 16	Mark Linstone	Brabham BT21	17:33.050	7	55.795	55.795	87.09	2:27.853	7	
DNF 87	Peter Barclay	Brabham BT15	15:22.178	6	-- 6 laps --		16.981	85.24	2:30.867	6
DNF 11	Ian Bankhurst	Alexis Mk8	12:36.804	5	-- 5 laps --		86.56	2:24.807	2	
DNF 89	Mark Pangborn	Brabham BT28								

----- FASTEST LAP SUMMARY -----

NO	DRIVER/S	CLASS	CAR MAKE / MODEL	FASTEST LAP	ON	MPH
14	Jonathan Milicevic	B	Brabham BT21B	2:18.069	7	94.89

*Session Start: 15:55:04 - Finish: 16:16:01*  
*Weather/Track Conditions: Bright / Dry*  
*Circuit: Silverstone Historic Grand Prix*  
*Track Length: 5.857 Km - 3.6394 miles*

These results are provisional until the conclusion of any judicial and technical matters.

Clerk of the Course:  <div style="text-align: right;">Julian Floyd</div>	Timekeeper:  <div style="text-align: right;">Nick Palmer</div>	Issued at:
--	--	------------

# Silverstone International Trophy - 20 - 21 May 2017

## Historic Formula 3

### Race 13 - Sector Analysis

2 Barry Sewell (B)							Lotus 41										
Lap	Sect-1	Speed	Sect-2	Speed	Sect-3	Speed	Laptime	Pit	Lap	Sect-1	Speed	Sect-2	Speed	Sect-3	Speed	Laptime	Pit
1			1:21.308	112.4	27.924	105.9	2:40.332		6	46.906		1:15.159	113.7	27.330	104.9	2:29.395	
2	47.983		1:18.021	112.8	27.892	106.1	2:33.896		7	47.448		1:16.533	112.8	28.319	102.6	2:32.300	
3	47.857		1:17.272	112.6	27.574	105.7	2:32.703		8	47.884		1:16.042	111.8	27.738	102.6	2:31.664	
4	47.445		1:17.391	113.7	28.528	105.1	2:33.364		9	47.079		1:15.051	111.1	28.089	103.6	2:30.219	
5	47.481		1:15.645	114.5	27.474	105.6	2:30.600		10								

6 Leif Bosson (B)							Brabham BT28										
Lap	Sect-1	Speed	Sect-2	Speed	Sect-3	Speed	Laptime	Pit	Lap	Sect-1	Speed	Sect-2	Speed	Sect-3	Speed	Laptime	Pit
1			1:18.863	117.3	27.500	109.2	2:38.716		6	46.660		1:15.078	117.9	27.546	108.7	2:29.284	
2	46.744		1:14.561	119.0	27.784	110.3	2:29.089		7	46.301		1:13.919	118.4	27.122	109.6	2:27.342	
3	46.307		1:15.474	117.1	27.748	110.3	2:29.529		8	46.314		1:14.253	118.6	27.226	110.9	2:27.793	
4	46.533		1:16.825	116.7	27.363	110.5	2:30.721		9	46.313		1:13.333	116.9	27.356	108.3	2:27.002	
5	46.248		1:14.113	119.8	27.254	111.5	2:27.615		10								

10 Paul Waine (B)							De Sanctis F3 69										
Lap	Sect-1	Speed	Sect-2	Speed	Sect-3	Speed	Laptime	Pit	Lap	Sect-1	Speed	Sect-2	Speed	Sect-3	Speed	Laptime	Pit
1			1:14.708	119.0	26.839	109.2	2:32.990		6	45.498		1:12.041	117.3	26.921	108.2	2:24.460	
2	45.675		1:13.189	115.7	26.422	111.5	2:25.286		7	44.928		1:11.516	118.4	26.645	109.8	2:23.089	
3	45.026		1:11.957	115.1	26.355	109.1	2:23.338		8	46.700		1:15.482	110.6	In		2:52.071	P
4	44.873		1:11.677	115.7	26.786	109.6	2:23.336		9	Out		1:12.651	114.9	26.969	106.9	3:26.610	P
5	44.686		1:11.548	118.8	26.559	109.1	2:22.793		10								


11 Ian Bankhurst (B)							Alexis Mk8										
Lap	Sect-1	Speed	Sect-2	Speed	Sect-3	Speed	Laptime	Pit	Lap	Sect-1	Speed	Sect-2	Speed	Sect-3	Speed	Laptime	Pit
1			1:16.091	113.6	26.901	108.2	2:34.524		4	46.417		1:13.598	112.8	26.949	107.8	2:26.964	
2	45.348		1:12.830	115.9	26.629	108.5	2:24.807		5	45.514		1:17.707	102.1	In		2:42.174	P
3	47.551		1:13.815	113.4	26.969	108.7	2:28.335		6								

14 Jonathan Milicevic (B)							Brabham BT21B										
Lap	Sect-1	Speed	Sect-2	Speed	Sect-3	Speed	Laptime	Pit	Lap	Sect-1	Speed	Sect-2	Speed	Sect-3	Speed	Laptime	Pit
1			1:09.523	124.3	25.983	111.3	2:20.271		6	43.473		1:09.053	121.1	25.777	110.5	2:18.303	
2	43.876		1:10.296	120.3	25.927	111.8	2:20.099		7	43.349		1:08.840	120.9	25.880	110.2	2:18.069	
3	43.979		1:10.163	120.3	26.146	110.2	2:20.288		8	43.406		1:09.562	119.8	26.629	109.2	2:19.597	
4	44.111		1:10.131	119.6	26.119	110.9	2:20.361		9	44.477		1:11.712	119.4	26.425	109.8	2:22.614	
5	43.660		1:09.050	120.9	25.604	111.3	2:18.314		10								

16 Mark Linstone (B)							Brabham BT21										
Lap	Sect-1	Speed	Sect-2	Speed	Sect-3	Speed	Laptime	Pit	Lap	Sect-1	Speed	Sect-2	Speed	Sect-3	Speed	Laptime	Pit
1			1:17.900	112.4	27.567	105.2	2:36.223		5	46.430		1:14.565	115.7	27.178	105.9	2:28.173	
2	46.493		1:16.234	115.1	27.323	105.7	2:30.050		6	46.706		1:16.117	117.5	27.243	105.9	2:30.066	
3	46.419		1:16.201	113.6	27.715	107.6	2:30.335		7	46.431		1:14.359	116.9	27.063	108.0	2:27.853	
4	46.714		1:16.080	114.9	27.556	106.2	2:30.350		8								

25 Andrew Hibberd (B)							Brabham BT18										
Lap	Sect-1	Speed	Sect-2	Speed	Sect-3	Speed	Laptime	Pit	Lap	Sect-1	Speed	Sect-2	Speed	Sect-3	Speed	Laptime	Pit
1			1:09.660	119.4	30.888	110.3	2:25.043		6	43.206		1:08.798	115.7	26.123	108.3	2:18.127	
2	44.346		1:10.452	119.8	26.127	110.5	2:20.925		7	43.626		1:09.333	118.1	26.355	109.2	2:19.314	
3	43.916		1:09.224	119.8	26.045	110.5	2:19.185		8	44.223		1:10.988	119.9	27.468	108.7	2:22.679	
4	43.769		1:08.523	120.5	25.954	111.5	2:18.246		9	45.142		1:12.795	119.4	27.541	104.2	2:25.478	
5	43.534		1:08.495	122.0	26.162	110.5	2:18.191		10								

26 Steve Seaman (B)							Brabham BT21										
Lap	Sect-1	Speed	Sect-2	Speed	Sect-3	Speed	Laptime	Pit	Lap	Sect-1	Speed	Sect-2	Speed	Sect-3	Speed	Laptime	Pit
1			1:16.856	112.0	27.517	110.0	2:33.413		6	45.562		1:11.554	119.2	26.792	108.7	2:23.908	
2	46.273		1:15.268	118.1	26.856	109.4	2:28.397		7	45.137		1:12.732	114.7	26.934	108.9	2:24.803	
3	46.062		1:14.144	116.9	26.831	110.0	2:27.037		8	44.764		1:11.697	116.5	26.742	108.2	2:23.203	
4	46.278		1:13.763	119.2	26.777	109.6	2:26.818		9	45.405		1:11.805	114.5	26.841	107.3	2:24.051	
5	45.418		1:12.342	119.2	26.664	108.5	2:24.424		10								



**Session Start: 15:55:04 - Finish: 16:16:01**

**Weather/Track Conditions: Bright / Dry**

**Circuit: Silverstone Historic Grand Prix**

**Track Length: 5.857 Km - 3.6394 miles**

# Silverstone International Trophy - 20 - 21 May 2017

## Historic Formula 3

### Race 13 - Sector Analysis

34 Jim Blockley (B)								Brabham BT21B-16							
lap	Sect-1	Speed	Sect-2	Speed	Sect-3	Speed	Laptime Pit	lap	Sect-1	Speed	Sect-2	Speed	Sect-3	Speed	Laptime Pit
1			1:15.460	115.1	27.365	106.9	2:31.271	6	45.204		1:11.548	116.5	26.723	108.3	2:23.475
2	46.747		1:13.001	115.7	26.990	107.3	2:26.738	7	44.937		1:11.186	118.6	26.715	108.2	2:22.838
3	45.340		1:12.339	116.3	26.766	109.2	2:24.445	8	45.027		1:11.845	117.3	26.980	106.8	2:23.852
4	44.565		1:12.163	119.6	26.702	108.9	2:23.430	9				118.1	26.923	108.3	2:23.956
5	45.541		1:11.836	116.9	26.770	108.0	2:24.147	10							

46 Steve Smith (B)								Chevron B15							
lap	Sect-1	Speed	Sect-2	Speed	Sect-3	Speed	Laptime Pit	lap	Sect-1	Speed	Sect-2	Speed	Sect-3	Speed	Laptime Pit
1			1:11.716	120.5	26.817	112.0	2:24.342	5	44.678		1:11.568	120.9	26.373	111.7	2:22.619
2	44.956		1:11.008	122.7	26.020	114.8	2:21.984	6	44.607		1:10.593	121.6	26.374	112.0	2:21.574
3	44.615		1:10.896	120.5	26.584	112.0	2:22.095	7	44.632		1:10.351	120.9	26.529	110.3	2:21.512
4	45.315		1:11.242	120.3	26.572	111.7	2:23.129	8							

50 Jim Timms (B)								Brabham BT21B							
lap	Sect-1	Speed	Sect-2	Speed	Sect-3	Speed	Laptime Pit	lap	Sect-1	Speed	Sect-2	Speed	Sect-3	Speed	Laptime Pit
1			1:15.020	115.3	27.290	104.7	2:32.030	6	46.870		1:13.826	112.8	27.158	103.1	2:27.854
2	46.280		1:13.624	113.4	27.304	107.8	2:27.208	7	47.019		1:14.584	112.8	27.279	103.2	2:28.882
3	46.090		1:13.754	112.0	27.554	104.7	2:27.398	8	47.193		1:14.600	111.3	27.374	102.9	2:29.167
4	48.130		1:13.923	113.2	28.499	103.6	2:30.552	9	47.079		1:15.948	111.3	27.555	102.6	2:30.582
5	46.858		1:13.875	112.0	27.160	103.6	2:27.893	10							

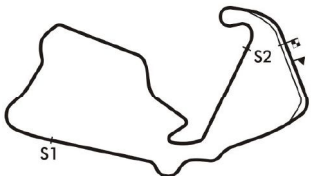
63 Christoph Widmer (B)								Brabham BT18A							
lap	Sect-1	Speed	Sect-2	Speed	Sect-3	Speed	Laptime Pit	lap	Sect-1	Speed	Sect-2	Speed	Sect-3	Speed	Laptime Pit
1			1:12.755	114.7	27.083	107.6	2:26.996	6	45.828		1:12.383	114.3	27.157	105.7	2:25.368
2	45.606		1:12.484	114.5	27.143	106.4	2:25.233	7	46.372		1:13.187	113.9	27.175	105.1	2:26.734
3	45.784		1:12.878	112.6	27.028	105.7	2:25.690	8	46.346		1:13.756	113.0	27.188	104.9	2:27.290
4	46.093		1:15.026	113.6	27.246	109.6	2:28.365	9	46.548		1:12.890	114.5	27.119	105.6	2:26.557
5	45.453		1:12.802	115.7	27.034	106.2	2:25.289	10							

65 Peter Thompson (B)								Brabham BT21							
lap	Sect-1	Speed	Sect-2	Speed	Sect-3	Speed	Laptime Pit	lap	Sect-1	Speed	Sect-2	Speed	Sect-3	Speed	Laptime Pit
1				118.1	26.516	111.5	2:27.379	6				119.4	26.348	109.8	2:21.244
2				117.3	26.471	110.3	2:22.457	7				120.3	26.529	109.6	2:21.185
3				116.5	26.518	109.1	2:22.825	8				116.1	26.785	108.2	2:23.645
4				117.1	26.347	110.0	2:22.229	9				116.1	26.854	103.6	2:25.222
5				119.4	26.473	108.9	2:21.639	10							

77 Francois Derossi (B)								Chevron B17							
lap	Sect-1	Speed	Sect-2	Speed	Sect-3	Speed	Laptime Pit	lap	Sect-1	Speed	Sect-2	Speed	Sect-3	Speed	Laptime Pit
1			1:12.262	112.0	26.846	107.3	2:25.334	6	45.704		1:12.516	112.4	26.832	103.9	2:25.052
2	45.219		1:10.953	115.1	26.486	105.7	2:22.658	7	46.223		1:12.195	110.0	26.922	103.6	2:25.340
3	44.912		1:14.317	112.2	26.757	105.1	2:25.986	8	45.747		1:11.773	114.9	26.790	108.3	2:24.310
4	45.298		1:12.267	110.9	26.809	104.1	2:24.374	9	45.616		1:11.989	114.1	26.535	108.9	2:24.140
5	46.196		1:12.270	112.6	26.843	103.7	2:25.309	10							

82 Marcus Mussa (B)								Tecno F3							
lap	Sect-1	Speed	Sect-2	Speed	Sect-3	Speed	Laptime Pit	lap	Sect-1	Speed	Sect-2	Speed	Sect-3	Speed	Laptime Pit
1			1:17.139	112.8	28.034	108.5	2:37.068	6	46.990		1:14.060	114.7	27.262	105.7	2:28.312
2	46.924		1:15.159	115.3	27.386	109.4	2:29.469	7	46.957		1:14.139	113.0	27.642	105.6	2:28.738
3	46.182		1:16.047	112.8	27.608	106.8	2:29.837	8	46.916		1:13.909	113.9	27.552	106.4	2:28.377
4	46.935		1:15.841	113.6	27.199	106.4	2:29.975	9	47.188		1:13.626	116.7	27.174	107.8	2:27.988
5	46.884		1:13.732	114.7	27.355	106.2	2:27.971	10							

87 Peter Barclay (B)								Brabham BT15							
lap	Sect-1	Speed	Sect-2	Speed	Sect-3	Speed	Laptime Pit	lap	Sect-1	Speed	Sect-2	Speed	Sect-3	Speed	Laptime Pit
1			1:19.201	110.7	28.622	102.9	2:41.128	4	47.503		1:17.883	112.2	27.916	105.7	2:33.302
2	47.226		1:16.564	113.7	28.610	105.9	2:32.400	5	47.172		1:16.742	113.0	27.985	105.2	2:31.899
3	47.770		1:17.204	112.0	27.608	106.1	2:32.582	6	47.209		1:15.655	116.1	28.003	105.9	2:30.867



**Session Start: 15:55:04 - Finish: 16:16:01**  
**Weather/Track Conditions: Bright / Dry**  
**Circuit: Silverstone Historic Grand Prix**  
**Track Length: 5.857 Km - 3.6394 miles**

# Silverstone International Trophy - 20 - 21 May 2017

## Historic Formula 3

### Race 13 - Sector Analysis


88 Michael Scott (B)							Brabham BT28										
lap	Sect-1	Speed	Sect-2	Speed	Sect-3	Speed	Laptime	Pit	lap	Sect-1	Speed	Sect-2	Speed	Sect-3	Speed	Laptime	Pit
1			1:20.439	112.0	26.685	110.2	2:34.991		6	45.421		1:12.582	116.9	26.456	107.8	2:24.459	
2	45.523		1:13.819	116.1	26.770	109.6	2:26.112		7	45.253		1:12.842	115.3	26.508	107.3	2:24.603	
3	45.635		1:13.974	116.9	26.500	110.3	2:26.109		8	44.969		1:11.915	117.9	26.299	109.2	2:23.183	
4	46.285		1:13.980	115.3	26.742	108.2	2:27.007		9	45.712		1:11.916	114.7	26.386	108.3	2:24.014	
5	45.229		1:13.148	115.9	26.294	108.2	2:24.671		10								

89 Mark Pangborn (B)							Brabham BT28										
lap	Sect-1	Speed	Sect-2	Speed	Sect-3	Speed	Laptime	Pit	lap	Sect-1	Speed	Sect-2	Speed	Sect-3	Speed	Laptime	Pit

96 Keith Messer (B)							Vesey Ford										
lap	Sect-1	Speed	Sect-2	Speed	Sect-3	Speed	Laptime	Pit	lap	Sect-1	Speed	Sect-2	Speed	Sect-3	Speed	Laptime	Pit
1			1:17.207	113.4	28.042	108.0	2:36.770		6	46.299		1:13.366	115.9	26.614	108.0	2:26.279	
2	46.005		1:14.975	115.3	26.853	108.0	2:27.833		7	46.433		1:12.846	115.5	26.884	107.6	2:26.163	
3	45.835		1:13.656	115.1	26.841	107.8	2:26.332		8	45.978		1:13.672	114.7	26.779	106.9	2:26.429	
4	45.629		1:13.251	116.9	27.444	105.4	2:26.324		9	47.242		1:13.961	114.7	26.824	107.8	2:28.027	
5	46.184		1:12.998	115.1	26.690	107.6	2:25.872		10								

99 Paul Kite (B)							Brabham BT21										
lap	Sect-1	Speed	Sect-2	Speed	Sect-3	Speed	Laptime	Pit	lap	Sect-1	Speed	Sect-2	Speed	Sect-3	Speed	Laptime	Pit
1			1:17.721	109.8	27.895	106.1	2:36.631		6	46.833		1:14.449	114.3	26.885	106.4	2:28.167	
2	46.894		1:16.179	114.9	27.486	105.7	2:30.559		7	46.342		1:14.668	115.7	26.784	107.1	2:27.794	
3	46.679		1:15.737	113.6	28.035	108.7	2:30.451		8	46.743		1:14.326	113.4	27.064	104.9	2:28.133	
4	46.879		1:16.077	111.8	27.804	107.1	2:30.760		9	46.486		1:14.252	112.0	27.122	99.2	2:27.860	
5	48.383		1:13.810	113.4	27.038	104.7	2:29.231		10								

111 James Claridge (B)							Tecno F3										
lap	Sect-1	Speed	Sect-2	Speed	Sect-3	Speed	Laptime	Pit	lap	Sect-1	Speed	Sect-2	Speed	Sect-3	Speed	Laptime	Pit
1			1:14.358	118.1	27.142	110.3	2:31.870		6	44.662		1:11.671	119.0	27.173	108.5	2:23.506	
2	45.756		1:11.868	117.7	27.158	109.2	2:24.782		7	44.838		1:11.911	119.6	27.151	109.6	2:23.900	
3	44.845		1:11.351	117.5	27.008	110.0	2:23.204		8	44.911		1:11.556	118.1	27.156	108.3	2:23.623	
4	44.704		1:12.339	116.7	27.240	108.9	2:24.283		9	45.401		1:11.741	117.5	27.013	108.9	2:24.155	
5	44.944		1:11.194	119.2	26.743	108.9	2:22.881		10								



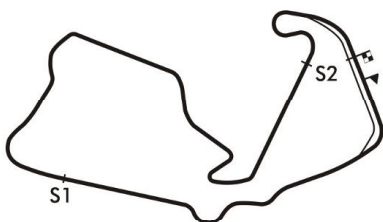
**Session Start: 15:55:04 - Finish: 16:16:01**  
**Weather/Track Conditions: Bright / Dry**  
**Circuit: Silverstone Historic Grand Prix**  
**Track Length: 5.857 Km - 3.6394 miles**

# Silverstone International Trophy - 20 - 21 May 2017

## Historic Formula 3

### Race 13 - Best Sector Times

	SECTOR 1			SECTOR 2			SECTOR 3			IDEAL / BEST LAP COMPARISON					
	NO	TIME	LAP	NO	TIME	LAP	NO	TIME	LAP	NO	NAME	BEST	IN	IDEAL	DIFF
1	25	43.206	6	25	1:08.495	5	14	25.604	5	14	Jonathan Milicevic	2:18.069	7	2:17.793	+0.276
2	14	43.349	7	14	1:08.840	7	25	25.954	4	25	Andrew Hibberd	2:18.127	6	2:17.655	+0.472
3	34	44.565	4	46	1:10.351	7	46	26.020	2	65	Peter Thompson	2:21.185	7		+
4	46	44.607	6	77	1:10.953	2	88	26.294	5	77	Francois Derossi	2:22.658	2	2:22.351	+0.307
5	111	44.662	6	34	1:11.186	7	65	26.347	4	10	Paul Waine	2:22.793	5	2:22.557	+0.236
6	10	44.686	5	111	1:11.194	5	10	26.355	3	34	Jim Blockley	2:22.838	7	2:22.453	+0.385
7	26	44.764	8	10	1:11.516	7	77	26.486	2	111	James Claridge	2:22.881	5	2:22.599	+0.282
8	77	44.912	3	26	1:11.554	6	96	26.614	6	88	Michael Scott	2:23.183	8	2:23.178	+0.005
9	88	44.969	8	88	1:11.915	8	11	26.629	2	26	Steve Seaman	2:23.203	8	2:22.982	+0.221
10	11	45.348	2	63	1:12.383	6	26	26.664	5	63	Christoph Widmer	2:25.233	2	2:24.864	+0.369
11	63	45.453	5	11	1:12.830	2	34	26.702	4	96	Keith Messer	2:25.872	5	2:25.089	+0.783
12	96	45.629	4	96	1:12.846	7	111	26.743	5	6	Leif Bosson	2:27.002	9	2:26.703	+0.299
13	50	46.090	3	6	1:13.333	9	99	26.784	7	50	Jim Timms	2:27.208	2	2:26.872	+0.336
14	82	46.182	3	50	1:13.624	2	63	27.028	3	99	Paul Kite	2:27.794	7	2:26.936	+0.858
15	6	46.248	5	82	1:13.626	9	16	27.063	7	82	Marcus Mussa	2:27.971	5	2:26.982	+0.989
16	99	46.342	7	99	1:13.810	5	6	27.122	7	2	Barry Sew ell	2:29.395	6	2:29.287	+0.108
17	16	46.419	3	16	1:14.359	7	50	27.158	6	46	Steve Smith	2:21.512	7	2:20.978	+0.534
18	87	46.887	7	2	1:15.051	9	82	27.174	9	11	Ian Bankhurst	2:24.807	2	2:24.807	+0.000
19	2	46.906	6	87	1:15.215	7	2	27.330	6	16	Mark Linstone	2:27.853	7	2:27.841	+0.012
20	65			65			87	27.608	3	87	Peter Barclay	2:30.867	6	2:29.710	+1.157
21	89			89			89			89	Mark Pangborn				+



**Session Start: 15:55:04 - Finish: 16:16:01**  
**Weather/Track Conditions: Bright / Dry**  
**Circuit: Silverstone Historic Grand Prix**  
**Track Length: 5.857 Km - 3.6394 miles**



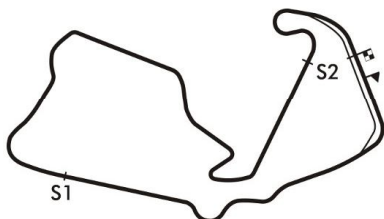


# Silverstone International Trophy - 20 - 21 May 2017

## Historic Formula 3

### Race 13 - Best Sector Speeds

	NO	SECTOR 1	MPH	NO	SECTOR 2	MPH	NO	SECTOR 3	MPH
1		NO SPEED TRAP		14	Jonathan Milicevic	124.3	46	Steve Smith	114.8
2				46	Steve Smith	122.7	14	Jonathan Milicevic	111.8
3				25	Andrew Hibberd	122.0	6	Leif Bosson	111.5
4				65	Peter Thompson	120.3	10	Paul Waine	111.5
5				6	Leif Bosson	119.8	25	Andrew Hibberd	111.5
6				34	Jim Blockley	119.6	65	Peter Thompson	111.5
7				111	James Claridge	119.6	88	Michael Scott	110.3
8				26	Steve Seaman	119.2	111	James Claridge	110.3
9				10	Paul Waine	119.0	26	Steve Seaman	110.0
10				88	Michael Scott	117.9	63	Christoph Widmer	109.6
11				16	Mark Linstone	117.5	82	Marcus Mussa	109.4
12				96	Keith Messer	116.9	34	Jim Blockley	109.2
13				82	Marcus Mussa	116.7	77	Francois Derossi	108.9
14				87	Peter Barclay	116.1	11	Ian Bankhurst	108.7
15				11	Ian Bankhurst	115.9	99	Paul Kite	108.7
16				63	Christoph Widmer	115.7	16	Mark Linstone	108.0
17				99	Paul Kite	115.7	96	Keith Messer	108.0
18				50	Jim Timms	115.3	50	Jim Timms	107.8
19				77	Francois Derossi	115.1	2	Barry Sew ell	106.1
20				2	Barry Sew ell	114.5	87	Peter Barclay	106.1
21				89	Mark Pangborn	0.0	89	Mark Pangborn	0.0



**Session Start: 15:55:04 - Finish: 16:16:01**  
**Weather/Track Conditions Bright / Dry**  
**Circuit: Silverstone Historic Grand Prix**  
**Track Length: 5.857 Km - 3.6394 miles**

# Silverstone International Trophy - 20 - 21 May 2017

## Historic Formula 3

### Race 13 - Lap Chart

Lap 1			Lap 2			Lap 3			Lap 4			Lap 5			Lap 6		
NO	Behind	Laptime	NO	Behind	Laptime	NO	Behind	Laptime	NO	Behind	Laptime	NO	Behind	Laptime	NO	Behind	Laptime
14		2:20.271	14		2:20.099	14		2:20.288	14		2:20.361	14		2:18.314	14		2:18.303
46	4.071	2:24.342	25	5.598	2:20.925	25	4.495	2:19.185	25	2.380	2:18.246	25	2.257	2:18.191	25	2.081	2:18.127
25	4.772	2:25.043	46	5.956	2:21.984	46	7.763	2:22.095	46	10.531	2:23.129	46	14.836	2:22.619	46	18.107	2:21.574
77	5.063	2:25.334	77	7.622	2:22.658	65	12.003	2:22.825	65	13.871	2:22.229	65	17.196	2:21.639	65	20.137	2:21.244
63	6.725	2:26.996	65	9.466	2:22.457	77	13.320	2:25.986	77	17.333	2:24.374	77	24.328	2:25.309	77	31.077	2:25.052
65	7.108	2:27.379	63	11.859	2:25.233	63	17.261	2:25.690	111	23.120	2:24.283	111	27.687	2:22.881	111	32.890	2:23.506
34	11.000	2:31.271	111	16.282	2:24.782	111	19.198	2:23.204	10	23.931	2:23.336	10	28.410	2:22.793	10	34.567	2:24.460
111	11.599	2:31.870	34	17.639	2:26.738	10	20.956	2:23.338	34	24.865	2:23.430	34	30.698	2:24.147	34	35.870	2:23.475
50	11.759	2:32.030	10	17.906	2:25.286	34	21.796	2:24.445	63	25.265	2:28.365	63	32.240	2:25.289	63	39.305	2:25.368
10	12.719	2:32.990	50	18.868	2:27.208	50	25.978	2:27.398	88	33.200	2:27.007	88	39.557	2:24.671	88	45.713	2:24.459
26	13.142	2:33.413	11	18.961	2:24.807	88	26.554	2:26.109	11	33.611	2:26.964	26	40.756	2:24.424	26	46.361	2:23.908
11	14.253	2:34.524	88	20.733	2:26.112	11	27.008	2:28.335	26	34.646	2:26.818	96	43.798	2:25.872	96	51.774	2:26.279
88	14.720	2:34.991	26	21.440	2:28.397	26	28.189	2:27.037	50	36.169	2:30.552	50	45.748	2:27.893	50	55.299	2:27.854
16	15.952	2:36.223	96	24.233	2:27.833	96	30.277	2:26.332	96	36.240	2:26.324	82	54.987	2:27.971	82	1:04.996	2:28.312
99	16.360	2:36.631	16	25.903	2:30.050	82	35.716	2:29.837	82	45.330	2:29.975	16	55.798	2:28.173	6	1:07.318	2:29.284
96	16.499	2:36.770	82	26.167	2:29.469	16	35.950	2:30.335	16	45.939	2:30.350	6	56.337	2:27.615	16	1:07.561	2:30.066
82	16.797	2:37.068	99	26.820	2:30.559	6	36.676	2:29.529	6	47.036	2:30.721	11	57.471	2:42.174	99	1:08.163	2:28.167
6	18.445	2:38.716	6	27.435	2:29.089	99	36.983	2:30.451	99	47.382	2:30.760	99	58.299	2:29.231	2	1:22.654	2:29.395
2	20.061	2:40.332	87	33.158	2:32.400	87	45.452	2:32.582	87	58.393	2:33.302	2	1:11.562	2:30.600	87	1:24.542	2:30.867
87	20.857	2:41.128	2	33.858	2:33.896	2	46.273	2:32.703	2	59.276	2:33.364	87	1:11.978	2:31.899			

**Session Start: 15:55:04 - Finish: 16:16:01**  
**Weather/Track Conditions Bright / Dry**  
**Circuit: Silverstone Historic Grand Prix**  
**Track Length: 5.857 Km - 3.6394 miles**

# Silverstone International Trophy - 20 - 21 May 2017

## Historic Formula 3

### Race 13 - Lap Chart

Lap 7			Lap 8			Lap 9		
NO	Behind	Laptime	NO	Behind	Laptime	NO	Behind	Laptime
14		2:18.069	14		2:19.597	14		2:22.614
25	3.326	2:19.314	25	6.408	2:22.679	25	9.272	2:25.478
46	21.550	2:21.512	65	27.301	2:23.645	65	29.909	2:25.222
65	23.253	2:21.185	111	42.747	2:23.623	111	44.288	2:24.155
77	38.348	2:25.340	77	43.061	2:24.310	77	44.587	2:24.140
111	38.721	2:23.900	34	44.894	2:23.852	34	46.236	2:23.956
10	39.587	2:23.089	63	55.663	2:27.290	88	57.233	2:24.014
34	40.639	2:22.838	88	55.833	2:23.183	26	58.138	2:24.051
63	47.970	2:26.734	26	56.701	2:23.203	63	59.606	2:26.557
88	52.247	2:24.603	96	1:06.700	2:26.429	96	1:12.113	2:28.027
26	53.095	2:24.803	10	1:12.061	2:52.071	50	1:23.650	2:30.582
96	59.868	2:26.163	50	1:15.682	2:29.167	6	1:29.175	2:27.002
50	1:06.112	2:28.882	82	1:24.445	2:28.377	82	1:29.819	2:27.988
82	1:15.665	2:28.738	6	1:24.787	2:27.793	99	1:31.670	2:27.860
6	1:16.591	2:27.342	99	1:26.424	2:28.133	2	1:56.557	2:30.219
16	1:17.345	2:27.853	2	1:48.952	2:31.664	10	2:16.057	3:26.610
99	1:17.888	2:27.794						
2	1:36.885	2:32.300						

Session Start: 15:55:04 - Finish: 16:16:01  
Weather/Track Conditions: Bright / Dry  
Circuit: Silverstone Historic Grand Prix  
Track Length: 5.857 Km - 3.6394 miles