



**CadwellPark**

# Historic Sports Car Club

## Cadwell Park Wolds Trophy

**Saturday 17<sup>th</sup> – Sunday 18<sup>th</sup> June 2017**



Timing & Results by MST SYSTEMS Ltd.  
[www.mstworld.com](http://www.mstworld.com)

© MST SYSTEMS Ltd. 2017

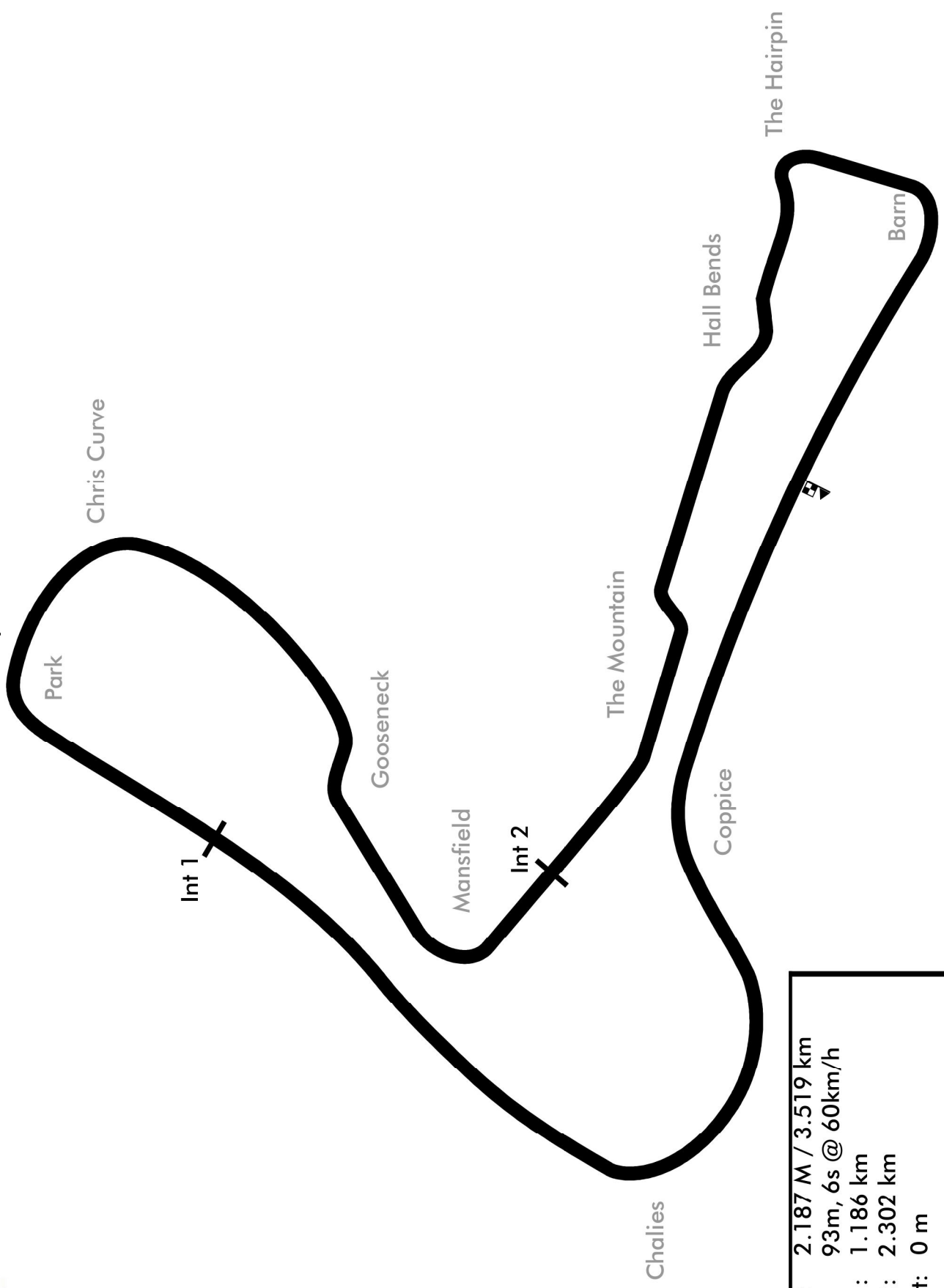
The Haysfield, Spring Lane North, Malvern, Worcestershire WR14 1GF  
tel: +44 (0)1684 560614 email: [motorsport@mstworld.com](mailto:motorsport@mstworld.com)



# Cadwell Park Circuit

Louth, Lincolnshire LN11 9SE

[www.cadwellpark.co.uk](http://www.cadwellpark.co.uk)



Circuit Length:	2.187 M / 3.519 km
Pit Lane:	93m, 6s @ 60km/h
Intermediate 1:	1.186 km
Intermediate 2:	2.302 km
Start line offset:	0 m

# Cadwell Park 'Wolds Trophy' Historic Race Meeting - 17 - 18 Jun 2017

## HSCC Historic Formula 3 for the Justin Haler Trophy Qualifying for Race 6 - Classification

Sheet No:

POS	NO	DRIVER/S	CLASS		CAR MAKE / MODEL	TIME	ON	LAPS	GAP	DIFF	MPH
			CLASS	POS							
1	14	Jonathan Milicevic	B	1	Brabham BT21B	1:34.800	3	7			83.04
2	77	Francois Derossi	B	2	Chevron B17	1:37.161	5	9	2.361	2.361	81.02
3	25	Andrew Hibberd	B	3	Brabham BT18	1:37.269	8	9	2.469	0.108	80.93
4	63	Christoph Widmer	B	4	Brabham BT18A	1:37.620	7	9	2.820	0.351	80.64
5	65	Peter Thompson	B	5	Brabham BT21	1:38.472	8	9	3.672	0.852	79.94
6	51	Peter Needham	B	6	March 703	1:38.914	8	8	4.114	0.442	79.58
7	111	James Claridge	B	7	Tecno F3	1:39.137	8	9	4.337	0.223	79.40
8	88	Michael Scott	B	8	Brabham BT28	1:39.324	8	8	4.524	0.187	79.25
9	99	Paul Kite	I	1	Brabham BT21	1:39.391	8	9	4.591	0.067	79.20
10	10	Paul Waine	B	9	De Sanctis F3 69	1:39.427	5	6	4.627	0.036	79.17
11	34	Jim Blockley	B	10	Brabham BT21B	1:39.695	8	9	4.895	0.268	78.96
12	6	Leif Bosson	B	11	Brabham BT28	1:39.958	6	9	5.158	0.263	78.75
13	20	Thierry Gallo	B	12	Tecno F3	1:40.190	9	9	5.390	0.232	78.57
14	96	Keith Messer	B	13	Vesey Ford	1:42.726	6	9	7.926	2.536	76.63
15	16	Mark Linstone	B	14	Brabham BT21B	1:43.374	4	4	8.574	0.648	76.15
16	57	Simon Haughton	B	15	Chevron B15	1:43.611	4	4	8.811	0.237	75.97
17	50	Jim Timms	B	16	Brabham BT21B	1:43.673	7	8	8.873	0.062	75.93
18	89	Maurice Slotine	B	17	Merlyn Mk14A	1:44.169	6	9	9.369	0.496	75.57
19	19	Peter Froude	B	18	Tecno F3	1:44.661	7	8	9.861	0.492	75.21
20	9	Andrew Tart	B	19	Merlyn Mk9	1:44.948	8	8	10.148	0.287	75.01
21	56	John Counsell	B	20	Lotus 59	1:46.016	8	8	11.216	1.068	74.25
22	4	Andrew Thorpe	B	21	Lotus 31	1:46.161	7	7	11.361	0.145	74.15
23	44	Peter Hamilton	B	22	Tecno	1:46.174	8	8	11.374	0.013	74.14
24	35	Bert Smeets	B	23	Chevron B17	1:47.468	8	8	12.668	1.294	73.25
25	69	Gregan Thruston	B	24	Brabham BT21B	1:47.566	2	3	12.766	0.098	73.18
26	24	Jon Waggitt	B	25	Chevron B15	1:49.333	1	1	14.533	1.767	72.00
27	52	Kim Shearn	B	26	Penny Ford PF1	1:50.591	7	7	15.791	1.258	71.18

Session Start: 10:48:25 - Finish: 11:03:27

Weather/Track Conditions: Sun/Dry

Circuit: Cadwell Park

Track Length: 3.519 Km - 2.1866 miles

These results are provisional until the conclusion of any judicial and technical matters.

Clerk of the Course:  <div style="text-align: right;">Julian Floyd</div>	Timekeeper:  <div style="text-align: right;">Nick Palmer</div>	Issued at:
--	--	------------

# Cadwell Park 'Wolds Trophy' Historic Race Meeting - 17 - 18 Jun 2017

## HSCC Historic Formula 3 for the Justin Haler Trophy

### Qualifying for Race 6 - Sector Analysis

4 Andrew Thorpe (B)							Lotus 31										
lap	Sect-1	Speed	Sect-2	Speed	Sect-3	Speed	Laptime	Pit	lap	Sect-1	Speed	Sect-2	Speed	Sect-3	Speed	Laptime	Pit
1	38.365	88.0	42.958		45.094	98.4	2:06.417		5	29.342	109.1	34.625		45.398	93.5	1:49.365	
2	30.532	108.6	36.042		43.182	98.7	1:49.756		6	32.864	83.7	36.813		43.109	98.9	1:52.786	
3	35.989	110.6	35.348		42.816	98.6	1:54.153		7	29.259	109.3	34.543		42.359	100.0	1:46.161	
4	29.504	109.5	34.574		42.640	98.0	1:46.718		8								

6 Leif Bosson (B)							Brabham BT28										
lap	Sect-1	Speed	Sect-2	Speed	Sect-3	Speed	Laptime	Pit	lap	Sect-1	Speed	Sect-2	Speed	Sect-3	Speed	Laptime	Pit
1	30.681	107.2	34.680		42.166	99.5	1:47.527		6	27.880	111.7	31.927		40.151	100.9	1:39.958	
2	28.184	112.8	33.076		40.298	101.6	1:41.558		7	27.812	111.7	32.749		41.049	99.3	1:41.610	
3	28.120	111.5	33.180		40.411	100.0	1:41.711		8	27.986	110.6	32.298		40.518	101.3	1:40.802	
4	27.696	110.9	32.209		40.436	99.5	1:40.341		9	28.955	109.8	33.085		40.708	99.2	1:42.748	
5	27.848	110.9	33.372		40.652	100.0	1:41.872		10								

9 Andrew Tart (B)							Merlyn Mk9										
lap	Sect-1	Speed	Sect-2	Speed	Sect-3	Speed	Laptime	Pit	lap	Sect-1	Speed	Sect-2	Speed	Sect-3	Speed	Laptime	Pit
1	32.643	102.9	37.013		44.137	100.8	1:53.793		5	29.171	109.3	35.649		42.441	100.3	1:47.261	
2	30.351	102.0	35.464		43.217	99.2	1:49.032		6	31.747	110.0	33.842		42.228	100.5	1:47.817	
3	29.730	108.1	35.131		42.010	101.7	1:46.871		7	28.744	110.6	33.164		43.707	99.8	1:45.615	
4	29.110	110.7	33.675		42.248	100.3	1:45.033		8	29.322	108.6	33.134		42.492	98.7	1:44.948	

10 Paul Waine (B)							De Sanctis F3 69										
lap	Sect-1	Speed	Sect-2	Speed	Sect-3	Speed	Laptime	Pit	lap	Sect-1	Speed	Sect-2	Speed	Sect-3	Speed	Laptime	Pit
1	38.837	64.8	36.438		41.356	98.7	1:56.631		4	28.078	111.5	32.276		41.902	99.3	1:42.256	
2	28.359	107.2	32.575		41.820	100.9	1:42.754		5	27.802	110.0	31.589		40.036	101.1	1:39.427	
3	29.008	109.7	31.798		42.059	100.6	1:42.865		6	28.467	108.4	31.502		40.281	99.3	1:40.250	

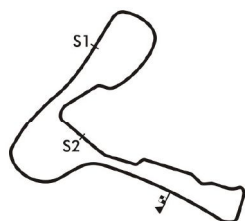
14 Jonathan Milicevic (B)							Brabham BT21B										
lap	Sect-1	Speed	Sect-2	Speed	Sect-3	Speed	Laptime	Pit	lap	Sect-1	Speed	Sect-2	Speed	Sect-3	Speed	Laptime	Pit
1	27.557	111.5	31.484		38.687	102.0	1:37.728		5	26.224	118.1	31.136		40.151	102.8	1:37.511	
2	26.614	113.2	30.369		38.037	102.5	1:35.020		6	26.405	113.9	31.067		38.658	101.9	1:36.130	
3	26.752	113.2	30.022		38.026	101.7	1:34.800		7	26.797	113.2	30.498		39.817	101.1	1:37.112	
4	26.266	114.5	30.227		38.705	99.9	1:35.198		8								

16 Mark Linstone (B)							Brabham BT21B										
lap	Sect-1	Speed	Sect-2	Speed	Sect-3	Speed	Laptime	Pit	lap	Sect-1	Speed	Sect-2	Speed	Sect-3	Speed	Laptime	Pit
1	30.661	99.0	36.491		44.303	96.9	1:51.455		3	28.820	106.5	33.132		42.539	96.1	1:44.491	
2	28.989	105.2	34.030		41.420	96.5	1:44.439		4	28.901	106.7	33.167		41.306	95.4	1:43.374	

19 Peter Froude (B)							Tecno F3										
lap	Sect-1	Speed	Sect-2	Speed	Sect-3	Speed	Laptime	Pit	lap	Sect-1	Speed	Sect-2	Speed	Sect-3	Speed	Laptime	Pit
1	33.101	93.1	38.027		44.099	96.1	1:55.227		5	29.227	104.9	35.917		41.315	98.2	1:46.459	
2	30.507	103.7	34.758		42.729	97.2	1:47.994		6	29.801	104.4	34.120		42.079	96.9	1:46.000	
3	29.531	105.7	34.554		42.788	95.5	1:46.873		7	29.038	105.7	34.073		41.550	97.4	1:44.661	
4	30.955	106.0	33.651		42.695	97.4	1:47.301		8	28.602	106.4	33.260		41.079	97.7	1:43.661	

20 Thierry Gallo (B)							Tecno F3										
lap	Sect-1	Speed	Sect-2	Speed	Sect-3	Speed	Laptime	Pit	lap	Sect-1	Speed	Sect-2	Speed	Sect-3	Speed	Laptime	Pit
1	30.928	104.5	35.583		40.975	97.7	1:47.486		6	27.893	109.7	32.264		40.203	97.2	1:40.360	
2	28.001	109.1	33.126		40.628	94.8	1:41.755		7	27.800	109.1	32.442		40.470	97.0	1:40.712	
3	28.567	107.5	32.304		40.634	98.4	1:41.505		8	27.934	109.1	32.402		41.129	97.7	1:41.465	
4	28.148	108.6	32.085		41.109	97.4	1:41.342		9	27.797	108.9	32.314		40.079	98.2	1:40.190	
5	28.323	106.9	33.317		40.032	99.6	1:41.672		10								

24 Jon Waggitt (B)							Chevron B15										
lap	Sect-1	Speed	Sect-2	Speed	Sect-3	Speed	Laptime	Pit	lap	Sect-1	Speed	Sect-2	Speed	Sect-3	Speed	Laptime	Pit
1	32.256	106.2	34.568		42.509	98.3	1:49.333		2								



Session Start: 10:48:25 - Finish: 11:03:27

Weather/Track Conditions: Sun / Dry

Circuit: Cadwell Park

Track Length: 3.519 Km - 2.1866 miles

# Cadwell Park 'Wolds Trophy' Historic Race Meeting - 17 - 18 Jun 2017

## HSCC Historic Formula 3 for the Justin Haler Trophy

### Qualifying for Race 6 - Sector Analysis

25 Andrew Hibberd (B)								Brabham BT18							
lap	Sect-1	Speed	Sect-2	Speed	Sect-3	Speed	Laptime Pit	lap	Sect-1	Speed	Sect-2	Speed	Sect-3	Speed	Laptime Pit
1	28.923	113.4	32.857		40.347	100.8	1:42.127	6	27.095	113.7	30.756		39.770	101.9	1:37.621
2	27.812	112.8	32.123		39.869	101.6	1:39.804	7	26.887	116.3	33.208		40.085	101.3	1:40.180
3	27.270	113.0	31.167		42.855	101.3	1:41.292	8	26.714	114.9	31.336		39.219	102.5	1:37.269
4	27.556	113.2	31.104		41.569	100.5	1:40.229	9	26.775	115.3	32.405		42.398	92.0	1:41.578
5	27.035	116.7	31.406		40.076	102.2	1:38.517	10							

34 Jim Blockley (B)								Brabham BT21B							
lap	Sect-1	Speed	Sect-2	Speed	Sect-3	Speed	Laptime Pit	lap	Sect-1	Speed	Sect-2	Speed	Sect-3	Speed	Laptime Pit
1	32.123	107.4	36.117		43.241	100.0	1:51.481	6	27.389	110.0	32.724		41.076	97.0	1:41.189
2	28.907	109.5	33.239		43.964	95.5	1:46.110	7	27.334	110.6	31.941		40.627	97.9	1:39.902
3	28.924	106.5	33.140		43.367	98.3	1:45.431	8	27.406	108.8	32.020		40.269	100.0	1:39.695
4	27.791	108.1	32.347		40.855	98.3	1:40.993	9	28.143	107.7	32.621		41.187	100.2	1:41.951
5	27.504	111.5	34.542		41.008	99.2	1:43.054	10							

35 Bert Smeets (B)								Chevron B17							
lap	Sect-1	Speed	Sect-2	Speed	Sect-3	Speed	Laptime Pit	lap	Sect-1	Speed	Sect-2	Speed	Sect-3	Speed	Laptime Pit
1	33.967	93.2	37.204		44.936	95.4	1:56.107	5	30.403	103.9	34.564		44.020	94.7	1:48.987
2	30.886	104.0	36.509		44.704	95.0	1:52.099	6	30.635	97.3	36.829		43.819	94.0	1:51.283
3	30.691	104.7	34.322		43.536	95.0	1:48.549	7	31.295	104.7	34.842		42.626	95.1	1:48.763
4	31.565	106.9	34.303		42.791	95.6	1:48.659	8	30.276	103.4	33.871		43.321	93.1	1:47.468

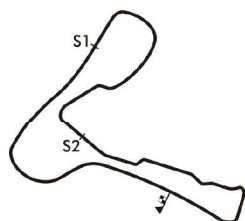
44 Peter Hamilton (B)								Tecno							
lap	Sect-1	Speed	Sect-2	Speed	Sect-3	Speed	Laptime Pit	lap	Sect-1	Speed	Sect-2	Speed	Sect-3	Speed	Laptime Pit
1	34.212	92.1	38.743		45.224	91.2	1:58.179	5	30.576	98.7	34.741		44.036	91.0	1:49.353
2	31.028	97.0	37.984		44.825	92.5	1:53.837	6	31.622	99.9	37.850		43.684	92.2	1:53.156
3	30.773	100.2	34.760		44.205	92.0	1:49.738	7	29.830	100.0	35.741		43.286	92.4	1:48.857
4	29.937	100.9	35.181		43.969	92.2	1:49.087	8	29.879	99.0	34.061		42.234	91.9	1:46.174

50 Jim Timms (B)								Brabham BT21B							
lap	Sect-1	Speed	Sect-2	Speed	Sect-3	Speed	Laptime Pit	lap	Sect-1	Speed	Sect-2	Speed	Sect-3	Speed	Laptime Pit
1	34.714	98.0	36.286		47.231	94.2	1:58.231	5	29.751	101.2	33.189		41.800	95.0	1:44.740
2	28.683	105.5	35.240		42.946	94.3	1:46.869	6	29.019	106.5	34.589		42.076	94.2	1:45.684
3	28.991	106.0	33.903		43.633	93.6	1:46.527	7	28.504	105.4	33.236		41.933	94.8	1:43.673
4	29.221	104.9	33.834		43.644	93.4	1:46.699	8	28.950	103.4	32.675		44.584	94.4	1:46.209

51 Peter Needham (B)								March 703							
lap	Sect-1	Speed	Sect-2	Speed	Sect-3	Speed	Laptime Pit	lap	Sect-1	Speed	Sect-2	Speed	Sect-3	Speed	Laptime Pit
1	31.509	106.5	36.012		43.399	90.4	1:50.920	5	28.224	109.8	31.555		40.357	100.2	1:40.136
2	29.416	108.6	34.276		42.999	99.6	1:46.691	6	27.607	109.1	31.407		40.310	99.0	1:39.324
3	28.041	109.5	32.224		42.931	99.5	1:43.196	7	27.306	110.2	31.257		40.655	98.9	1:39.218
4	28.799	108.8	32.370		41.542	99.8	1:42.711	8	27.365	108.4	31.056		40.493	98.6	1:38.914

52 Kim Shearn (B)								Penny Ford PF1							
lap	Sect-1	Speed	Sect-2	Speed	Sect-3	Speed	Laptime Pit	lap	Sect-1	Speed	Sect-2	Speed	Sect-3	Speed	Laptime Pit
1	38.758	84.2	40.047		46.229	89.3	2:05.034	5	31.272	99.9	34.943		44.445	88.0	1:50.660
2	32.132	98.1	35.827		44.754	90.4	1:52.713	6	31.914	98.4	35.587		43.990	89.7	1:51.491
3	31.710	98.7	35.416		44.548	90.4	1:51.674	7	31.243	98.0	35.100		44.248	87.7	1:50.591
4	31.349	98.4	36.020		44.128	90.4	1:51.497	8							

56 John Counsell (B)								Lotus 59							
lap	Sect-1	Speed	Sect-2	Speed	Sect-3	Speed	Laptime Pit	lap	Sect-1	Speed	Sect-2	Speed	Sect-3	Speed	Laptime Pit
1	33.269	98.4	37.414		48.576	94.7	1:59.259	5	30.265	102.9	35.090		46.061	93.6	1:51.416
2	30.567	105.5	35.355		46.567	94.0	1:52.489	6	30.994	103.6	36.405		45.431	94.0	1:52.830
3	31.363	77.1	36.748		45.289	95.9	1:53.400	7	30.663	104.2	35.436		43.388	97.4	1:49.487
4	30.392	100.2	34.880		48.402	91.6	1:53.674	8	28.944	105.7	34.013		43.059	97.2	1:46.016



Session Start: 10:48:25 - Finish: 11:03:27

Weather/Track Conditions: Sun / Dry

Circuit: Cadwell Park

Track Length: 3.519 Km - 2.1866 miles

# Cadwell Park 'Wolds Trophy' Historic Race Meeting - 17 - 18 Jun 2017

## HSCC Historic Formula 3 for the Justin Haler Trophy

### Qualifying for Race 6 - Sector Analysis

57 Simon Haughton (B)								Chevron B15							
lap	Sect-1	Speed	Sect-2	Speed	Sect-3	Speed	Laptime Pit	lap	Sect-1	Speed	Sect-2	Speed	Sect-3	Speed	Laptime Pit
1	32.984	94.5	38.282		45.503	95.0	1:56.769	3	30.940	107.7	32.787		42.554	95.9	1:46.281
2	30.014	108.4	33.680		43.236	96.9	1:46.930	4	28.647	106.7	32.776		42.188	97.2	1:43.611

63 Christoph Widmer (B)								Brabham BT18A							
lap	Sect-1	Speed	Sect-2	Speed	Sect-3	Speed	Laptime Pit	lap	Sect-1	Speed	Sect-2	Speed	Sect-3	Speed	Laptime Pit
1	30.057	107.2	33.709		41.843	96.5	1:45.609	6	27.421	109.3	31.025		39.842	97.9	1:38.288
2	28.196	107.7	31.853		40.045	97.2	1:40.094	7	27.190	110.9	30.745		39.685	99.5	1:37.620
3	27.791	107.9	31.295		39.145	97.6	1:38.231	8	28.588	109.3	31.586		40.631	98.2	1:40.805
4	27.508	107.4	31.856		39.978	98.0	1:39.342	9	27.229	110.0	31.145		39.432	99.3	1:37.806
5	27.241	108.8	31.270		39.121	98.3	1:37.632	10							

65 Peter Thompson (B)								Brabham BT21							
lap	Sect-1	Speed	Sect-2	Speed	Sect-3	Speed	Laptime Pit	lap	Sect-1	Speed	Sect-2	Speed	Sect-3	Speed	Laptime Pit
1	29.080	109.3	32.553		40.833	99.2	1:42.466	6	27.754	109.1	31.097		39.695	98.6	1:38.546
2	28.079	112.0	33.870		40.406	98.3	1:42.355	7	27.294	111.8	31.144		41.538	98.3	1:39.976
3	27.837	110.0	31.690		40.285	98.7	1:39.812	8	27.539	110.7	31.392		39.541	100.0	1:38.472
4	27.587	111.3	31.676		40.202	99.3	1:39.465	9	28.097	110.7	32.778		41.115	87.9	1:41.990
5	27.488	112.4	32.478		39.905	99.0	1:39.871	10							

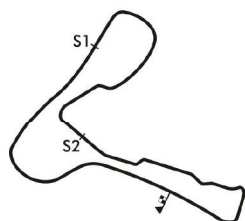
69 Gegan Thruston (B)								Brabham BT21B							
lap	Sect-1	Speed	Sect-2	Speed	Sect-3	Speed	Laptime Pit	lap	Sect-1	Speed	Sect-2	Speed	Sect-3	Speed	Laptime Pit
1	31.746	101.1	36.910		45.968	96.7	1:54.624	3	30.297	66.4	10:47.748		45.378	95.0	12:03.423
2	29.968	106.5	34.520		43.078	98.0	1:47.566	4							

77 Francois Derossi (B)								Chevron B17							
lap	Sect-1	Speed	Sect-2	Speed	Sect-3	Speed	Laptime Pit	lap	Sect-1	Speed	Sect-2	Speed	Sect-3	Speed	Laptime Pit
1	29.999	99.7	32.322		39.482	97.9	1:41.803	6	30.933	86.7	36.221		45.848	84.0	1:53.002
2	27.674	106.7	31.056		39.165	99.2	1:37.895	7	31.016	106.4	54.437		44.506	94.4	2:09.959
3	27.598	108.4	31.141		41.474	97.6	1:40.213	8	27.920	107.4	31.364		39.106	98.3	1:38.390
4	27.670	111.8	31.192		39.961	97.7	1:38.823	9	27.575	107.4	30.863		39.892	98.0	1:38.330
5	27.652	107.9	30.753		38.756	98.4	1:37.161	10							

88 Michael Scott (B)								Brabham BT28							
lap	Sect-1	Speed	Sect-2	Speed	Sect-3	Speed	Laptime Pit	lap	Sect-1	Speed	Sect-2	Speed	Sect-3	Speed	Laptime Pit
1	33.461	96.3	35.054		42.674	100.3	1:51.189	5	28.485	108.1	32.311		41.526	100.5	1:42.322
2	29.242	107.0	32.995		42.658	100.6	1:44.895	6	28.011	108.9	32.518		40.215	98.3	1:40.744
3	28.767	108.6	32.136		42.395	98.9	1:43.298	7	28.225	107.7	31.683		44.998	98.2	1:44.906
4	29.215	109.1	34.211		41.057	97.3	1:44.483	8	28.491	106.0	31.450		39.383	99.5	1:39.324

89 Maurice Slotine (B)								Merlyn Mk14A							
lap	Sect-1	Speed	Sect-2	Speed	Sect-3	Speed	Laptime Pit	lap	Sect-1	Speed	Sect-2	Speed	Sect-3	Speed	Laptime Pit
1	32.416	99.1	34.354		41.976	94.4	1:48.746	6	29.419	104.7	33.260		41.490	94.7	1:44.169
2	30.111	103.1	35.313		43.281	94.4	1:48.705	7	29.836	105.4	33.431		41.657	93.5	1:44.924
3	30.113	104.2	34.158		41.997	94.7	1:46.268	8	29.696	104.9	32.866		41.749	95.4	1:44.311
4	29.809	105.4	34.109		41.052	95.0	1:44.970	9	29.430	105.0	33.696		41.290	96.1	1:44.416
5	29.608	105.0	33.586		41.608	95.2	1:44.802	10							

96 Keith Messer (B)								Vesey Ford							
lap	Sect-1	Speed	Sect-2	Speed	Sect-3	Speed	Laptime Pit	lap	Sect-1	Speed	Sect-2	Speed	Sect-3	Speed	Laptime Pit
1	30.334	100.8	37.110		47.570	98.2	1:55.014	6	28.401	108.2	32.513		41.812	96.9	1:42.726
2	29.674	108.1	33.990		42.493	99.6	1:46.157	7	28.641	108.2	34.955		41.891	96.7	1:45.487
3	28.720	107.5	33.885		41.791	99.3	1:44.396	8	29.013	100.0	32.872		41.032	95.1	1:42.917
4	28.342	109.5	32.431		42.277	98.6	1:43.050	9	28.297	108.9	33.725		41.877	95.5	1:43.899
5	28.804	110.9	33.429		42.398	97.2	1:44.631	10							



Session Start: 10:48:25 - Finish: 11:03:27

Weather/Track Conditions: Sun / Dry

Circuit: Cadwell Park

Track Length: 3.519 Km - 2.1866 miles

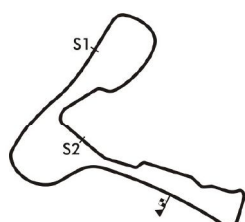
# Cadwell Park 'Wolds Trophy' Historic Race Meeting - 17 - 18 Jun 2017

## HSCC Historic Formula 3 for the Justin Haler Trophy

### Qualifying for Race 6 - Sector Analysis

99 Paul Kite (I)							Brabham BT21										
lap	Sect-1	Speed	Sect-2	Speed	Sect-3	Speed	Laptime	Pit	lap	Sect-1	Speed	Sect-2	Speed	Sect-3	Speed	Laptime	Pit
1	32.422	100.8	40.529		47.517	96.3	2:00.468		6	30.426	105.5	32.078		39.589	96.9	1:42.093	
2	28.870	107.7	35.749		40.644	95.4	1:45.263		7	28.225	106.7	31.721		40.322	99.0	1:40.268	
3	28.205	105.8	33.530		40.556	96.5	1:42.291		8	28.608	106.9	31.509		39.274	96.2	1:39.391	
4	27.796	107.0	32.715		40.168	95.5	1:40.679		9	27.815	96.7	33.247		39.881	87.2	1:40.943	
5	27.899	106.0	31.644		41.402	98.4	1:40.945		10								

111 James Claridge (B)							Tecno F3										
lap	Sect-1	Speed	Sect-2	Speed	Sect-3	Speed	Laptime	Pit	lap	Sect-1	Speed	Sect-2	Speed	Sect-3	Speed	Laptime	Pit
1	30.692	106.5	35.584		42.655	101.3	1:48.931		6	28.002	110.0	32.203		39.854	99.9	1:40.059	
2	28.256	110.6	32.865		40.797	100.9	1:41.918		7	27.800	110.6	35.186		45.559	100.9	1:48.545	
3	27.671	110.9	32.321		40.130	100.5	1:40.122		8	27.290	111.8	31.978		39.869	101.4	1:39.137	
4	27.634	110.6	32.719		40.287	100.2	1:40.640		9	28.753	109.5	33.031		40.612	99.5	1:42.396	
5	27.417	112.8	33.041		41.081	98.6	1:41.539		10								



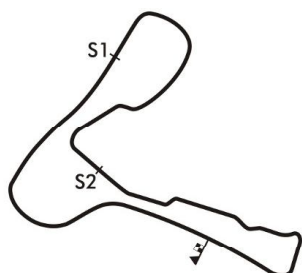
**Session Start: 10:48:25 - Finish: 11:03:27**  
**Weather/Track Conditions: Sun / Dry**  
**Circuit: Cadwell Park**  
**Track Length: 3.519 Km - 2.1866 miles**

# Cadwell Park 'Wolds Trophy' Historic Race Meeting - 17 - 18 Jun 2017

## HSCC Historic Formula 3 for the Justin Haler Trophy

### Qualifying for Race 6 - Best Sector Times

	SECTOR 1			SECTOR 2			SECTOR 3			IDEAL / BEST LAP COMPARISON					
	NO	TIME	LAP	NO	TIME	LAP	NO	TIME	LAP	NO	NAME	BEST	IN	IDEAL	DIFF
1	14	26.224	5	14	30.022	3	14	38.026	3	14	Jonathan Milicevic	1:34.800	3	1:34.272	+0.528
2	25	26.714	8	63	30.745	7	77	38.756	5	77	Francois Derossi	1:37.161	5	1:37.084	+0.077
3	10	27.111	7	77	30.753	5	63	39.121	5	25	Andrew Hbberd	1:37.269	8	1:36.689	+0.580
4	63	27.190	7	25	30.756	6	25	39.219	8	63	Christoph Widmer	1:37.620	7	1:37.056	+0.564
5	111	27.290	8	51	31.056	8	99	39.274	8	65	Peter Thompson	1:38.472	8	1:37.932	+0.540
6	65	27.294	7	65	31.097	6	88	39.383	8	51	Peter Needham	1:38.914	8	1:38.672	+0.242
7	51	27.306	7	88	31.450	8	65	39.541	8	111	James Claridge	1:39.137	8	1:39.122	+0.015
8	34	27.334	7	10	31.502	6	111	39.854	6	88	Michael Scott	1:39.324	8	1:38.844	+0.480
9	77	27.575	9	99	31.509	8	20	40.032	5	99	Paul Kite	1:39.391	8	1:38.579	+0.812
10	6	27.696	4	6	31.927	6	10	40.036	5	10	Paul Waiane	1:39.427	5	1:38.649	+0.778
11	99	27.796	4	34	31.941	7	6	40.151	6	34	Jim Blockley	1:39.695	8	1:39.544	+0.151
12	20	27.797	9	111	31.978	8	34	40.269	8	6	Leif Bosson	1:39.958	6	1:39.774	+0.184
13	88	28.011	6	20	32.085	4	51	40.310	6	20	Thierry Gallo	1:40.190	9	1:39.914	+0.276
14	96	28.297	9	96	32.431	4	96	41.032	8	96	Keith Messer	1:42.726	6	1:41.760	+0.966
15	50	28.504	7	50	32.675	8	89	41.052	4	16	Mark Linstone	1:43.374	4	1:43.258	+0.116
16	19	28.602	8	57	32.776	4	16	41.306	4	57	Simon Haughton	1:43.611	4	1:43.611	+0.000
17	57	28.647	4	89	32.866	8	19	41.315	5	50	Jim Timms	1:43.673	7	1:42.979	+0.694
18	9	28.744	7	16	33.132	3	50	41.800	5	89	Maurice Slotine	1:44.169	6	1:43.337	+0.832
19	16	28.820	3	9	33.134	8	9	42.010	3	19	Peter Froude	1:44.661	7	1:43.177	+1.484
20	56	28.944	8	19	33.260	8	57	42.188	4	9	Andrew Tart	1:44.948	8	1:43.888	+1.060
21	24	29.102	2	35	33.871	8	44	42.234	8	56	John Counsell	1:46.016	8	1:46.016	+0.000
22	4	29.259	7	56	34.013	8	4	42.359	7	4	Andrew Thorpe	1:46.161	7	1:46.161	+0.000
23	89	29.419	6	44	34.061	8	24	42.509	1	44	Peter Hamilton	1:46.174	8	1:46.125	+0.049
24	44	29.830	7	24	34.314	2	35	42.626	7	35	Bert Smeets	1:47.468	8	1:46.773	+0.695
25	69	29.968	2	69	34.520	2	56	43.059	8	69	Gregan Thruston	1:47.566	2	1:47.566	+0.000
26	35	30.276	8	4	34.543	7	69	43.078	2	24	Jon Waggitt	1:49.333	1	1:45.925	+3.408
27	52	31.243	7	52	34.943	5	52	43.990	6	52	Kim Shearn	1:50.591	7	1:50.176	+0.415



Session Start: 10:48:25 - Finish: 11:03:27

Weather/Track Conditions: Sun / Dry

Circuit: Cadwell Park

Track Length: 3.519 Km - 2.1866 miles



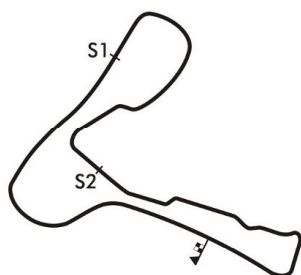


# Cadwell Park 'Wolds Trophy' Historic Race Meeting - 17 - 18 Jun 2017

## HSCC Historic Formula 3 for the Justin Haler Trophy

### Qualifying for Race 6 - Best Sector Speeds

	NO	SECTOR 1	MPH	NO	SECTOR 2	MPH	NO	SECTOR 3	MPH
1	14	Jonathan Milicevic	118.1	NO SPEED TRAP			14	Jonathan Milicevic	102.8
2	25	Andrew Hibberd	116.7				25	Andrew Hibberd	102.5
3	6	Leif Bosson	112.8				9	Andrew Tart	101.7
4	111	James Claridge	112.8				6	Leif Bosson	101.6
5	65	Peter Thompson	112.4				111	James Claridge	101.4
6	77	Francois Derossi	111.8				10	Paul Waine	101.1
7	10	Paul Waine	111.5				88	Michael Scott	100.6
8	34	Jim Blockley	111.5				34	Jim Blockley	100.2
9	63	Christoph Widmer	110.9				51	Peter Needham	100.2
10	96	Keith Messer	110.9				4	Andrew Thorpe	100.0
11	9	Andrew Tart	110.7				65	Peter Thompson	100.0
12	4	Andrew Thorpe	110.6				20	Thierry Gallo	99.6
13	51	Peter Needham	110.2				96	Keith Messer	99.6
14	20	Thierry Gallo	109.7				63	Christoph Widmer	99.5
15	24	Jon Waggitt	109.5				77	Francois Derossi	99.2
16	88	Michael Scott	109.1				99	Paul Kite	99.0
17	57	Simon Haughton	108.4				24	Jon Waggitt	98.3
18	99	Paul Kite	107.7				19	Peter Froude	98.2
19	35	Bert Smeets	106.9				69	Gregan Thruston	98.0
20	16	Mark Linstone	106.7				56	John Counsell	97.4
21	50	Jim Timms	106.5				57	Simon Haughton	97.2
22	69	Gregan Thruston	106.5				16	Mark Linstone	96.9
23	19	Peter Froude	106.4				89	Maurice Slotine	96.1
24	56	John Counsell	105.7				35	Bert Smeets	95.6
25	89	Maurice Slotine	105.4				50	Jim Timms	95.0
26	44	Peter Hamilton	100.9				44	Peter Hamilton	92.5
27	52	Kim Shearn	99.9				52	Kim Shearn	90.4



**Session Start: 10:48:25 - Finish: 11:03:27**

**Weather/Track Conditions: Sun / Dry**

**Circuit: Cadwell Park**

**Track Length: 3.519 Km - 2.1866 miles**



# Cadwell Park 'Wolds Trophy' Historic Race Meeting - 17 - 18 Jun 2017

## HSCC Historic Formula 3 for the Justin Haler Trophy Race 6 - Starting Grid - AMENDED

Sheet No:

*Start Time : 16:05 - Heat Duration : 20 Minutes*

13		26 <b>52</b> Kim Shearn		25 <b>24</b> Jon Waggitt
12		24 <b>69</b> Gregan Thruston		23 <b>35</b> Bert Smeets
11		22 <b>44</b> Peter Hamilton		21 <b>4</b> Andrew Thorpe
10		20 <b>56</b> John Counsell		19 <b>9</b> Andrew Tart
9		18 <b>19</b> Peter Froude		17 <b>89</b> Maurice Slot ine
8		16 <b>50</b> Jim Timms		15 <b>57</b> Simon Haughton
7		14 <b>96</b> Keith Messer		13 <b>20</b> Thierry Gallo
6		12 <b>6</b> Leif Bosson		11 <b>34</b> Jim Blockley
5		10 <b>10</b> Paul Waine		9 <b>99</b> Paul Kite
4		8 <b>88</b> Michael Scott		7 <b>111</b> James Claridge
3		6 <b>51</b> Peter Needham		5 <b>65</b> Peter Thompson
2		4 <b>63</b> Christoph Widmer		3 <b>25</b> Andrew Hibberd
1		2 <b>77</b> Francois Derossi		1 <b>14</b> Jonathan Milicevic
ROW		Pole Left		

Car 16 - 1st reserve.

*Circuit: Cadwell Park*

*Track Length: 3.519 Km - 2.1866 miles*

These results are provisional until the conclusion of any judicial and technical matters.

Clerk of the Course:  <div style="text-align: right;">Julian Floyd</div>	Timekeeper:  <div style="text-align: right;">Nick Palmer</div>	Issued at:
--	--	------------



# Cadwell Park 'Wolds Trophy' Historic Race Meeting - 17 - 18 Jun 2017

## HSCC Historic Formula 3 for the Justin Haler Trophy

### Race 6 - Classification

Sheet No:

POS	NO	DRIVER/S	CLASS	CLASS POS	CAR MAKE / MODEL	TIME	LAPS	GAP	DIFF	MPH	BEST	ON
1	14	Jonathan Milicevic	B	1	Brabham BT21B	16:02.381	9	-- 9 laps --		73.61	1:34.915	3
2	63	Christoph Widmer	B	2	Brabham BT18A	16:11.755	9	9.374	9.374	72.90	1:38.394	2
3	34	Jim Blockley	B	3	Brabham BT21B	16:14.521	9	12.140	2.766	72.69	1:38.855	8
4	51	Peter Needham	B	4	March 703	16:16.661	9	14.280	2.140	72.54	1:38.691	9
5	20	Thierry Gallo	B	5	Tecno F3	16:27.025	9	24.644	10.364	71.77	1:40.232	2
6	24	Jon Waggitt	B	6	Chevron B15	16:29.809	9	27.428	2.784	71.57	1:40.309	9
7	6	Leif Bosson	B	7	Brabham BT28	16:34.173	9	31.792	4.364	71.26	1:42.177	2
8	69	Gregan Thruston	B	8	Brabham BT21B	16:34.418	9	32.037	0.245	71.24	1:42.757	7
9	65	Peter Thompson	B	9	Brabham BT21	16:34.486	9	32.105	0.068	71.23	1:37.952	2
10	89	Maurice Slotine	B	10	Merlyn Mk14A	16:37.531	9	35.150	3.045	71.02	1:44.322	8
11	50	Jim Timms	B	11	Brabham BT21B	16:47.321	9	44.940	9.790	70.33	1:45.404	7
12	19	Peter Froude	B	12	Tecno F3	17:08.693	9	1:06.312	21.372	68.87	1:46.247	7
13	4	Andrew Thorpe	B	13	Lotus 31	17:09.070	9	1:06.689	0.377	68.84	1:46.131	8
14	56	John Counsell	B	14	Lotus 59	17:18.576	9	1:16.195	9.506	68.21	1:47.955	7
15	52	Kim Shearn	B	15	Penny Ford PF1	17:45.488	9	1:43.107	26.912	66.49	1:51.684	7

----- NOT CLASSIFIED -----

DNF 25	Andrew Hibberd	B	Brabham BT18	14:36.497	8	-- 8 laps --		71.84	1:35.911	3	
DNF 88	Michael Scott	B	Brabham BT28	14:38.571	8	2.074	2.074	71.68	1:39.159	7	
DNF 111	James Claridge	B	Tecno F3	12:55.786	7	-- 7 laps --		71.02	1:38.511	3	
DNF 99	Paul Kite	I	Brabham BT21	5:11.450	3	-- 3 laps --		6.042	75.82	1:39.789	2
DNF 10	Paul Waine	B	De Sanctis F3 69	5:11.618	3	0.168	0.168	75.78	1:39.841	3	
DNF 77	Francois Derossi	B	Chevron B17	3:24.491	2	-- 2 laps --		76.99	1:38.041	2	
DNF 96	Keith Messer	B	Vesey Ford	3:42.221	2	17.730	17.730	70.84	1:47.538	2	
DNF 16	Mark Linstone	B	Brabham BT21B	3:43.099	2	18.608	0.878	70.56	1:44.827	2	
DNF 35	Bert Smeets	B	Chevron B17	2:27.437	1	-- 1 laps --		29.165	53.39	2:27.437	1
DNF 9	Andrew Tart	B	Merlyn Mk9								
DNF 44	Peter Hamilton	B	Tecno								

----- FASTEST LAP SUMMARY -----

NO	DRIVER/S	CLASS	CAR MAKE / MODEL	FASTEST LAP	ON	MPH
14	Jonathan Milicevic	B	Brabham BT21B	1:34.915	3	82.94
99	Paul Kite	I	Brabham BT21	1:39.789	2	78.88

Session Start: 16:33:23 - Finish: 16:49:22

Weather/Track Conditions: Sun/Dry

Circuit: Cadwell Park

Track Length: 3.519 Km - 2.1866 miles

These results are provisional until the conclusion of any judicial and technical matters.

Clerk of the Course:  <div style="text-align: right;">Julian Floyd</div>	Timekeeper:  <div style="text-align: right;">Nick Palmer</div>	Issued at:
--	--	------------

# Cadwell Park 'Wolds Trophy' Historic Race Meeting - 17 - 18 Jun 2017

## HSCC Historic Formula 3 for the Justin Haler Trophy

### Race 6 - Sector Analysis

4 Andrew Thorpe (B)								Lotus 31							
lap	Sect-1	Speed	Sect-2	Speed	Sect-3	Speed	Laptime Pit	lap	Sect-1	Speed	Sect-2	Speed	Sect-3	Speed	Laptime Pit
1		91.1	41.300		43.474	98.7	2:08.702	6	37.553	71.5	43.224		48.428	98.2	2:09.205
2	29.804	108.6	35.694		43.076	98.3	1:48.574	7	29.421	108.9	34.514		42.202	98.4	1:46.137
3	29.932	110.2	35.102		44.642	98.7	1:49.676	8	28.905	109.5	34.091		43.135	95.2	1:46.131
4	29.508	109.3	38.088		43.990	97.4	1:51.586	9	30.813	93.7	34.356		43.798	86.7	1:48.967
5	31.352	88.5	39.894		48.846	71.7	2:00.092	10							

6 Leif Bosson (B)								Brabham BT28							
lap	Sect-1	Speed	Sect-2	Speed	Sect-3	Speed	Laptime Pit	lap	Sect-1	Speed	Sect-2	Speed	Sect-3	Speed	Laptime Pit
1		110.9	33.439		41.542	100.2	1:53.333	6	29.979	106.7	50.909		1:09.117	92.9	2:30.005
2	27.983	112.6	33.344		40.850	100.0	1:42.177	7	29.398	110.7	33.382		42.558	98.7	1:45.338
3	28.220	111.3	33.300		41.126	99.9	1:42.646	8	28.496	109.5	33.412		41.670	98.2	1:43.578
4	28.194	111.3	34.511		41.621	98.9	1:44.326	9	29.118	110.6	33.437		42.219	97.2	1:44.774
5	28.966	107.7	35.801		43.229	97.2	1:47.996	10							

9 Andrew Tart (B)								Merlyn Mk9							
lap	Sect-1	Speed	Sect-2	Speed	Sect-3	Speed	Laptime Pit	lap	Sect-1	Speed	Sect-2	Speed	Sect-3	Speed	Laptime Pit
1								1							

10 Paul Waine (B)								De Sanctis F3 69							
lap	Sect-1	Speed	Sect-2	Speed	Sect-3	Speed	Laptime Pit	lap	Sect-1	Speed	Sect-2	Speed	Sect-3	Speed	Laptime Pit
1		112.0	33.236		41.670	100.6	1:51.623	3	27.108	112.0	32.369		40.364	100.5	1:39.841
2	27.265	113.0	32.377		40.512	99.8	1:40.154	4							

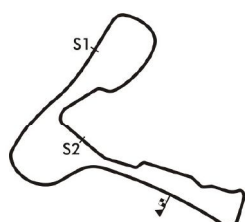
14 Jonathan Milicevic (B)								Brabham BT21B							
lap	Sect-1	Speed	Sect-2	Speed	Sect-3	Speed	Laptime Pit	lap	Sect-1	Speed	Sect-2	Speed	Sect-3	Speed	Laptime Pit
1		110.6	31.063		38.789	101.1	1:43.144	6	56.778	42.2	1:01.610		1:07.904	94.4	3:06.292
2	26.827	111.1	30.730		38.371	101.7	1:35.928	7	27.150	111.1	30.835		38.475	101.7	1:36.460
3	26.317	112.6	30.469		38.129	101.9	1:34.915	8	26.450	111.5	31.205		38.890	100.3	1:36.545
4	26.398	112.6	30.647		38.221	101.9	1:35.266	9	26.907	111.3	31.648		39.589	99.6	1:38.144
5	26.396	113.2	30.845		38.446	97.4	1:35.687	10							

16 Mark Linstone (B)								Brabham BT21B							
lap	Sect-1	Speed	Sect-2	Speed	Sect-3	Speed	Laptime Pit	lap	Sect-1	Speed	Sect-2	Speed	Sect-3	Speed	Laptime Pit
1		97.8	33.604		43.219	94.4	1:58.272	2	29.125	107.9	33.213		42.489	98.0	1:44.827

19 Peter Froude (B)								Tecno F3							
lap	Sect-1	Speed	Sect-2	Speed	Sect-3	Speed	Laptime Pit	lap	Sect-1	Speed	Sect-2	Speed	Sect-3	Speed	Laptime Pit
1		90.4	41.233		43.166	95.1	2:06.891	6	37.669	73.1	42.969		47.903	95.4	2:08.541
2	29.900	102.9	35.689		43.053	96.9	1:48.642	7	29.798	102.9	34.204		42.245	97.6	1:46.247
3	30.202	104.2	35.528		44.016	95.8	1:49.746	8	29.253	103.4	34.004		43.015	91.7	1:46.272
4	29.267	104.7	37.331		42.505	96.3	1:49.103	9	30.656	95.1	34.488		44.443	85.8	1:49.587
5	30.102	86.0	42.409		51.153	70.8	2:03.664	10							

20 Thierry Gallo (B)								Tecno F3							
lap	Sect-1	Speed	Sect-2	Speed	Sect-3	Speed	Laptime Pit	lap	Sect-1	Speed	Sect-2	Speed	Sect-3	Speed	Laptime Pit
1		111.5	33.352		41.817	99.2	1:52.423	6	30.718	67.3	59.695		1:09.749	92.7	2:40.162
2	27.639	111.7	32.198		40.395	98.3	1:40.232	7	28.485	109.5	32.401		40.707	97.2	1:41.593
3	27.583	112.4	31.912		40.837	97.9	1:40.332	8	27.865	108.4	32.015		42.192	94.8	1:42.072
4	27.972	111.7	33.660		40.716	97.7	1:42.348	9	28.268	107.0	33.130		41.789	93.3	1:43.187
5	28.105	107.5	33.182		43.389	93.3	1:44.676	10							

24 Jon Waggitt (B)								Chevron B15							
lap	Sect-1	Speed	Sect-2	Speed	Sect-3	Speed	Laptime Pit	lap	Sect-1	Speed	Sect-2	Speed	Sect-3	Speed	Laptime Pit
1		105.8	33.028		41.284	101.4	1:55.423	6	29.400	107.9	47.036		1:08.379	96.2	2:24.815
2	29.662	107.4	33.655		41.617	99.9	1:44.934	7	28.998	113.2	33.307		42.790	100.5	1:45.095
3	28.611	107.5	33.141		40.588	99.8	1:42.340	8	28.520	111.3	33.631		41.081	102.2	1:43.232
4	28.420	108.9	34.415		40.216	100.3	1:43.051	9	28.164	109.1	32.236		39.909	99.3	1:40.309
5	28.443	108.9	37.192		44.975	96.5	1:50.610	10							



Session Start: 16:33:23 - Finish: 16:49:22

Weather/Track Conditions: Sun / Dry

Circuit: Cadwell Park

Track Length: 3.519 Km - 2.1866 miles

# Cadwell Park 'Wolds Trophy' Historic Race Meeting - 17 - 18 Jun 2017

## HSCC Historic Formula 3 for the Justin Haler Trophy

### Race 6 - Sector Analysis

25 Andrew Hibberd (B)							Brabham BT18										
lap	Sect-1	Speed	Sect-2	Speed	Sect-3	Speed	Laptime	Pit	lap	Sect-1	Speed	Sect-2	Speed	Sect-3	Speed	Laptime	Pit
1		113.4	31.608		39.028	103.4	1:43.973		5	26.451	114.1	31.629		40.539	80.7	1:38.619	
2	26.485	116.3	30.882		38.852	103.1	1:36.219		6	51.351	40.7	1:01.236		1:07.900	97.7	3:00.487	
3	26.319	115.7	30.862		38.730	103.3	1:35.911		7	31.784	107.7	31.792		40.586	104.9	1:44.162	
4	26.466	114.5	31.265		38.874	103.3	1:36.605		8	27.161	116.5	32.668		40.692	102.5	1:40.521	

34 Jim Blockley (B)							Brabham BT21B										
lap	Sect-1	Speed	Sect-2	Speed	Sect-3	Speed	Laptime	Pit	lap	Sect-1	Speed	Sect-2	Speed	Sect-3	Speed	Laptime	Pit
1		110.6	33.207		40.851	100.2	1:50.036		6	31.426	46.4	1:01.246		1:06.038	102.0	2:38.710	
2	27.192	113.0	31.997		40.274	103.3	1:39.463		7	29.150	109.3	32.220		40.648	100.2	1:42.018	
3	27.371	112.0	32.339		40.568	98.7	1:40.278		8	27.067	110.0	31.398		40.390	99.3	1:38.855	
4	27.371	109.3	32.198		40.997	100.0	1:40.566		9	27.338	109.3	31.117		41.639	76.6	1:40.094	
5	27.057	111.3	31.743		45.701	99.2	1:44.501		10								

35 Bert Smeets (B)							Chevron B17										
lap	Sect-1	Speed	Sect-2	Speed	Sect-3	Speed	Laptime	Pit	lap	Sect-1	Speed	Sect-2	Speed	Sect-3	Speed	Laptime	Pit
1		105.5	58.973		46.322	94.2	2:27.437		2								

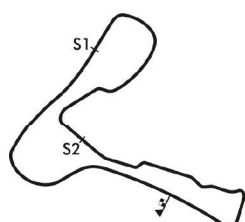
44 Peter Hamilton (B)							Tecno										
lap	Sect-1	Speed	Sect-2	Speed	Sect-3	Speed	Laptime	Pit	lap	Sect-1	Speed	Sect-2	Speed	Sect-3	Speed	Laptime	Pit

50 Jim Timms (B)							Brabham BT21B										
lap	Sect-1	Speed	Sect-2	Speed	Sect-3	Speed	Laptime	Pit	lap	Sect-1	Speed	Sect-2	Speed	Sect-3	Speed	Laptime	Pit
1		97.7	34.385		44.032	90.6	1:58.742		6	32.256	99.0	37.002		1:01.748	91.0	2:11.006	
2	29.609	106.4	33.506		42.806	95.0	1:45.921		7	29.743	104.0	33.441		42.220	95.0	1:45.404	
3	29.950	103.9	34.307		42.540	93.5	1:46.797		8	30.912	94.0	33.925		44.153	88.1	1:48.990	
4	30.255	105.4	35.811		42.990	95.9	1:49.056		9	29.473	99.3	34.984		43.371	90.4	1:47.828	
5	29.230	100.5	36.587		47.760	90.9	1:53.577		10								

51 Peter Needham (B)							March 703										
lap	Sect-1	Speed	Sect-2	Speed	Sect-3	Speed	Laptime	Pit	lap	Sect-1	Speed	Sect-2	Speed	Sect-3	Speed	Laptime	Pit
1		109.3	32.977		40.745	100.2	1:49.156		6	30.600	53.4	1:01.276		1:07.945	95.1	2:39.821	
2	27.465	110.4	31.863		40.707	99.8	1:40.035		7	27.711	111.8	31.949		40.493	101.1	1:40.153	
3	27.619	109.7	33.137		41.138	99.3	1:41.894		8	27.109	113.9	32.876		41.458	98.6	1:41.443	
4	27.147	110.9	31.776		41.067	100.9	1:39.990		9	27.145	112.6	31.459		40.087	98.7	1:38.691	
5	27.051	111.5	32.308		46.119	92.4	1:45.478		10								

52 Kim Shearn (B)							Penny Ford PF1										
lap	Sect-1	Speed	Sect-2	Speed	Sect-3	Speed	Laptime	Pit	lap	Sect-1	Speed	Sect-2	Speed	Sect-3	Speed	Laptime	Pit
1		94.8	41.006		46.136	89.9	2:11.922		6	34.312	90.3	38.569		46.266	88.4	1:59.147	
2	31.788	97.0	36.986		45.259	89.4	1:54.033		7	31.462	97.7	36.135		44.087	88.7	1:51.684	
3	32.092	97.7	37.167		45.312	88.2	1:54.571		8	31.388	97.3	38.928		47.054	83.7	1:57.370	
4	31.172	98.5	36.940		45.118	89.4	1:53.230		9	31.505	91.7	35.530		44.872	87.3	1:51.907	
5	37.851	76.4	44.924		48.849	81.1	2:11.624		10								

56 John Counsell (B)							Lotus 59										
lap	Sect-1	Speed	Sect-2	Speed	Sect-3	Speed	Laptime	Pit	lap	Sect-1	Speed	Sect-2	Speed	Sect-3	Speed	Laptime	Pit
1		93.5	37.560		45.376	94.2	2:04.546		6	37.246	65.3	43.312		48.322	95.0	2:08.880	
2	30.159	103.2	35.008		45.042	92.1	1:50.209		7	29.315	105.5	34.848		43.792	96.3	1:47.955	
3	30.577	100.8	35.312		46.195	94.2	1:52.084		8	29.304	102.5	36.292		45.350	90.4	1:50.946	
4	30.602	104.9	37.733		45.352	96.7	1:53.687		9	30.407	99.6	35.437		45.132	88.2	1:50.976	
5	30.067	90.9	40.242		48.984	80.9	1:59.293		10								



Session Start: 16:33:23 - Finish: 16:49:22

Weather/Track Conditions: Sun / Dry

Circuit: Cadwell Park

Track Length: 3.519 Km - 2.1866 miles

# Cadwell Park 'Wolds Trophy' Historic Race Meeting - 17 - 18 Jun 2017

## HSCC Historic Formula 3 for the Justin Haler Trophy

### Race 6 - Sector Analysis

63 Christoph Widmer (B)							Brabham BT18A										
lap	Sect-1	Speed	Sect-2	Speed	Sect-3	Speed	Laptime	Pit	lap	Sect-1	Speed	Sect-2	Speed	Sect-3	Speed	Laptime	Pit
1		111.3	32.037		40.458	98.9	1:47.660		6	37.848	39.3	1:00.561		1:07.408	97.6	2:45.817	
2	27.237	110.0	31.704		39.453	99.3	1:38.394		7	28.449	111.3	31.489		41.200	97.4	1:41.138	
3	27.259	110.7	31.147		40.385	98.6	1:38.791		8	27.762	107.5	31.270		39.788	97.0	1:38.820	
4	27.373	108.8	31.848		39.864	98.6	1:39.085		9	27.956	106.5	31.576		39.476	97.2	1:39.008	
5	27.724	109.1	32.895		42.423	84.4	1:43.042		10								

65 Peter Thompson (B)							Brabham BT21										
lap	Sect-1	Speed	Sect-2	Speed	Sect-3	Speed	Laptime	Pit	lap	Sect-1	Speed	Sect-2	Speed	Sect-3	Speed	Laptime	Pit
1		109.3	31.540		40.088	98.9	1:46.021		6	41.204	40.3	1:00.496		1:07.650	96.7	2:49.350	
2	27.382	108.4	31.193		39.377	98.2	1:37.952		7	28.433	108.6	31.059		56.647	96.9	1:56.139	
3	27.496	108.8	31.131		39.622	98.3	1:38.249		8	27.646	109.3	32.522		41.734	99.5	1:41.902	
4	27.496	108.2	31.519		39.767	98.2	1:38.782		9	28.551	110.6	33.279		42.196	97.9	1:44.026	
5	27.804	107.7	31.813		42.448	75.1	1:42.065		10								

69 Gregan Thruston (B)							Brabham BT21B										
lap	Sect-1	Speed	Sect-2	Speed	Sect-3	Speed	Laptime	Pit	lap	Sect-1	Speed	Sect-2	Speed	Sect-3	Speed	Laptime	Pit
1		102.5	38.998		42.322	97.4	2:04.519		6	31.885	97.5	37.583		1:01.377	94.6	2:10.845	
2	28.802	107.7	33.002		40.956	99.2	1:42.760		7	28.885	109.7	32.147		41.725	99.6	1:42.757	
3	28.322	109.8	33.477		42.707	99.5	1:44.506		8	28.481	110.2	33.391		41.905	100.2	1:43.777	
4	28.255	109.8	35.803		42.395	98.9	1:46.453		9	28.912	110.7	33.370		42.262	98.0	1:44.544	
5	28.572	107.2	37.343		48.342	94.4	1:54.257		10								

77 Francois Derossi (B)							Chevron B17										
lap	Sect-1	Speed	Sect-2	Speed	Sect-3	Speed	Laptime	Pit	lap	Sect-1	Speed	Sect-2	Speed	Sect-3	Speed	Laptime	Pit
1		105.7	31.447		40.138	99.5	1:46.450		2	27.196	111.1	31.427		39.418	99.9	1:38.041	

88 Michael Scott (B)							Brabham BT28										
lap	Sect-1	Speed	Sect-2	Speed	Sect-3	Speed	Laptime	Pit	lap	Sect-1	Speed	Sect-2	Speed	Sect-3	Speed	Laptime	Pit
1		110.7	33.136		41.405	100.2	1:51.070		5	27.333	104.5	32.351		45.754	88.2	1:45.438	
2	27.671	110.7	32.364		39.843	100.9	1:39.878		6	31.327	51.3	1:01.421		1:09.760	91.4	2:42.508	
3	27.303	110.7	32.641		40.643	100.0	1:40.587		7	27.808	110.4	31.068		40.283	99.8	1:39.159	
4	27.203	112.0	31.665		41.156	100.6	1:40.024		8	27.160	111.1	31.465		41.282	98.9	1:39.907	

89 Maurice Slotine (B)							Merlyn Mk14A										
lap	Sect-1	Speed	Sect-2	Speed	Sect-3	Speed	Laptime	Pit	lap	Sect-1	Speed	Sect-2	Speed	Sect-3	Speed	Laptime	Pit
1		106.2	33.573		42.172	98.9	1:55.180		6	32.186	102.1	37.245		1:01.683	93.5	2:11.114	
2	29.689	105.7	34.273		43.342	99.6	1:47.304		7	29.540	106.4	33.146		41.902	98.9	1:44.588	
3	30.202	105.4	34.043		41.995	96.3	1:46.240		8	28.301	108.9	33.575		42.446	97.7	1:44.322	
4	29.664	105.0	38.396		42.662	97.6	1:50.722		9	29.127	105.7	33.544		41.743	98.0	1:44.414	
5	29.459	101.5	36.601		47.587	89.4	1:53.647		10								

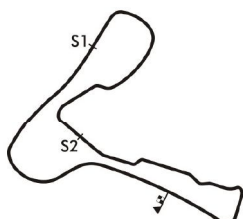
96 Keith Messer (B)							Vesey Ford										
lap	Sect-1	Speed	Sect-2	Speed	Sect-3	Speed	Laptime	Pit	lap	Sect-1	Speed	Sect-2	Speed	Sect-3	Speed	Laptime	Pit
1		110.2	33.679		42.394	98.9	1:54.683		2	28.860	107.7	34.185		44.493	97.7	1:47.538	

99 Paul Kite (I)							Brabham BT21										
lap	Sect-1	Speed	Sect-2	Speed	Sect-3	Speed	Laptime	Pit	lap	Sect-1	Speed	Sect-2	Speed	Sect-3	Speed	Laptime	Pit
1		108.6	32.961		41.542	96.7	1:50.500		3	27.410	107.9	32.597		41.154	96.2	1:41.161	
2	27.921	106.5	32.058		39.810	97.0	1:39.789		4								

111 James Claridge (B)							Tecno F3										
lap	Sect-1	Speed	Sect-2	Speed	Sect-3	Speed	Laptime	Pit	lap	Sect-1	Speed	Sect-2	Speed	Sect-3	Speed	Laptime	Pit
1		113.0	32.293		40.317	102.8	1:48.051		5	27.754	110.6	31.742		45.596	99.9	1:45.092	
2	26.964	116.3	31.896		39.986	102.0	1:38.846		6	31.938	43.5	1:00.470		1:06.601	103.4	2:39.009	
3	26.952	113.4	31.461		40.098	101.9	1:38.511		7	28.645	113.7	31.670		42.492	102.6	1:42.807	
4	26.940	114.1	32.317		44.213	100.6	1:43.470		8								



Session Start: 16:33:23 - Finish: 16:49:22

Weather/Track Conditions: Sun / Dry

Circuit: Cadwell Park

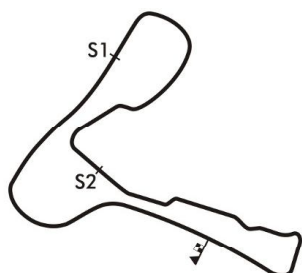
Track Length: 3.519 Km - 2.1866 miles

# Cadwell Park 'Wolds Trophy' Historic Race Meeting - 17 - 18 Jun 2017

## HSCC Historic Formula 3 for the Justin Haler Trophy

### Race 6 - Best Sector Times

	SECTOR 1			SECTOR 2			SECTOR 3			IDEAL / BEST LAP COMPARISON					
	NO	TIME	LAP	NO	TIME	LAP	NO	TIME	LAP	NO	NAME	BEST	IN	IDEAL	DIFF
1	14	26.317	3	14	30.469	3	14	38.129	3	14	Jonathan Milicevic	1:34.915	3	1:34.915	+0.000
2	25	26.319	3	25	30.862	3	25	38.730	3	65	Peter Thompson	1:37.952	2	1:37.818	+0.134
3	111	26.940	4	77	31.004	3	65	39.377	2	63	Christoph Widmer	1:38.394	2	1:37.837	+0.557
4	51	27.051	5	65	31.059	7	77	39.418	2	51	Peter Needham	1:38.691	9	1:38.597	+0.094
5	34	27.057	5	88	31.068	7	63	39.453	2	34	Jim Blockley	1:38.855	8	1:38.448	+0.407
6	10	27.108	3	34	31.117	9	99	39.810	2	20	Thierry Gallo	1:40.232	2	1:39.890	+0.342
7	88	27.160	8	63	31.147	3	88	39.843	2	24	Jon Waggitt	1:40.309	9	1:40.309	+0.000
8	77	27.196	2	51	31.459	9	24	39.909	9	6	Leif Bosson	1:42.177	2	1:42.133	+0.044
9	63	27.237	2	111	31.461	3	111	39.986	2	69	Gregan Thruston	1:42.757	7	1:41.358	+1.399
10	65	27.382	2	20	31.912	3	51	40.087	9	89	Maurice Slotine	1:44.322	8	1:43.190	+1.132
11	99	27.410	3	99	32.058	2	34	40.274	2	50	Jim Timms	1:45.404	7	1:44.891	+0.513
12	20	27.583	3	69	32.147	7	10	40.364	3	4	Andrew Thorpe	1:46.131	8	1:45.198	+0.933
13	6	27.983	2	24	32.236	9	20	40.395	2	19	Peter Froude	1:46.247	7	1:45.502	+0.745
14	24	28.164	9	10	32.369	3	6	40.850	2	56	John Counsell	1:47.955	7	1:47.944	+0.011
15	69	28.255	4	89	33.146	7	69	40.956	2	52	Kim Shearn	1:51.684	7	1:50.789	+0.895
16	89	28.301	8	16	33.213	2	89	41.743	9	25	Andrew Hbberd	1:35.911	3	1:35.911	+0.000
17	96	28.860	2	6	33.300	3	4	42.202	7	77	Francois Derossi	1:38.041	2	1:37.618	+0.423
18	4	28.905	8	50	33.441	7	50	42.220	7	111	James Claridge	1:38.511	3	1:38.387	+0.124
19	16	29.125	2	96	33.679	1	19	42.245	7	88	Michael Scott	1:39.159	7	1:38.071	+1.088
20	50	29.230	5	19	34.004	8	96	42.394	1	99	Paul Kite	1:39.789	2	1:39.278	+0.511
21	19	29.253	8	4	34.091	8	16	42.489	2	10	Paul Waine	1:39.841	3	1:39.841	+0.000
22	56	29.304	8	56	34.848	7	56	43.792	7	16	Mark Linstone	1:44.827	2	1:44.827	+0.000
23	52	31.172	4	52	35.530	9	52	44.087	7	96	Keith Messer	1:47.538	2	1:44.933	+2.605
24	35	32.855	2	35	40.105	2	35	46.322	1	35	Bert Smeets	2:27.437	1	1:59.282	+28.155
25	9			9			9			9	Andrew Tart				+
26	44			44			44			44	Peter Hamilton				+



Session Start: 16:33:23 - Finish: 16:49:22

Weather/Track Conditions: Sun / Dry

Circuit: Cadwell Park

Track Length: 3.519 Km - 2.1866 miles

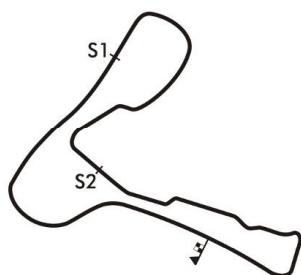


# Cadwell Park 'Wolds Trophy' Historic Race Meeting - 17 - 18 Jun 2017

## HSCC Historic Formula 3 for the Justin Haler Trophy

### Race 6 - Best Sector Speeds

	NO	SECTOR 1	MPH	NO	SECTOR 2	MPH	NO	SECTOR 3	MPH
1	25	Andrew Hbberd	116.5	NO SPEED TRAP			25	Andrew Hbberd	104.9
2	111	James Claridge	116.3				111	James Claridge	103.4
3	51	Peter Needham	113.9				34	Jim Blockley	103.3
4	14	Jonathan Milicevic	113.2				24	Jon Waggitt	102.2
5	24	Jon Waggitt	113.2				14	Jonathan Milicevic	101.9
6	10	Paul Waine	113.0				51	Peter Needham	101.1
7	34	Jim Blockley	113.0				88	Michael Scott	100.9
8	6	Leif Bosson	112.6				10	Paul Waine	100.6
9	20	Thierry Gallo	112.4				6	Leif Bosson	100.2
10	88	Michael Scott	112.0				69	Gregan Thruston	100.2
11	63	Christoph Widmer	111.3				77	Francois Derossi	99.9
12	77	Francois Derossi	111.1				89	Maurice Slotine	99.6
13	69	Gregan Thruston	110.7				65	Peter Thompson	99.5
14	65	Peter Thompson	110.6				63	Christoph Widmer	99.3
15	4	Andrew Thorpe	110.2				20	Thierry Gallo	99.2
16	96	Keith Messer	110.2				96	Keith Messer	98.9
17	89	Maurice Slotine	108.9				4	Andrew Thorpe	98.7
18	99	Paul Kite	108.6				16	Mark Linstone	98.0
19	16	Mark Linstone	107.9				19	Peter Froude	97.6
20	50	Jim Timms	106.4				99	Paul Kite	97.0
21	35	Bert Smeets	105.5				56	John Counsell	96.7
22	56	John Counsell	105.5				50	Jim Timms	95.9
23	19	Peter Froude	104.7				35	Bert Smeets	94.2
24	52	Kim Shearn	98.5				52	Kim Shearn	89.9
25	44	Peter Hamilton	91.9				9	Andrew Tart	0.0
26	9	Andrew Tart	88.8				44	Peter Hamilton	0.0



**Session Start: 16:33:23 - Finish: 16:49:22**

**Weather/Track Conditions: Sun / Dry**

**Circuit: Cadwell Park**

**Track Length: 3.519 Km - 2.1866 miles**



# Cadwell Park 'Wolds Trophy' Historic Race Meeting - 17 - 18 Jun 2017

## HSCC Historic Formula 3 for the Justin Haler Trophy

### Race 6 - Lap Chart

Lap 1			Lap 2			Lap 3			Lap 4			Lap 5			Lap 6		
NO	Behind	Laptime	NO	Behind	Laptime	NO	Behind	Laptime	NO	Behind	Laptime	NO	Behind	Laptime	NO	Behind	Laptime
14		1:43.144	14		1:35.928	14		1:34.915	14		1:35.266	14		1:35.687	14		3:06.292
25	0.829	1:43.973	25	1.120	1:36.219	25	2.116	1:35.911	25	3.455	1:36.605	25	6.387	1:38.619	25	0.582	3:00.487
65	2.877	1:46.021	65	4.901	1:37.952	65	8.235	1:38.249	65	11.751	1:38.782	65	18.129	1:42.065	65	1.187	2:49.350
77	3.306	1:46.450	77	5.419	1:38.041	63	10.858	1:38.791	63	14.677	1:39.085	63	22.032	1:43.042	63	1.557	2:45.817
63	4.516	1:47.660	63	6.982	1:38.394	111	11.421	1:38.511	111	19.625	1:43.470	111	29.030	1:45.092	111	1.747	2:39.009
111	4.907	1:48.051	111	7.825	1:38.846	34	15.790	1:40.278	34	21.090	1:40.566	34	29.904	1:44.501	34	2.322	2:38.710
51	6.012	1:49.156	51	10.119	1:40.035	51	17.098	1:41.894	51	21.822	1:39.990	51	31.613	1:45.478	51	5.142	2:39.821
34	6.892	1:50.036	34	10.427	1:39.463	99	17.463	1:41.161	88	22.306	1:40.024	88	32.057	1:45.438	88	8.273	2:42.508
99	7.356	1:50.500	99	11.217	1:39.789	88	17.548	1:40.587	20	26.082	1:42.348	20	35.071	1:44.676	20	8.941	2:40.162
88	7.926	1:51.070	88	11.876	1:39.878	10	17.631	1:39.841	6	33.229	1:44.326	6	45.538	1:47.996	6	9.251	2:30.005
10	8.479	1:51.623	10	12.705	1:40.154	20	19.000	1:40.332	24	36.495	1:43.051	24	51.418	1:50.610	24	9.941	2:24.815
20	9.279	1:52.423	20	13.583	1:40.232	6	24.169	1:42.646	69	48.985	1:46.453	69	1:07.555	1:54.257	69	12.108	2:10.845
6	10.189	1:53.333	6	16.438	1:42.177	24	28.710	1:42.340	89	50.193	1:50.722	89	1:08.153	1:53.647	89	12.975	2:11.114
96	11.539	1:54.683	24	21.285	1:44.934	89	34.737	1:46.240	50	51.263	1:49.056	50	1:09.153	1:53.577	50	13.867	2:11.006
89	12.036	1:55.180	96	23.149	1:47.538	50	37.473	1:46.797	19	1:05.129	1:49.103	19	1:33.106	2:03.664	19	35.355	2:08.541
24	12.279	1:55.423	89	23.412	1:47.304	69	37.798	1:44.506	4	1:09.285	1:51.586	4	1:33.690	2:00.092	4	36.603	2:09.205
16	15.128	1:58.272	16	24.027	1:44.827	19	51.292	1:49.746	56	1:11.273	1:53.687	56	1:34.879	1:59.293	56	37.467	2:08.880
50	15.598	1:58.742	50	25.591	1:45.921	56	52.852	1:52.084	52	1:24.503	1:53.230	52	2:00.440	2:11.624	52	53.295	1:59.147
69	21.375	2:04.519	69	28.207	1:42.760	4	52.965	1:49.676									
56	21.402	2:04.546	56	35.683	1:50.209	52	1:06.539	1:54.571									
19	23.747	2:06.891	19	36.461	1:48.642												
4	25.558	2:08.702	4	38.204	1:48.574												
52	28.778	2:11.922	52	46.883	1:54.033												
35	44.293	2:27.437															

**Session Start: 16:33:23 - Finish: 16:49:22**

**Weather/Track Conditions: Sun/Dry**

**Circuit: Cadwell Park**

**Track Length: 3.519 Km - 2.1866 miles**

# Cadwell Park 'Wolds Trophy' Historic Race Meeting - 17 - 18 Jun 2017

## HSCC Historic Formula 3 for the Justin Haler Trophy

### Race 6 - Lap Chart

Lap 7			Lap 8			Lap 9		
NO	Behind	Laptime	NO	Behind	Laptime	NO	Behind	Laptime
14		1:36.460	14		1:36.545	14		1:38.144
63	6.235	1:41.138	63	8.510	1:38.820	63	9.374	1:39.008
34	7.880	1:42.018	34	10.190	1:38.855	34	12.140	1:40.094
111	8.094	1:42.807	25	12.260	1:40.521	51	14.280	1:38.691
25	8.284	1:44.162	51	13.733	1:41.443	20	24.644	1:43.187
51	8.835	1:40.153	88	14.334	1:39.907	24	27.428	1:40.309
88	10.972	1:39.159	20	19.601	1:42.072	6	31.792	1:44.774
20	14.074	1:41.593	6	25.162	1:43.578	69	32.037	1:44.544
6	18.129	1:45.338	24	25.263	1:43.232	65	32.105	1:44.026
69	18.405	1:42.757	69	25.637	1:43.777	89	35.150	1:44.414
24	18.576	1:45.095	65	26.223	1:41.902	50	44.940	1:47.828
65	20.866	1:56.139	89	28.880	1:44.322	19	1:06.312	1:49.587
89	21.103	1:44.588	50	35.256	1:48.990	4	1:06.689	1:48.967
50	22.811	1:45.404	19	54.869	1:46.272	56	1:16.195	1:50.976
19	45.142	1:46.247	4	55.866	1:46.131	52	1:43.107	1:51.907
4	46.280	1:46.137	56	1:03.363	1:50.946			
56	48.962	1:47.955	52	1:29.344	1:57.370			
52	1:08.519	1:51.684						

Session Start: 16:33:23 - Finish: 16:49:22

Weather/Track Conditions: Sun/Dry

Circuit: Cadwell Park

Track Length: 3.519 Km - 2.1866 miles

# Cadwell Park 'Wolds Trophy' Historic Race Meeting - 17 - 18 Jun 2017

## HSCC Historic Formula 3 for the Justin Haler Trophy Race 13 - Starting Grid - AMENDED

Sheet No:

*Start Time : 11:35 - Heat Duration : 20 Minutes*

12		24 <b>2</b> Barry Sewell		23 <b>57</b> Simon Haughton
11		22 <b>44</b> Peter Hamilton		21 <b>35</b> Bert Smeets
10		20 <b>52</b> Kim Shearn		19 <b>96</b> Keith Messer
9		18 <b>19</b> Peter Froude		17 <b>4</b> Andrew Thorpe
8		16 <b>50</b> Jim Timms		15 <b>16</b> Mark Linstone
7		14 <b>89</b> Maurice Slot ine		13 <b>69</b> Gregan Thruston
6		12 <b>6</b> Leif Bosson		11 <b>24</b> Jon Waggitt
5		10 <b>20</b> Thierry Gallo		9 <b>99</b> Paul Kite
4		8 <b>88</b> Michael Scott		7 <b>34</b> Jim Blockley
3		6 <b>51</b> Peter Needham		5 <b>63</b> Christ oph Widmer
2		4 <b>77</b> Francois Derossi		3 <b>65</b> Peter Thompson
1		2 <b>25</b> A ndrew Hibberd		1 <b>14</b> Jonat han Mi licevic
ROW		Pole Left		

Cars 2 & 57 to start from back of grid. Cars 9, 10 & 56 withdrawn.

*Circuit: Cadwell Park*

*Track Length: 3.519 Km - 2.1866 miles*

These results are provisional until the conclusion of any judicial and technical matters.		
Clerk of the Course:  <div style="text-align: right;">Julian Floyd</div>	Timekeeper:  <div style="text-align: right;">Nick Palmer</div>	Issued at:

# Cadwell Park 'Wolds Trophy' Historic Race Meeting - 17 - 18 Jun 2017

## HSCC Historic Formula 3 for the Justin Haler Trophy

### Race 13 - Classification

Sheet No:

POS	NO	DRIVER/S	CLASS	CLASS POS	CAR MAKE / MODEL	TIME	LAPS	GAP	DIFF	MPH	BEST	ON
1	14	Jonathan Milicevic	B	1	Brabham BT21B	20:14.914	12	-- 12 laps		77.75	1:34.874	3
2	25	Andrew Hibberd	B	2	Brabham BT18	20:33.930	12	19.016	19.016	76.55	1:35.232	2
3	77	Francois Derossi	B	3	Chevron B17	20:40.092	12	25.178	6.162	76.17	1:38.144	4
4	51	Peter Needham	B	4	March 703	20:40.547	12	25.633	0.455	76.14	1:37.848	6
5	63	Christoph Widmer	B	5	Brabham BT18A	20:49.572	12	34.658	9.025	75.59	1:39.095	2
6	24	Jon Waggitt	B	6	Chevron B15	21:03.702	12	48.788	14.130	74.74	1:39.989	4
7	99	Paul Kite	I	1	Brabham BT21	21:06.210	12	51.296	2.508	74.60	1:41.084	4
8	34	Jim Blockley	B	7	Brabham BT21B	21:09.974	12	55.060	3.764	74.38	1:38.725	4
9	88	Michael Scott	B	8	Brabham BT28	21:11.219	12	56.305	1.245	74.30	1:40.648	4
10	20	Thierry Gallo	B	9	Tecno F3	21:13.477	12	58.563	2.258	74.17	1:41.136	4
11	19	Peter Froude	B	10	Tecno F3	21:39.385	12	1:24.471	25.908	72.69	1:44.013	5
12	6	Leif Bosson	B	11	Brabham BT28	21:43.409	12	1:28.495	4.024	72.47	1:44.370	4
13	89	Maurice Slotine	B	12	Merlyn Mk14A	21:44.099	12	1:29.185	0.690	72.43	1:44.417	4
14	2	Barry Sewell	B	13	Lotus 41	21:48.545	12	1:33.631	4.446	72.18	1:43.685	5
15	50	Jim Timms	B	14	Brabham BT21B	20:20.249	11	-- 11 laps	17.613	70.95	1:44.282	3
16	96	Keith Messer	B	15	Vesey Ford	20:36.822	11	16.573	16.573	70.00	1:44.485	4
17	52	Kim Shearn	B	16	Penny Ford PF1	21:13.597	11	53.348	36.775	67.98	1:49.102	3
18	35	Bert Smeets	B	17	Chevron B17	21:17.848	11	57.599	4.251	67.76	1:51.106	5
19	4	Andrew Thorpe	B	18	Lotus 31	22:13.009	11	1:52.760	55.161	64.95	1:47.858	4

----- NOT CLASSIFIED -----

DNF 65	Peter Thompson	B	Brabham BT21	13:48.109	8	-- 8 laps --		76.04	1:39.272	3	
DNF 69	Gregan Thruston	B	Brabham BT21B	3:36.593	2	-- 2 laps --		7.620	72.68	1:43.464	2
DNF 16	Mark Linstone	B	Brabham BT21B	1:55.728	1	-- 1 laps --		2.599	68.02	1:55.728	1

----- FASTEST LAP SUMMARY -----

NO	DRIVER/S	CLASS	CAR MAKE / MODEL	FASTEST LAP	ON	MPH
14	Jonathan Milicevic	B	Brabham BT21B	1:34.874	3	82.97
99	Paul Kite	I	Brabham BT21	1:41.084	4	77.87

Session Start: 11:36:21 - Finish: 11:56:35

Weather/Track Conditions: Sun/Dry

Circuit: Cadwell Park

Track Length: 3.519 Km - 2.1866 miles

These results are provisional until the conclusion of any judicial and technical matters.

Clerk of the Course:  <div style="text-align: right;">Julian Floyd</div>	Timekeeper:  <div style="text-align: right;">Nick Palmer</div>	Issued at:
--	--	------------

# Cadwell Park 'Wolds Trophy' Historic Race Meeting - 17 - 18 Jun 2017

## HSCC Historic Formula 3 for the Justin Haler Trophy

### Race 13 - Sector Analysis

2 Barry Sewell (B)							Lotus 41										
lap	Sect-1	Speed	Sect-2	Speed	Sect-3	Speed	Laptime	Pit	lap	Sect-1	Speed	Sect-2	Speed	Sect-3	Speed	Laptime	Pit
1		102.8	35.840		41.633	94.0	2:00.863		7	30.234	107.0	36.658		45.783	94.4	1:52.675	
2	29.453	104.9	33.527		42.779	95.1	1:45.759		8	30.695	105.2	35.872		44.749	92.6	1:51.316	
3	29.566	105.8	33.980		42.169	95.0	1:45.715		9	30.449	107.2	34.678		43.763	95.4	1:48.890	
4	29.435	104.7	33.414		41.410	94.2	1:44.259		10	29.549	107.2	34.962		44.322	96.2	1:48.833	
5	29.029	105.4	33.006		41.650	94.4	1:43.685		11	29.640	107.2	36.255		49.447	93.3	1:55.342	
6	29.439	105.4	33.073		42.787	95.0	1:45.299		12	30.152	104.2	33.141		42.616	91.5	1:45.909	

4 Andrew Thorpe (B)							Lotus 31										
lap	Sect-1	Speed	Sect-2	Speed	Sect-3	Speed	Laptime	Pit	lap	Sect-1	Speed	Sect-2	Speed	Sect-3	Speed	Laptime	Pit
1		97.5	37.599		44.075	99.6	2:05.722		7	36.894	93.3	41.134		53.578	85.8	2:11.606	
2	31.637	95.7	36.615		43.899	100.6	1:52.151		8	38.831	79.9	41.918		52.411	89.5	2:13.160	
3	31.027	104.2	35.448		42.768	98.2	1:49.243		9	39.336	102.3	41.059		52.482	90.1	2:12.877	
4	29.973	109.1	35.102		42.783	98.4	1:47.858		10	35.304	105.0	41.934		54.392	90.7	2:11.630	
5	29.487	109.8	35.509		42.967	98.7	1:47.963		11	33.484	108.1	39.983		50.151	81.3	2:03.618	
6	30.910	110.2	36.966		49.305	92.1	1:57.181		12								

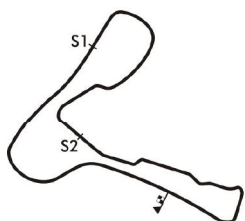
6 Leif Bosson (B)							Brabham BT28										
lap	Sect-1	Speed	Sect-2	Speed	Sect-3	Speed	Laptime	Pit	lap	Sect-1	Speed	Sect-2	Speed	Sect-3	Speed	Laptime	Pit
1		112.8	34.847		41.667	100.2	1:55.526		7	31.202	107.5	36.832		45.175	97.0	1:53.209	
2	28.583	111.3	33.513		43.417	98.7	1:45.513		8	30.579	107.5	36.565		43.837	96.9	1:50.981	
3	28.772	110.9	34.211		41.630	99.0	1:44.613		9	29.843	108.6	35.468		43.785	98.3	1:49.096	
4	28.959	110.2	33.574		41.837	98.9	1:44.370		10	29.214	109.3	35.848		43.712	98.9	1:48.774	
5	28.366	110.2	33.374		42.792	97.7	1:44.532		11	29.760	110.4	36.683		43.603	98.3	1:50.046	
6	30.644	108.1	34.365		44.653	96.9	1:49.662		12	28.723	111.8	35.114		43.250	96.9	1:47.087	

14 Jonathan Milicevic (B)							Brabham BT21B										
lap	Sect-1	Speed	Sect-2	Speed	Sect-3	Speed	Laptime	Pit	lap	Sect-1	Speed	Sect-2	Speed	Sect-3	Speed	Laptime	Pit
1		111.5	31.150		38.271	100.9	1:42.451		7	27.807	113.6	32.957		40.585	101.9	1:41.349	
2	26.487	112.8	30.396		38.176	101.1	1:35.059		8	29.296	111.5	33.742		42.449	99.9	1:45.487	
3	26.443	113.4	30.524		37.907	101.9	1:34.874		9	30.497	107.7	35.543		42.456	99.5	1:48.496	
4	26.221	113.0	30.258		38.452	100.6	1:34.931		10	30.914	108.6	35.192		42.201	100.0	1:48.307	
5	26.488	112.6	30.634		38.263	101.1	1:35.385		11	29.999	109.5	34.310		42.173	100.6	1:46.482	
6	26.614	112.4	31.286		39.726	101.4	1:37.626		12	28.431	112.4	34.180		41.856	99.6	1:44.467	

16 Mark Linstone (B)							Brabham BT21B										
lap	Sect-1	Speed	Sect-2	Speed	Sect-3	Speed	Laptime	Pit	lap	Sect-1	Speed	Sect-2	Speed	Sect-3	Speed	Laptime	Pit
1		109.1	34.552		41.660	99.9	1:55.728		2								

19 Peter Froude (B)							Tecno F3										
lap	Sect-1	Speed	Sect-2	Speed	Sect-3	Speed	Laptime	Pit	lap	Sect-1	Speed	Sect-2	Speed	Sect-3	Speed	Laptime	Pit
1		102.3	35.404		42.165	97.4	1:59.153		7	30.054	105.0	35.814		44.130	96.2	1:49.998	
2	29.707	107.2	34.726		42.247	97.6	1:46.680		8	30.627	106.2	35.486		43.727	96.7	1:49.840	
3	29.435	106.5	34.695		42.898	98.2	1:47.028		9	29.926	106.9	34.878		43.481	98.2	1:48.285	
4	29.264	104.2	33.950		40.892	99.8	1:44.106		10	29.385	106.7	35.500		43.697	98.9	1:48.582	
5	28.735	108.2	34.293		40.985	98.7	1:44.013		11	29.770	108.6	36.584		42.264	96.5	1:48.618	
6	29.095	106.5	34.709		44.927	96.2	1:48.731		12	29.317	106.4	33.431		41.603	94.6	1:44.351	

20 Thierry Gallo (B)							Tecno F3										
lap	Sect-1	Speed	Sect-2	Speed	Sect-3	Speed	Laptime	Pit	lap	Sect-1	Speed	Sect-2	Speed	Sect-3	Speed	Laptime	Pit
1		108.6	33.171		41.709	98.0	1:52.936		7	28.046	102.8	33.811		43.856	96.2	1:45.713	
2	28.180	110.0	33.847		41.259	97.9	1:43.286		8	29.661	109.5	34.432		44.497	95.2	1:48.590	
3	28.185	110.4	32.612		41.028	98.9	1:41.825		9	28.344	108.4	36.175		44.913	95.9	1:49.432	
4	27.966	109.7	32.139		41.031	96.3	1:41.136		10	29.700	106.9	36.028		43.162	96.6	1:48.890	
5	27.857	109.3	32.209		43.836	97.3	1:43.902		11	28.325	107.7	35.349		42.932	95.9	1:46.606	
6	28.609	110.2	32.902		42.286	97.2	1:43.797		12	28.292	108.2	36.379		42.693	94.6	1:47.364	



Session Start: 11:36:21 - Finish: 11:56:35

Weather/Track Conditions: Sun / Dry

Circuit: Cadwell Park

Track Length: 3.519 Km - 2.1866 miles

# Cadwell Park 'Wolds Trophy' Historic Race Meeting - 17 - 18 Jun 2017

## HSCC Historic Formula 3 for the Justin Haler Trophy

### Race 13 - Sector Analysis

24 Jon Waggitt (B)								Chevron B15							
lap	Sect-1	Speed	Sect-2	Speed	Sect-3	Speed	Laptime Pit	lap	Sect-1	Speed	Sect-2	Speed	Sect-3	Speed	Laptime Pit
1		113.4	33.428		41.125	103.0	1:51.207	7	28.919	108.6	36.491		43.297	102.5	1:48.707
2	28.523	109.1	33.329		40.782	99.6	1:42.634	8	29.274	110.9	34.647		41.959	100.5	1:45.880
3	28.517	109.3	33.379		39.920	100.8	1:41.816	9	28.881	111.3	35.553		44.429	100.0	1:48.863
4	28.087	110.7	32.212		39.690	100.6	1:39.989	10	29.716	109.5	34.358		43.005	99.6	1:47.079
5	27.725	110.9	33.121		41.812	99.0	1:42.658	11	29.456	109.7	33.769		42.216	102.0	1:45.441
6	28.647	109.8	34.344		42.799	100.2	1:45.790	12	28.806	109.7	33.415		41.417	99.0	1:43.638

25 Andrew Hibberd (B)								Brabham BT18							
lap	Sect-1	Speed	Sect-2	Speed	Sect-3	Speed	Laptime Pit	lap	Sect-1	Speed	Sect-2	Speed	Sect-3	Speed	Laptime Pit
1		117.5	31.375		38.763	103.3	1:43.358	7	27.395	115.1	31.901		53.336	99.8	1:52.632
2	26.285	116.3	30.524		38.423	103.9	1:35.232	8	28.305	113.4	32.930		42.551	100.8	1:43.786
3	26.242	116.3	30.605		38.470	103.9	1:35.317	9	28.365	112.8	33.185		42.132	100.6	1:43.682
4	26.241	115.7	30.624		39.413	102.2	1:36.278	10	28.203	113.4	34.565		42.950	100.3	1:45.718
5	26.714	114.3	30.562		39.096	101.6	1:36.372	11	31.835	104.0	35.501		43.914	101.9	1:51.250
6	26.785	114.7	31.117		40.391	101.3	1:38.293	12	32.108	95.3	35.469		44.435	92.5	1:52.012

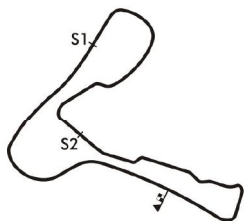
34 Jim Blockley (B)								Brabham BT21B							
lap	Sect-1	Speed	Sect-2	Speed	Sect-3	Speed	Laptime Pit	lap	Sect-1	Speed	Sect-2	Speed	Sect-3	Speed	Laptime Pit
1		109.8	33.424		41.404	98.2	1:51.044	7	28.887	108.9	33.844		42.774	98.7	1:45.505
2	28.692	108.2	33.913		41.028	97.7	1:43.633	8	28.908	108.6	34.460		44.934	98.4	1:48.302
3	27.764	110.2	31.775		40.199	98.6	1:39.738	9	28.657	109.3	34.938		46.017	98.6	1:49.612
4	27.291	107.5	31.513		39.921	99.8	1:38.725	10	30.142	106.7	35.332		44.969	99.5	1:50.443
5	27.004	110.7	32.302		40.930	99.2	1:40.236	11	28.577	110.2	35.091		43.200	99.0	1:46.868
6	28.129	109.1	36.477		44.194	98.4	1:48.800	12	29.393	109.7	34.279		43.396	92.9	1:47.068

35 Bert Smeets (B)								Chevron B17							
lap	Sect-1	Speed	Sect-2	Speed	Sect-3	Speed	Laptime Pit	lap	Sect-1	Speed	Sect-2	Speed	Sect-3	Speed	Laptime Pit
1		102.6	37.622		44.519	95.9	2:05.260	7	31.383	105.2	38.900		48.412	92.6	1:58.695
2	31.254	105.2	36.827		44.189	95.5	1:52.270	8	32.660	104.2	38.957		49.623	95.6	2:01.240
3	31.229	95.5	37.922		44.349	95.4	1:53.500	9	31.228	102.5	39.227		45.927	95.2	1:56.382
4	31.266	104.9	36.059		43.866	95.2	1:51.191	10	30.974	103.9	38.164		46.293	92.0	1:55.431
5	30.911	105.2	35.839		44.356	95.6	1:51.106	11	33.264	104.2	38.731		45.832	93.6	1:57.827
6	31.473	104.5	37.365		46.108	94.3	1:54.946	12							

50 Jim Timms (B)								Brabham BT21B							
lap	Sect-1	Speed	Sect-2	Speed	Sect-3	Speed	Laptime Pit	lap	Sect-1	Speed	Sect-2	Speed	Sect-3	Speed	Laptime Pit
1		103.4	34.659		42.962	94.8	1:58.063	7	31.390	103.4	36.164		46.529	91.2	1:54.083
2	28.648	106.5	33.435		42.411	93.9	1:44.494	8	31.679	103.2	37.287		46.801	90.3	1:55.767
3	28.654	107.9	33.990		41.638	95.8	1:44.282	9	32.293	99.4	37.373		46.601	89.4	1:56.267
4	28.714	106.2	33.527		42.125	96.1	1:44.366	10	32.862	96.4	37.145		45.690	90.1	1:55.697
5	28.458	107.4	33.646		43.079	93.6	1:45.183	11	31.945	97.4	35.647		45.143	89.7	1:52.735
6	29.418	101.8	34.266		45.628	90.1	1:49.312	12							

51 Peter Needham (B)								March 703							
lap	Sect-1	Speed	Sect-2	Speed	Sect-3	Speed	Laptime Pit	lap	Sect-1	Speed	Sect-2	Speed	Sect-3	Speed	Laptime Pit
1		112.2	33.075		40.491	100.0	1:49.633	7	27.360	110.0	32.353		50.057	99.2	1:49.770
2	27.513	111.7	31.502		39.798	99.8	1:38.813	8	28.219	111.7	34.163		43.125	99.5	1:45.507
3	27.137	111.7	31.652		39.823	101.7	1:38.612	9	28.650	110.2	33.441		43.717	98.0	1:45.808
4	27.192	113.9	32.524		42.199	101.6	1:41.915	10	28.997	109.5	33.572		42.407	100.9	1:44.976
5	27.389	111.8	31.343		39.787	102.5	1:38.519	11	29.342	112.0	34.123		41.799	97.6	1:45.264
6	27.192	109.7	31.147		39.509	98.7	1:37.848	12	27.737	110.0	33.070		43.075	99.0	1:43.882

52 Kim Shearn (B)								Penny Ford PF1							
lap	Sect-1	Speed	Sect-2	Speed	Sect-3	Speed	Laptime Pit	lap	Sect-1	Speed	Sect-2	Speed	Sect-3	Speed	Laptime Pit
1		100.6	36.505		44.544	90.9	2:03.614	7	35.351	88.2	39.598		49.706	85.3	2:04.655
2	30.936	100.6	35.394		43.988	91.1	1:50.318	8	34.476	93.5	40.033		49.110	86.2	2:03.619
3	30.459	100.2	35.094		43.549	91.0	1:49.102	9	34.500	97.7	37.596		46.511	88.8	1:58.607
4	30.811	101.2	35.044		43.613	90.0	1:49.468	10	32.086	99.4	36.594		46.022	87.2	1:54.702
5	30.376	99.6	35.099		44.300	90.4	1:49.775	11	31.834	99.9	36.930		47.236	89.9	1:56.000
6	30.793	99.9	35.261		47.683	86.9	1:53.737	12							



Session Start: 11:36:21 - Finish: 11:56:35

Weather/Track Conditions: Sun/Dry

Circuit: Cadwell Park

Track Length: 3.519 Km - 2.1866 miles

# Cadwell Park 'Wolds Trophy' Historic Race Meeting - 17 - 18 Jun 2017

## HSCC Historic Formula 3 for the Justin Haler Trophy

### Race 13 - Sector Analysis

63 Christoph Widmer (B)								Brabham BT18A							
lap	Sect-1	Speed	Sect-2	Speed	Sect-3	Speed	Laptime Pit	lap	Sect-1	Speed	Sect-2	Speed	Sect-3	Speed	Laptime Pit
1		110.6	32.681		40.281	98.9	1:48.461	7	27.949	109.3	33.204		43.987	96.7	1:45.140
2	27.461	112.0	32.077		39.557	99.3	1:39.095	8	28.606	107.7	34.154		43.020	96.7	1:45.780
3	27.401	111.7	32.069		39.690	98.9	1:39.160	9	28.996	108.6	34.367		43.907	97.3	1:47.270
4	27.363	110.0	32.449		41.636	97.6	1:41.448	10	29.756	108.9	34.276		43.533	97.4	1:47.565
5	27.695	108.8	31.716		39.799	97.6	1:39.210	11	28.534	109.3	35.822		43.018	96.6	1:47.374
6	28.095	110.4	32.201		41.605	97.3	1:41.901	12	28.896	108.6	34.538		43.734	95.5	1:47.168

65 Peter Thompson (B)								Brabham BT21							
lap	Sect-1	Speed	Sect-2	Speed	Sect-3	Speed	Laptime Pit	lap	Sect-1	Speed	Sect-2	Speed	Sect-3	Speed	Laptime Pit
1		106.0	33.218		40.564	97.4	1:49.211	5	27.735	108.2	32.036		39.826	99.2	1:39.597
2	28.012	107.2	31.910		39.840	98.3	1:39.762	6	27.467	111.1	38.049		41.015	95.6	1:46.531
3	27.494	109.7	31.930		39.848	97.4	1:39.272	7	28.453	107.2	32.887		44.370	95.6	1:45.710
4	27.650	109.5	31.858		40.870	98.6	1:40.378	8	28.915	106.5	33.868		44.865	94.7	1:47.648

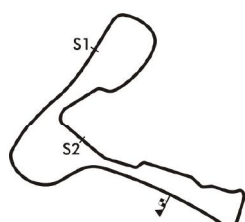
69 Gegan Thruston (B)								Brabham BT21B							
lap	Sect-1	Speed	Sect-2	Speed	Sect-3	Speed	Laptime Pit	lap	Sect-1	Speed	Sect-2	Speed	Sect-3	Speed	Laptime Pit
1		109.1	33.223		41.508	100.0	1:53.129	2	28.103	110.7	34.079		41.282	100.0	1:43.464

77 Francois Derossi (B)								Chevron B17							
lap	Sect-1	Speed	Sect-2	Speed	Sect-3	Speed	Laptime Pit	lap	Sect-1	Speed	Sect-2	Speed	Sect-3	Speed	Laptime Pit
1		103.7	31.177		41.369	96.5	1:47.523	7	28.129	107.9	32.714		43.827	95.8	1:44.670
2	28.183	106.2	31.326		39.470	96.5	1:38.979	8	29.828	106.2	34.597		45.156	95.2	1:49.581
3	28.126	106.7	31.205		39.059	97.2	1:38.390	9	31.104	106.2	35.303		43.201	96.7	1:49.608
4	27.635	107.2	31.059		39.450	97.0	1:38.144	10	29.727	106.4	33.675		43.255	97.2	1:46.657
5	27.579	108.6	31.413		39.325	97.0	1:38.317	11	29.501	107.7	34.131		42.420	98.9	1:46.052
6	27.654	107.2	31.837		39.700	96.3	1:39.191	12	28.047	111.7	32.629		42.304	96.7	1:42.980

88 Michael Scott (B)								Brabham BT28							
lap	Sect-1	Speed	Sect-2	Speed	Sect-3	Speed	Laptime Pit	lap	Sect-1	Speed	Sect-2	Speed	Sect-3	Speed	Laptime Pit
1		107.9	33.207		41.540	99.2	1:52.413	7	28.921	108.8	33.668		42.856	96.2	1:45.445
2	28.067	109.3	34.102		41.142	98.4	1:43.311	8	28.838	106.2	33.011		43.518	99.2	1:45.367
3	28.246	110.0	32.560		41.075	97.2	1:41.881	9	29.131	107.2	41.013		45.603	92.0	1:55.747
4	27.686	108.6	32.286		40.676	99.8	1:40.648	10	30.706	104.5	34.597		43.035	97.9	1:48.338
5	27.934	109.5	32.816		43.035	95.5	1:43.785	11	28.601	107.4	34.368		43.033	99.5	1:46.002
6	28.334	105.8	32.554		42.595	97.3	1:43.483	12	28.228	110.0	34.178		42.393	87.4	1:44.799

89 Maurice Slotine (B)								Merlyn Mk14A							
lap	Sect-1	Speed	Sect-2	Speed	Sect-3	Speed	Laptime Pit	lap	Sect-1	Speed	Sect-2	Speed	Sect-3	Speed	Laptime Pit
1		104.2	34.461		41.721	97.2	1:57.038	7	29.819	106.2	34.827		44.378	96.9	1:49.024
2	28.439	106.7	33.417		42.589	97.7	1:44.445	8	30.747	104.2	36.128		44.023	96.2	1:50.898
3	28.793	110.7	34.033		41.648	99.6	1:44.474	9	29.273	108.1	34.196		44.447	97.2	1:47.916
4	29.128	109.5	33.290		41.999	99.6	1:44.417	10	28.850	110.2	34.893		44.179	97.9	1:47.922
5	28.656	109.3	40.788		44.875	95.9	1:54.319	11	29.592	105.7	35.998		43.615	98.3	1:49.205
6	30.025	104.4	34.547		42.582	95.9	1:47.154	12	28.668	109.3	34.856		43.763	98.6	1:47.287

96 Keith Messer (B)								Vesey Ford							
lap	Sect-1	Speed	Sect-2	Speed	Sect-3	Speed	Laptime Pit	lap	Sect-1	Speed	Sect-2	Speed	Sect-3	Speed	Laptime Pit
1		98.0	37.711		44.172	96.3	2:06.366	7	32.818	105.2	36.353		48.261	92.0	1:57.432
2	30.583	107.5	34.917		42.545	95.9	1:48.045	8	31.781	104.5	35.774		48.014	89.9	1:55.569
3	30.385	106.5	35.148		43.038	95.2	1:48.571	9	32.537	104.0	36.389		47.163	94.3	1:56.089
4	29.596	105.7	32.929		41.960	95.6	1:44.485	10	31.722	107.0	36.121		45.599	90.5	1:53.442
5	29.115	106.7	33.613		42.325	95.4	1:45.053	11	30.952	105.7	35.830		44.423	91.1	1:51.205
6	29.482	106.2	34.269		46.814	91.9	1:50.565	12							



Session Start: 11:36:21 - Finish: 11:56:35

Weather/Track Conditions: Sun / Dry

Circuit: Cadwell Park

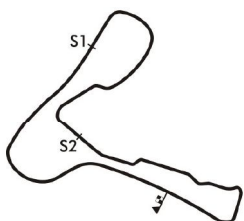
Track Length: 3.519 Km - 2.1866 miles

# Cadwell Park 'Wolds Trophy' Historic Race Meeting - 17 - 18 Jun 2017

## HSCC Historic Formula 3 for the Justin Haler Trophy

### Race 13 - Sector Analysis

99 Paul Kite (I)								Brabham BT21							
lap	Sect-1	Speed	Sect-2	Speed	Sect-3	Speed	Laptime Pit	lap	Sect-1	Speed	Sect-2	Speed	Sect-3	Speed	Laptime Pit
1		111.7	33.223		41.047	99.0	1:51.606	7	28.618	107.2	33.603		43.268	99.6	1:45.489
2	28.396	107.9	34.102		40.666	99.8	1:43.164	8	28.871	110.9	33.538		42.948	99.5	1:45.357
3	28.798	110.2	32.609		40.689	97.3	1:42.096	9	29.530	109.7	36.482		43.827	99.0	1:49.839
4	27.772	110.6	32.700		40.612	98.4	1:41.084	10	29.527	107.4	35.304		44.842	100.5	1:49.673
5	27.785	109.5	33.150		43.761	98.4	1:44.696	11	28.548	113.4	34.072		41.846	99.6	1:44.466
6	28.845	110.4	32.651		41.845	99.6	1:43.341	12	29.403	111.1	33.922		42.074	93.6	1:45.399



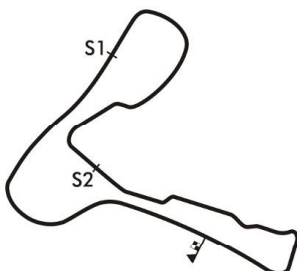


# Cadwell Park 'Wolds Trophy' Historic Race Meeting - 17 - 18 Jun 2017

## HSCC Historic Formula 3 for the Justin Haler Trophy

### Race 13 - Best Sector Times

	SECTOR 1			SECTOR 2			SECTOR 3			IDEAL / BEST LAP COMPARISON					
	NO	TIME	LAP	NO	TIME	LAP	NO	TIME	LAP	NO	NAME	BEST	IN	IDEAL	DIFF
1	14	26.221	4	14	30.258	4	14	37.907	3	14	Jonathan Milicevic	1:34.874	3	1:34.386	+0.488
2	25	26.241	4	25	30.524	2	25	38.423	2	25	Andrew Hibberd	1:35.232	2	1:35.188	+0.044
3	34	27.004	5	77	31.059	4	77	39.059	3	51	Peter Needham	1:37.848	6	1:37.793	+0.055
4	51	27.137	3	51	31.147	6	51	39.509	6	77	Francois Derossi	1:38.144	4	1:37.697	+0.447
5	63	27.363	4	34	31.513	4	63	39.557	2	34	Jim Blockley	1:38.725	4	1:38.438	+0.287
6	65	27.467	6	63	31.716	5	24	39.690	4	63	Christoph Widmer	1:39.095	2	1:38.636	+0.459
7	77	27.579	5	65	31.858	4	65	39.826	5	24	Jon Waggitt	1:39.989	4	1:39.627	+0.362
8	88	27.686	4	20	32.139	4	34	39.921	4	88	Michael Scott	1:40.648	4	1:40.648	+0.000
9	24	27.725	5	24	32.212	4	99	40.612	4	99	Paul Kite	1:41.084	4	1:40.993	+0.091
10	99	27.772	4	88	32.286	4	88	40.676	4	20	Thierry Gallo	1:41.136	4	1:41.024	+0.112
11	20	27.857	5	99	32.609	3	19	40.892	4	2	Barry Sew ell	1:43.685	5	1:43.445	+0.240
12	69	28.103	2	96	32.929	4	20	41.028	3	19	Peter Froude	1:44.013	5	1:43.058	+0.955
13	6	28.366	5	2	33.006	5	69	41.282	2	50	Jim Timms	1:44.282	3	1:43.531	+0.751
14	89	28.439	2	69	33.223	1	2	41.410	4	6	Leif Bosson	1:44.370	4	1:43.370	+1.000
15	50	28.458	5	89	33.290	4	6	41.630	3	89	Maurice Slotine	1:44.417	4	1:43.377	+1.040
16	19	28.735	5	6	33.374	5	50	41.638	3	96	Keith Messer	1:44.485	4	1:44.004	+0.481
17	2	29.029	5	19	33.431	12	89	41.648	3	4	Andrew Thorpe	1:47.858	4	1:47.357	+0.501
18	96	29.115	5	50	33.435	2	16	41.660	1	52	Kim Shearn	1:49.102	3	1:48.969	+0.133
19	16	29.198	2	16	34.552	1	96	41.960	4	35	Bert Smeets	1:51.106	5	1:50.616	+0.490
20	4	29.487	5	52	35.044	4	4	42.768	3	65	Peter Thompson	1:39.272	3	1:39.151	+0.121
21	52	30.376	5	4	35.102	4	52	43.549	3	69	Gregan Thruston	1:43.464	2	1:42.608	+0.856
22	35	30.911	5	35	35.839	5	35	43.866	4	16	Mark Linstone	1:55.728	1	1:45.410	+10.318



Session Start: 11:36:21 - Finish: 11:56:35

Weather/Track Conditions: Sun / Dry

Circuit: Cadwell Park

Track Length: 3.519 Km - 2.1866 miles

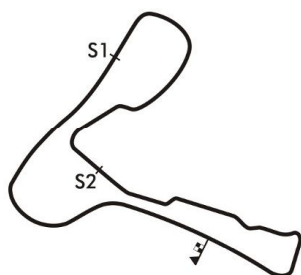


# Cadwell Park 'Wolds Trophy' Historic Race Meeting - 17 - 18 Jun 2017

## HSCC Historic Formula 3 for the Justin Haler Trophy

### Race 13 - Best Sector Speeds

	NO	SECTOR 1	MPH	NO	SECTOR 2	MPH	NO	SECTOR 3	MPH
1	25	Andrew Hibberd	117.5	NO SPEED TRAP			25	Andrew Hibberd	103.9
2	51	Peter Needham	113.9				24	Jon Waggitt	103.0
3	14	Jonathan Milicevic	113.6				51	Peter Needham	102.5
4	24	Jon Waggitt	113.4				14	Jonathan Milicevic	101.9
5	99	Paul Kite	113.4				4	Andrew Thorpe	100.6
6	6	Leif Bosson	112.8				99	Paul Kite	100.5
7	63	Christoph Widmer	112.0				6	Leif Bosson	100.2
8	77	Francois Derossi	111.7				69	Gregan Thruston	100.0
9	65	Peter Thompson	111.1				16	Mark Linstone	99.9
10	34	Jim Blockley	110.7				19	Peter Froude	99.8
11	69	Gregan Thruston	110.7				34	Jim Blockley	99.8
12	89	Maurice Slotine	110.7				88	Michael Scott	99.8
13	20	Thierry Gallo	110.4				89	Maurice Slotine	99.6
14	4	Andrew Thorpe	110.2				63	Christoph Widmer	99.3
15	88	Michael Scott	110.0				65	Peter Thompson	99.2
16	16	Mark Linstone	109.1				20	Thierry Gallo	98.9
17	19	Peter Froude	108.6				77	Francois Derossi	98.9
18	50	Jim Timms	107.9				96	Keith Messer	96.3
19	96	Keith Messer	107.5				2	Barry Sew ell	96.2
20	2	Barry Sew ell	107.2				50	Jim Timms	96.1
21	35	Bert Smeets	105.2				35	Bert Smeets	95.9
22	52	Kim Shearn	101.2				52	Kim Shearn	91.1



**Session Start: 11:36:21 - Finish: 11:56:35**

**Weather/Track Conditions: Sun / Dry**

**Circuit: Cadwell Park**

**Track Length: 3.519 Km - 2.1866 miles**



# Cadwell Park 'Wolds Trophy' Historic Race Meeting - 17 - 18 Jun 2017

## HSCC Historic Formula 3 for the Justin Haler Trophy

### Race 13 - Lap Chart

Lap 1			Lap 2			Lap 3			Lap 4			Lap 5			Lap 6		
NO	Behind	Laptime	NO	Behind	Laptime	NO	Behind	Laptime	NO	Behind	Laptime	NO	Behind	Laptime	NO	Behind	Laptime
14		1:42.451	14		1:35.059	14		1:34.874	14		1:34.931	14		1:35.385	14		1:37.626
25	0.907	1:43.358	25	1.080	1:35.232	25	1.523	1:35.317	25	2.870	1:36.278	25	3.857	1:36.372	25	4.524	1:38.293
77	5.072	1:47.523	77	8.992	1:38.979	77	12.508	1:38.390	77	15.721	1:38.144	77	18.653	1:38.317	77	20.218	1:39.191
63	6.010	1:48.461	63	10.046	1:39.095	63	14.332	1:39.160	63	20.849	1:41.448	63	24.674	1:39.210	51	25.014	1:37.848
65	6.760	1:49.211	51	10.936	1:38.813	51	14.674	1:38.612	65	21.308	1:40.378	51	24.792	1:38.519	63	28.949	1:41.901
51	7.182	1:49.633	65	11.463	1:39.762	65	15.861	1:39.272	51	21.658	1:41.915	65	25.520	1:39.597	65	34.425	1:46.531
34	8.593	1:51.044	24	16.331	1:42.634	34	22.031	1:39.738	34	25.825	1:38.725	34	30.676	1:40.236	34	41.850	1:48.800
24	8.756	1:51.207	34	17.167	1:43.633	24	23.273	1:41.816	24	28.331	1:39.989	24	35.604	1:42.658	24	43.768	1:45.790
99	9.155	1:51.606	99	17.260	1:43.164	99	24.482	1:42.096	99	30.635	1:41.084	88	39.338	1:43.785	88	45.195	1:43.483
88	9.962	1:52.413	88	18.214	1:43.311	88	25.221	1:41.881	88	30.938	1:40.648	99	39.946	1:44.696	99	45.661	1:43.341
20	10.485	1:52.936	20	18.712	1:43.286	20	25.663	1:41.825	20	31.868	1:41.136	20	40.385	1:43.902	20	46.556	1:43.797
69	10.678	1:53.129	69	19.083	1:43.464	6	33.268	1:44.613	6	42.707	1:44.370	6	51.854	1:44.532	6	1:03.890	1:49.662
6	13.075	1:55.526	6	23.529	1:45.513	89	33.573	1:44.474	89	43.059	1:44.417	50	53.688	1:45.183	2	1:05.254	1:45.299
16	13.277	1:55.728	89	23.973	1:44.445	50	34.455	1:44.282	50	43.890	1:44.366	2	57.581	1:43.685	50	1:05.374	1:49.312
89	14.587	1:57.038	50	25.047	1:44.494	2	39.953	1:45.715	2	49.281	1:44.259	19	58.280	1:44.013	19	1:09.385	1:48.731
50	15.612	1:58.063	19	28.323	1:46.680	19	40.477	1:47.028	19	49.652	1:44.106	89	1:01.993	1:54.319	89	1:11.521	1:47.154
19	16.702	1:59.153	2	29.112	1:45.759	96	50.598	1:48.571	96	1:00.152	1:44.485	96	1:09.820	1:45.053	96	1:22.759	1:50.565
2	18.412	2:00.863	52	36.422	1:50.318	52	50.650	1:49.102	52	1:05.187	1:49.468	52	1:19.577	1:49.775	52	1:35.688	1:53.737
52	21.163	2:03.614	96	36.901	1:48.045	4	54.732	1:49.243	4	1:07.659	1:47.858	4	1:20.237	1:47.963	4	1:39.792	1:57.181
35	22.809	2:05.260	35	40.020	1:52.270	35	58.646	1:53.500	35	1:14.906	1:51.191	35	1:30.627	1:51.106			
4	23.271	2:05.722	4	40.363	1:52.151												
96	23.915	2:06.366															

**Session Start: 11:36:21 - Finish: 11:56:35**

**Weather/Track Conditions: Sun / Dry**

**Circuit: Cadwell Park**

**Track Length: 3.519 Km - 2.1866 miles**

# Cadwell Park 'Wolds Trophy' Historic Race Meeting - 17 - 18 Jun 2017

## HSCC Historic Formula 3 for the Justin Haler Trophy

### Race 13 - Lap Chart

Lap 7			Lap 8			Lap 9			Lap 10			Lap 11			Lap 12		
NO	Behind	Laptime	NO	Behind	Laptime	NO	Behind	Laptime	NO	Behind	Laptime	NO	Behind	Laptime	NO	Behind	Laptime
14		1:41.349	14		1:45.487	14		1:48.496	14		1:48.307	14		1:46.482	14		1:44.467
35	1 LAP	1:54.946	52	1 LAP	2:04.655	96	1 LAP	1:55.569	25	6.703	1:45.718	25	11.471	1:51.250	50	1 LAP	1:52.735
25	15.807	1:52.632	25	14.106	1:43.786	25	9.292	1:43.682	96	1 LAP	1:56.089	96	1 LAP	1:53.442	25	19.016	1:52.012
77	23.539	1:44.670	35	1 LAP	1:58.695	52	1 LAP	2:03.619	77	27.095	1:46.657	51	26.218	1:45.264	96	1 LAP	1:51.205
63	32.740	1:45.140	4	1 LAP	2:11.606	77	28.745	1:49.608	51	27.436	1:44.976	77	26.665	1:46.052	77	25.178	1:42.980
51	33.435	1:49.770	77	27.633	1:49.581	51	30.767	1:45.808	63	31.065	1:47.565	63	31.957	1:47.374	51	25.633	1:43.882
65	38.786	1:45.710	63	33.033	1:45.780	63	31.807	1:47.270	52	1 LAP	1:58.607	52	1 LAP	1:54.702	63	34.658	1:47.168
34	46.006	1:45.505	51	33.455	1:45.507	35	1 LAP	2:01.240	35	1 LAP	1:56.382	35	1 LAP	1:55.431	24	48.788	1:43.638
88	49.291	1:45.445	65	40.947	1:47.648	4	1 LAP	2:13.160	24	50.658	1:47.079	24	49.617	1:45.441	99	51.296	1:45.399
99	49.801	1:45.489	34	48.821	1:48.302	34	49.937	1:49.612	34	52.073	1:50.443	99	50.364	1:44.466	34	55.060	1:47.068
20	50.920	1:45.713	88	49.171	1:45.367	99	51.014	1:49.839	99	52.380	1:49.673	34	52.459	1:46.868	88	56.305	1:44.799
24	51.126	1:48.707	99	49.671	1:45.357	24	51.886	1:48.863	20	55.542	1:48.890	20	55.666	1:46.606	20	58.563	1:47.364
6	1:15.750	1:53.209	24	51.519	1:45.880	20	54.959	1:49.432	88	56.453	1:48.338	88	55.973	1:46.002	52	1 LAP	1:56.000
2	1:16.580	1:52.675	20	54.023	1:48.590	88	56.422	1:55.747	4	1 LAP	2:12.877	19	1:24.587	1:48.618	35	1 LAP	1:57.827
19	1:18.034	1:49.998	6	1:21.244	1:50.981	6	1:21.844	1:49.096	6	1:22.311	1:48.774	6	1:25.875	1:50.046	19	1:24.471	1:44.351
50	1:18.108	1:54.083	19	1:22.387	1:49.840	19	1:22.176	1:48.285	19	1:22.451	1:48.582	89	1:26.365	1:49.205	6	1:28.495	1:47.087
89	1:19.196	1:49.024	2	1:22.409	1:51.316	2	1:22.803	1:48.890	2	1:23.329	1:48.833	2	1:32.189	1:55.342	89	1:29.185	1:47.287
96	1:38.842	1:57.432	89	1:24.607	1:50.898	89	1:24.027	1:47.916	89	1:23.642	1:47.922	4	1 LAP	2:11.630	2	1:33.631	1:45.909
			50	1:28.388	1:55.767	50	1:36.159	1:56.267	50	1:43.549	1:55.697				4	1 LAP	2:03.618

**Session Start: 11:36:21 - Finish: 11:56:35**

**Weather/Track Conditions: Sun / Dry**

**Circuit: Cadwell Park**

**Track Length: 3.519 Km - 2.1866 miles**