



Historic Sports Car Club

Croft Nostalgia Festival

Saturday 5th – Sunday 6th August 2017



Timing & Results by MST SYSTEMS Ltd.
www.mstworld.com

© MST SYSTEMS Ltd. 2017

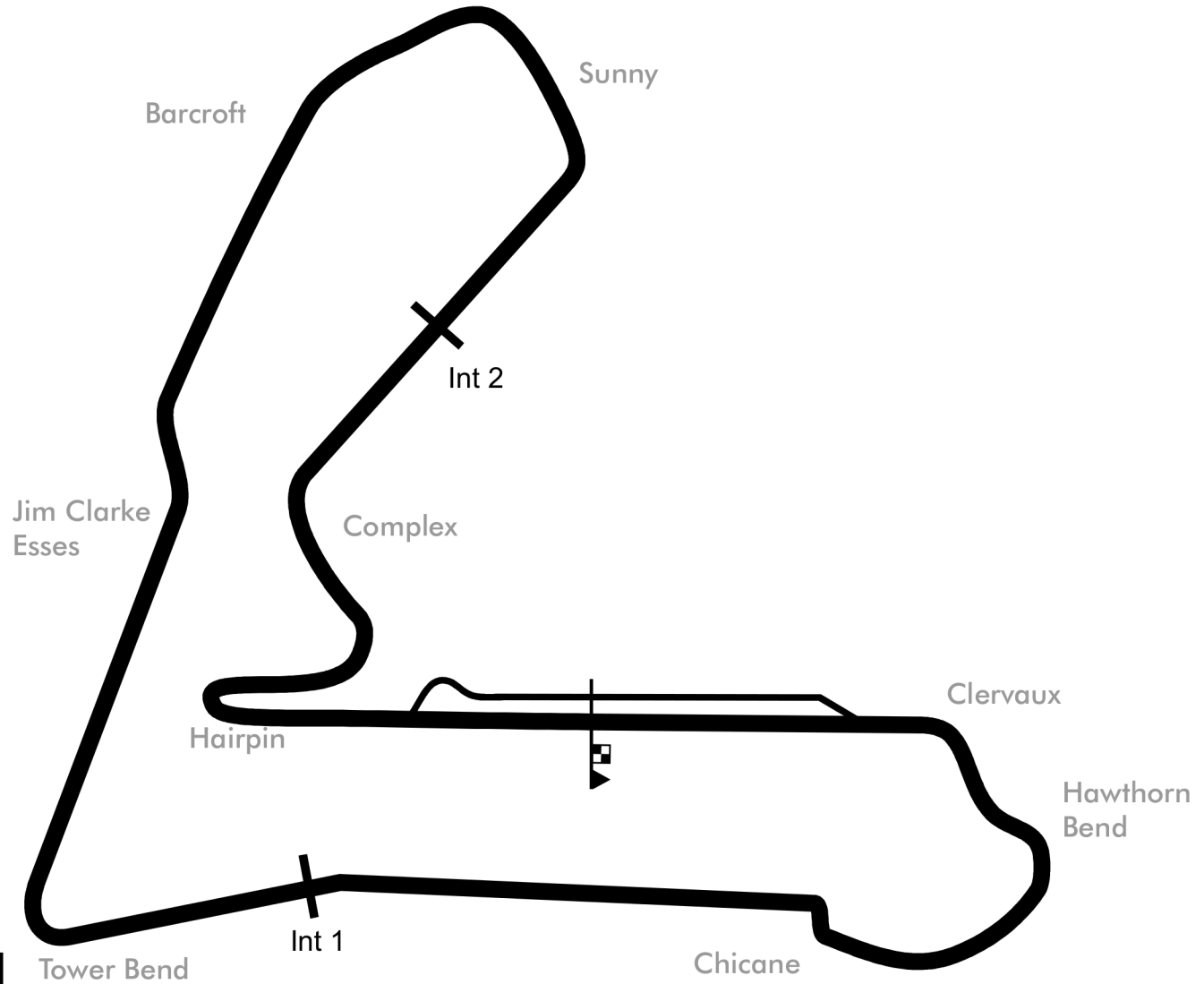
The Haysfield, Spring Lane North, Malvern, Worcestershire WR14 1GF
tel: +44 (0)1684 560614 email: motorsport@mstworld.com



Croft Circuit

West Lane, Dalton On Tees, North Yorkshire, DL2 2PL

www.croftcircuit.co.uk



Circuit Length: 2.100 M / 3.380 km
Pit Lane: 269.5m, 17s @ 60km/h
Intermediate 1: 1.110 km
Intermediate 2: 2.602 km
Start line offset: 0 m

Croft 'Nostalgia Festival' Historic Race Meeting - 5 - 6 Aug 2017

HSCC Historic Formula 3 & HSCC Classic Racing Cars

Qualifying for Race 1 - Classification

Sheet No:

POS	NO	DRIVER/S	CLASS		CAR MAKE / MODEL	TIME	ON	LAPS	GAP	DIFF	MPH
			CLASS	POS							
1	81	Julian Stokes	CRC	1	Tecno F2	1:29.126	7	9			84.83
2	5	Mark Goodyear	CRG	1	Lotus 59	1:31.240	3	9	2.114	2.114	82.87
3	21	Lorraine Gathercole	CRC	2	March 712	1:31.729	3	7	2.603	0.489	82.43
4	67	Nick Pancisi	CRC	3	March 712	1:32.568	8	8	3.442	0.839	81.68
5	14	Jon Milicevic	B	1	Brabham BT21B	1:32.680	4	9	3.554	0.112	81.58
6	91	Jonathon Hughes	B	2	Merlyn Mk14A	1:33.063	3	4	3.937	0.383	81.24
7	34	Jim Blockley	B	3	Chevron B17	1:34.777	8	9	5.651	1.714	79.78
8	6	Leif Bosson	B	4	Brabham BT28	1:36.039	9	9	6.913	1.262	78.73
9	96	Keith Messer	B	5	Vesey Ford	1:37.131	5	8	8.005	1.092	77.84
10	88	Michael Scott	B	6	Brabham BT28	1:37.569	5	8	8.443	0.438	77.49
11	56	Mark Goldsmith	CRC	4	Elfin 622	1:39.166	6	8	10.040	1.597	76.24
12	57	Simon Haughton	B	7	Chevron B15	1:39.606	6	8	10.480	0.440	75.91
13	16	Mark Linstone	CRD	1	Brabham BT21	1:40.672	6	8	11.546	1.066	75.10
14	69	Greg Thruston	B	8	Brabham BT21B	1:40.796	6	8	11.670	0.124	75.01
15	9	Andrew Tart	B	9	Merlyn Mk9	1:42.535	4	8	13.409	1.739	73.74
16	65	Stephen Cooper	CRE	1	Cooper T59	1:43.761	2	7	14.635	1.226	72.87
17	26	Steve Seaman	B	10	Brabham BT21	1:46.919	2	3	17.793	3.158	70.72
18	60	Roger Fowler	CRB	1	Lola T60	1:53.886	4	7	24.760	6.967	66.39

Session Start: 09:11:42 - Finish: 09:27:03

Weather/Track Conditions: Bright / Dry

Circuit: Croft

Track Length: 3.380 Km - 2.1002 miles

These results are provisional until the conclusion of any judicial and technical matters.

Clerk of the Course:

Timekeeper:

Issued at:

Nick Palmer



Printed : 05-08-2017 - 09:30

Croft 'Nostalgia Festival' Historic Race Meeting - 5 - 6 Aug 2017

HSCC Historic Formula 3 & HSCC Classic Racing Cars

Qualifying for Race 1 - Sector Analysis

5 Mark Goodyear (CRG)								Lotus 59							
lap	Sect-1	Speed	Sect-2	Speed	Sect-3	Speed	Laptime Pit	lap	Sect-1	Speed	Sect-2	Speed	Sect-3	Speed	Laptime Pit
1	29.640	113.4	39.807	100.6	26.369	101.5	1:35.816	6	28.722	114.3	38.564	103.1	25.462	101.7	1:32.748
2	29.351	94.4	39.199	104.5	25.622	101.5	1:34.172	7	28.893	114.7	37.757	101.4	25.607	101.8	1:32.257
3	28.133	114.9	37.452	100.5	25.655	102.8	1:31.240	8	30.437	113.4	38.924	101.7	25.617	101.7	1:34.978
4	28.426	114.3	38.201	103.1	25.666	101.2	1:32.293	9	28.300	115.1	38.708	104.5	26.078	100.5	1:33.086
5	28.572	114.9	38.748	100.9	26.009	99.9	1:33.329	10							

6 Leif Bosson (B)								Brabham BT28							
lap	Sect-1	Speed	Sect-2	Speed	Sect-3	Speed	Laptime Pit	lap	Sect-1	Speed	Sect-2	Speed	Sect-3	Speed	Laptime Pit
1	31.903	102.5	42.273	92.2	27.352	91.1	1:41.528	6	30.077	105.2	39.684	95.3	26.533	91.4	1:36.294
2	30.408	104.4	40.662	94.8	26.985	91.6	1:38.055	7	30.126	105.7	40.354	94.1	26.438	91.7	1:36.918
3	30.323	104.9	39.737	95.3	26.538	91.7	1:36.598	8	30.473	104.5	39.725	94.1	26.577	92.3	1:36.775
4	30.006	105.0	40.937	91.7	26.487	91.9	1:37.430	9	29.546	105.5	39.982	94.7	26.511	92.3	1:36.039
5	30.002	105.2	40.385	92.3	27.735	91.3	1:38.122	10							

9 Andrew Tart (B)								Merlyn Mk9							
lap	Sect-1	Speed	Sect-2	Speed	Sect-3	Speed	Laptime Pit	lap	Sect-1	Speed	Sect-2	Speed	Sect-3	Speed	Laptime Pit
1	34.051	100.2	44.246	89.6	28.521	88.5	1:46.818	5	33.037	100.0	43.270	90.2	27.756	88.8	1:44.063
2	32.942	101.1	43.099	92.4	27.521	89.5	1:43.562	6	32.833	100.6	45.067	91.8	28.206	87.8	1:46.106
3	33.554	101.1	44.042	87.3	27.682	88.7	1:45.278	7	32.488	98.8	43.810	89.6	29.417	81.0	1:45.715
4	31.587	103.2	42.523	92.9	28.425	88.8	1:42.535	8	32.401	102.0	42.102	92.1	28.099	87.5	1:42.602

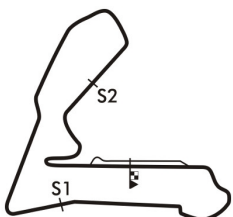
14 Jon Milicevic (B)								Brabham BT21B							
lap	Sect-1	Speed	Sect-2	Speed	Sect-3	Speed	Laptime Pit	lap	Sect-1	Speed	Sect-2	Speed	Sect-3	Speed	Laptime Pit
1	29.733	106.9	38.946	97.3	25.944	92.8	1:34.623	6	28.565	109.5	39.541	97.5	27.721	93.1	1:35.827
2	29.334	107.2	38.078	98.7	25.468	93.7	1:32.880	7	29.261	108.4	37.674	98.5	26.049	93.6	1:32.984
3	29.433	106.0	38.263	98.1	26.183	93.2	1:33.879	8	30.196	106.7	38.414	98.7	26.172	93.1	1:34.782
4	29.427	107.9	37.733	99.1	25.520	94.0	1:32.680	9	29.317	108.6	38.132	96.3	26.376	92.8	1:33.825
5	28.882	108.1	38.514	97.4	26.108	92.9	1:33.504	10							

16 Mark Linstone (CRD)								Brabham BT21							
lap	Sect-1	Speed	Sect-2	Speed	Sect-3	Speed	Laptime Pit	lap	Sect-1	Speed	Sect-2	Speed	Sect-3	Speed	Laptime Pit
1	32.687	98.8	45.381	90.3	28.810	87.4	1:46.878	5	31.389	98.4	41.797	92.1	27.672	88.7	1:40.858
2	31.190	99.0	42.691	91.6	28.057	88.4	1:41.938	6	31.157	97.1	41.643	93.1	27.872	86.7	1:40.672
3	31.542	101.5	42.786	92.3	28.102	88.1	1:42.430	7	30.988	102.1	42.603	93.6	28.300	89.7	1:41.891
4	31.308	102.3	42.705	91.2	28.081	88.4	1:42.094	8	31.767	101.4	42.124	91.7	27.949	88.4	1:41.840

21 Lorraine Gathercole (CRC)								March 712							
lap	Sect-1	Speed	Sect-2	Speed	Sect-3	Speed	Laptime Pit	lap	Sect-1	Speed	Sect-2	Speed	Sect-3	Speed	Laptime Pit
1	31.279	104.9	39.814	102.9	25.301	104.2	1:36.394	5	30.763	111.7	39.507	98.4	25.338	105.0	1:35.608
2	28.749	113.9	38.830	101.8	24.970	104.5	1:32.549	6	28.573	112.6	38.380	103.6	24.986	104.5	1:31.939
3	28.591	114.7	37.898	107.2	25.240	100.9	1:31.729	7	28.606	113.9	39.127	100.5			1:31.690
4	29.038	114.1	38.259	103.1	24.830	104.9	1:32.127	8							

26 Steve Seaman (B)								Brabham BT21							
lap	Sect-1	Speed	Sect-2	Speed	Sect-3	Speed	Laptime Pit	lap	Sect-1	Speed	Sect-2	Speed	Sect-3	Speed	Laptime Pit
1	Out	94.9	44.659	88.8	28.722	87.8	1:47.216	3	31.860	92.2	43.063	84.6			1:43.150
2	33.124	92.2	43.871	90.3	29.924	81.6	1:46.919	4							

34 Jim Blockley (B)								Chevron B17							
lap	Sect-1	Speed	Sect-2	Speed	Sect-3	Speed	Laptime Pit	lap	Sect-1	Speed	Sect-2	Speed	Sect-3	Speed	Laptime Pit
1	29.868	104.0	39.630	95.2	26.597	89.6	1:36.095	6	29.485	102.1	38.909	96.1	27.029	88.5	1:35.423
2	29.474	104.2	39.720	95.2	27.082	90.7	1:36.276	7	29.805	103.1	38.668	95.1	26.372	89.0	1:34.845
3	29.349	102.8	39.529	95.9	27.007	87.5	1:35.885	8	29.209	104.7	39.046	95.6	26.522	89.7	1:34.777
4	32.244	95.2	39.258	95.5	26.897	88.4	1:38.399	9	31.450	98.5	39.009	95.7	27.026	82.8	1:37.485
5	29.545	102.8	40.007	92.6	26.360	88.8	1:35.912	10							



Session Start: 09:11:42 - Finish: 09:27:03

Weather/Track Conditions: Bright / Dry

Circuit: Croft

Track Length: 3.380 Km - 2.1002 miles

Croft 'Nostalgia Festival' Historic Race Meeting - 5 - 6 Aug 2017

HSCC Historic Formula 3 & HSCC Classic Racing Cars

Qualifying for Race 1 - Sector Analysis

56 Mark Goldsmith (CRC)								Elfin 622							
lap	Sect-1	Speed	Sect-2	Speed	Sect-3	Speed	Laptime Pit	lap	Sect-1	Speed	Sect-2	Speed	Sect-3	Speed	Laptime Pit
1	32.844	102.0	46.710	83.5	29.846	91.1	1:49.400	5	33.006	87.8	44.667	86.6	27.498	89.0	1:45.171
2	31.083	100.6	42.311	90.6	28.198	87.5	1:41.592	6	31.312	102.5	40.567	94.1	27.287	90.2	1:39.166
3	31.770	99.6	43.042	92.2	27.680	89.0	1:42.492	7	30.651	100.3	41.464	93.7	27.355	91.8	1:39.470
4	31.275	102.8	42.453	92.6	28.228	87.5	1:41.956	8	31.375	108.6	40.871	94.1	27.504	90.1	1:39.750

57 Simon Haughton (B)								Chevron B15							
lap	Sect-1	Speed	Sect-2	Speed	Sect-3	Speed	Laptime Pit	lap	Sect-1	Speed	Sect-2	Speed	Sect-3	Speed	Laptime Pit
1	33.539	101.5	45.766	88.3	29.598	88.5	1:48.903	5	31.322	103.6	41.559	93.7	27.911	88.2	1:40.792
2	31.741	101.4	42.373	91.7	28.570	86.0	1:42.684	6	31.052	102.8	40.708	93.6	27.846	88.1	1:39.606
3	31.696	101.7	41.963	91.9	27.868	88.5	1:41.527	7	30.960	102.0	41.306	91.1	28.490	72.7	1:40.756
4	31.407	102.9	42.198	89.8	28.935	88.2	1:42.540	8	32.559	102.0	42.320	91.1	28.300	84.8	1:43.179

60 Roger Fowler (CRB)								Lola T60							
lap	Sect-1	Speed	Sect-2	Speed	Sect-3	Speed	Laptime Pit	lap	Sect-1	Speed	Sect-2	Speed	Sect-3	Speed	Laptime Pit
1	39.739	82.7	49.216	79.0	32.081	70.9	2:01.036	5	36.725	87.4	47.467	78.9	44.640	73.7	2:08.832
2	38.540	82.5	48.637	74.1	32.254	77.6	1:59.431	6	37.016	84.8	50.489	71.2	32.058	65.9	1:59.563
3	36.556	83.3	48.054	71.3	30.295	76.5	1:54.905	7	38.125	85.3	46.991	79.5	31.162	71.2	1:56.278
4	36.337	86.1	47.418	77.4	30.131	75.7	1:53.886	8							

65 Stephen Cooper (CRE)								Cooper T59							
lap	Sect-1	Speed	Sect-2	Speed	Sect-3	Speed	Laptime Pit	lap	Sect-1	Speed	Sect-2	Speed	Sect-3	Speed	Laptime Pit
1	34.823	93.3	47.375	79.0	34.067	84.4	1:56.265	5	31.806	102.9	43.153	91.2	31.492	89.7	1:46.451
2	31.977	101.5	42.985	89.6	28.799	90.7	1:43.761	6	31.795	103.4	43.700	91.2	30.030	86.1	1:45.525
3	31.587	103.6	43.397	90.6	29.211	90.9	1:44.195	7	34.143	100.2	45.017	87.5	31.232	91.2	1:50.392
4	32.374	100.9	45.709	86.5	29.606	90.4	1:47.689	8							

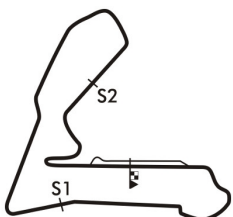
67 Nick Pancisi (CRC)								March 712							
lap	Sect-1	Speed	Sect-2	Speed	Sect-3	Speed	Laptime Pit	lap	Sect-1	Speed	Sect-2	Speed	Sect-3	Speed	Laptime Pit
1	35.587	101.1	44.375	87.6	28.956	98.3	1:48.918	5	29.157	112.2	38.982	103.1	25.308	100.9	1:33.447
2	32.385	104.4	45.367	71.1	31.499	94.0	1:49.251	6	29.750	115.7	39.807	104.9	26.000	96.1	1:35.557
3	30.132	108.4	41.710	98.7	26.671	98.1	1:38.513	7	30.267	106.0	39.420	104.0	25.888	98.7	1:35.575
4	29.218	111.5	40.453	99.7	27.016	98.4	1:36.687	8	28.943	112.4	38.765	104.9	24.860	103.2	1:32.568

69 Greg Thruston (B)								Brabham BT21B							
lap	Sect-1	Speed	Sect-2	Speed	Sect-3	Speed	Laptime Pit	lap	Sect-1	Speed	Sect-2	Speed	Sect-3	Speed	Laptime Pit
1	33.374	88.2	46.730	91.7	27.548	87.3	1:47.652	5	31.894	99.7	42.672	89.1	27.532	85.6	1:42.098
2	32.531	97.5	44.201	93.2	27.669	88.0	1:44.401	6	31.557	102.3	42.442	91.2	26.797	87.5	1:40.796
3	31.527	100.3	42.509	91.3	28.704	83.5	1:42.740	7	31.780	101.1	41.486	93.1	29.053	84.4	1:42.319
4	31.417	101.2	42.685	92.8	27.974	85.2	1:42.076	8	31.229	101.1	41.346	92.8	30.838	66.6	1:43.413

81 Julian Stokes (CRC)								Tecno F2							
lap	Sect-1	Speed	Sect-2	Speed	Sect-3	Speed	Laptime Pit	lap	Sect-1	Speed	Sect-2	Speed	Sect-3	Speed	Laptime Pit
1	28.092	118.8	38.702	102.5	25.541	103.7	1:32.335	6	28.976	118.8	38.053	104.2	25.274	105.5	1:32.303
2	28.115	120.5	37.300	100.2	25.566	103.1	1:30.981	7	27.592	119.6	36.405	104.5	25.129	101.4	1:29.126
3	26.890	120.9	37.724	102.8	26.599	104.2	1:31.213	8	27.102	119.6	37.517	101.4	25.007	102.8	1:29.626
4	28.187	117.7	37.015	103.4	24.837	102.6	1:30.039	9	32.940	100.8	39.043	98.4			1:36.913
5	27.266	119.6	37.562	103.4	25.056	103.2	1:29.884	10							

88 Michael Scott (B)								Brabham BT28							
lap	Sect-1	Speed	Sect-2	Speed	Sect-3	Speed	Laptime Pit	lap	Sect-1	Speed	Sect-2	Speed	Sect-3	Speed	Laptime Pit
1	34.379	91.2	44.195	88.2	27.859	85.1	1:46.433	5	30.491	99.6	39.956	92.4	27.122	84.7	1:37.569
2	32.504	97.1	42.318	92.2	27.247	85.8	1:42.069	6	30.511	100.0	41.201	91.6	27.392	85.9	1:39.104
3	31.267	100.0	42.447	91.2	27.053	86.8	1:40.767	7	30.186	101.7	40.920	91.1	26.857	86.3	1:37.963
4	30.844	100.2	41.176	90.7	27.143	85.9	1:39.163	8	30.729	100.3	40.338	90.1	26.758	85.7	1:37.825

91 Jonathon Hughes (B)								Merlyn Mk14A							
lap	Sect-1	Speed	Sect-2	Speed	Sect-3	Speed	Laptime Pit	lap	Sect-1	Speed	Sect-2	Speed	Sect-3	Speed	Laptime Pit
1	30.020	101.7	39.283	94.4	26.684	86.3	1:35.987	3	28.583	105.4	38.239	96.0	26.241	88.4	1:33.063
2	28.778	105.8	38.788	94.9	26.074	89.2	1:33.640	4	29.445	105.7	38.654	94.4	26.625	89.4	1:34.724



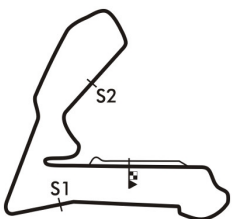
Session Start: 09:11:42 - Finish: 09:27:03
Weather/Track Conditions: Bright / Dry
Circuit: Croft
Track Length: 3.380 Km - 2.1002 miles

Croft 'Nostalgia Festival' Historic Race Meeting - 5 - 6 Aug 2017

HSCC Historic Formula 3 & HSCC Classic Racing Cars

Qualifying for Race 1 - Sector Analysis

96 Keith Messer (B)								Vesey Ford							
Lap	Sect-1	Speed	Sect-2	Speed	Sect-3	Speed	Laptime Pit	Lap	Sect-1	Speed	Sect-2	Speed	Sect-3	Speed	Laptime Pit
1	32.198	101.2	42.556	92.1	28.952	88.9	1:43.706	5	30.287	105.2	39.702	95.2	27.142	90.7	1:37.131
2	31.435	104.0	41.981	94.5	27.384	90.1	1:40.800	6	29.992	106.2	39.979	95.2	29.276	91.4	1:39.247
3	30.603	104.4	40.648	94.5	27.688	90.6	1:38.939	7	30.252	105.5	40.670	94.8	27.478	91.8	1:38.400
4	30.714	104.9	40.411	94.5	27.499	90.6	1:38.624	8	30.339	105.4	40.439	95.1	27.454	90.6	1:38.232

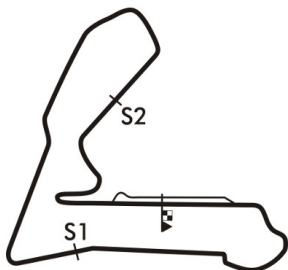


Croft 'Nostalgia Festival' Historic Race Meeting - 5 - 6 Aug 2017

HSCC Historic Formula 3 & HSCC Classic Racing Cars

Qualifying for Race 1 - Best Sector Times

	SECTOR 1			SECTOR 2			SECTOR 3			IDEAL / BEST LAP COMPARISON					
	NO	TIME	LAP	NO	TIME	LAP	NO	TIME	LAP	NO	NAME	BEST	IN	IDEAL	DIFF
1	81	26.890	3	81	36.405	7	21	24.830	4	81	Julian Stokes	1:29.126	7	1:28.132	+0.994
2	5	28.133	3	5	37.452	3	81	24.837	4	5	Mark Goodyear	1:31.240	3	1:31.047	+0.193
3	91	28.512	5	14	37.674	7	67	24.860	8	21	Lorraine Gathercole	1:31.729	3	1:31.301	+0.428
4	14	28.565	6	21	37.898	3	5	25.462	6	67	Nick Pancisi	1:32.568	8	1:32.568	+0.000
5	21	28.573	6	91	38.239	3	14	25.468	2	14	Jon Milicevic	1:32.680	4	1:31.707	+0.973
6	67	28.943	8	34	38.668	7	91	26.074	2	91	Jonathon Hughes	1:33.063	3	1:32.825	+0.238
7	34	29.209	8	67	38.765	8	34	26.360	5	34	Jim Blockley	1:34.777	8	1:34.237	+0.540
8	6	29.546	9	6	39.684	6	6	26.438	7	6	Leif Bosson	1:36.039	9	1:35.668	+0.371
9	96	29.992	6	96	39.702	5	88	26.758	8	96	Keith Messer	1:37.131	5	1:36.836	+0.295
10	88	30.186	7	88	39.956	5	69	26.797	6	88	Michael Scott	1:37.569	5	1:36.900	+0.669
11	56	30.651	7	56	40.567	6	96	27.142	5	56	Mark Goldsmith	1:39.166	6	1:38.505	+0.661
12	57	30.960	7	57	40.708	6	56	27.287	6	57	Simon Haughton	1:39.606	6	1:39.514	+0.092
13	16	30.988	7	69	41.346	8	9	27.521	2	16	Mark Linstone	1:40.672	6	1:40.303	+0.369
14	69	31.229	8	16	41.643	6	16	27.672	5	69	Greg Thruston	1:40.796	6	1:39.372	+1.424
15	9	31.587	4	9	42.102	8	57	27.846	6	9	Andrew Tart	1:42.535	4	1:41.210	+1.325
16	65	31.587	3	65	42.985	2	26	28.722	1	65	Stephen Cooper	1:43.761	2	1:43.371	+0.390
17	26	31.860	3	26	43.063	3	65	28.799	2	26	Steve Seaman	1:46.919	2	1:43.645	+3.274
18	60	36.337	4	60	46.991	7	60	30.131	4	60	Roger Fowler	1:53.886	4	1:53.459	+0.427



Session Start: 09:11:42 - Finish: 09:27:03

Weather/Track Conditions: Bright / Dry

Circuit: Croft

Track Length: 3.380 Km - 2.1002 miles

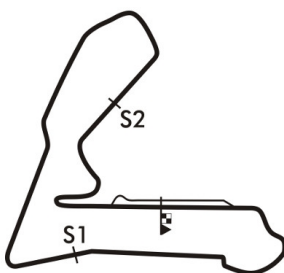


Croft 'Nostalgia Festival' Historic Race Meeting - 5 - 6 Aug 2017

HSCC Historic Formula 3 & HSCC Classic Racing Cars

Qualifying for Race 1 - Best Sector Speeds

	NO	SECTOR 1	MPH	NO	SECTOR 2	MPH	NO	SECTOR 3	MPH
1	81	Julian Stokes	120.9	21	Lorraine Gathercole	107.2	81	Julian Stokes	105.5
2	67	Nick Pancisi	115.7	67	Nick Pancisi	104.9	21	Lorraine Gathercole	105.0
3	5	Mark Goodyear	115.1	5	Mark Goodyear	104.5	67	Nick Pancisi	103.2
4	21	Lorraine Gathercole	114.7	81	Julian Stokes	104.5	5	Mark Goodyear	102.8
5	14	Jon Milicevic	109.5	14	Jon Milicevic	99.1	14	Jon Milicevic	94.0
6	56	Mark Goldsmith	108.6	34	Jim Blockley	96.1	6	Leif Bosson	92.3
7	96	Keith Messer	106.2	91	Jonathon Hughes	96.0	56	Mark Goldsmith	91.8
8	91	Jonathon Hughes	105.8	6	Leif Bosson	95.3	96	Keith Messer	91.8
9	6	Leif Bosson	105.7	96	Keith Messer	95.2	65	Stephen Cooper	91.2
10	34	Jim Blockley	104.7	56	Mark Goldsmith	94.1	34	Jim Blockley	90.7
11	57	Simon Haughton	103.6	57	Simon Haughton	93.7	16	Mark Linstone	89.7
12	65	Stephen Cooper	103.6	65	Stephen Cooper	93.7	9	Andrew Tart	89.5
13	9	Andrew Tart	103.2	16	Mark Linstone	93.6	91	Jonathon Hughes	89.4
14	16	Mark Linstone	102.3	69	Greg Thruston	93.2	57	Simon Haughton	88.5
15	69	Greg Thruston	102.3	9	Andrew Tart	92.9	69	Greg Thruston	88.0
16	88	Michael Scott	101.7	88	Michael Scott	92.4	26	Steve Seaman	87.8
17	26	Steve Seaman	94.9	26	Steve Seaman	90.3	88	Michael Scott	86.8
18	60	Roger Fowler	87.4	60	Roger Fowler	79.5	60	Roger Fowler	77.6



Session Start: 09:11:42 - Finish: 09:27:03

Weather/Track Conditions: Bright / Dry

Circuit: Croft

Track Length: 3.380 Km - 2.1002 miles



Croft 'Nostalgia Festival' Historic Race Meeting - 5 - 6 Aug 2017

HSCC Historic Formula 3 & HSCC Classic Racing Cars

Race 1 - Starting Grid

Sheet No:

Start Time : 12:20 - Heat Duration : 20 Minutes

9	17	26	Steve Seaman	18	60	Roger Fowler
8	15	9	Andrew Tart	16	65	Stephen Cooper
7	13	16	Mark Linstone	14	69	Greg Thruston
6	11	56	Mark Goldsmith	12	57	Simon Haughton
5	9	96	Keith Messer	10	88	Michael Scott
4	7	34	Jim Blockley	8	6	Leif Bosson
3	5	14	Jon Milicevic	6	97	Jonathan Hughes
2	3	27	Lorraine Gathercole	4	67	Nick Pancisi
1	1	87	Julian Stokes	2	5	Mark Goodyear

ROW Pole Right



These results are provisional until the conclusion of any judicial and technical matters.

Circuit: Croft
Track Length: 3.380 Km - 2.1002 miles

Clerk of the Course:

Timekeeper:

Issued at:

Nick Palmer



Croft 'Nostalgia Festival' Historic Race Meeting - 5 - 6 Aug 2017

HSCC Historic Formula 3 & HSCC Classic Racing Cars

Race 1 - Classification

Sheet No:

POS	NO	DRIVER/S	CLASS	CLASS POS	CAR MAKE / MODEL	TIME	LAPS	GAP	DIFF	MPH	BEST	ON
1	81	Julian Stokes	CRC	1	Tecno F2	19:58.450	13	-- 13 laps		82.01	1:29.149	13
2	67	Nick Pancisi	CRC	2	March 712	19:59.517	13	1.067	1.067	81.94	1:28.171	12
3	21	Lorraine Gathercole	CRC	3	March 712	20:05.982	13	7.532	6.465	81.50	1:31.044	7
4	14	Jon Milicevic	B	1	Brabham BT21B	20:24.579	13	26.129	18.597	80.26	1:31.744	5
5	5	Mark Goodyear	CRG	1	Lotus 59	20:44.266	13	45.816	19.687	78.99	1:33.083	3
6	91	Jonathon Hughes	B	2	Merlyn Mk14A	20:49.714	13	51.264	5.448	78.65	1:31.840	5
7	34	Jim Blockley	B	3	Chevron B17	21:02.623	13	1:04.173	12.909	77.85	1:35.024	9
8	88	Michael Scott	B	4	Brabham BT28	21:14.138	13	1:15.688	11.515	77.14	1:34.984	11
9	6	Leif Bosson	B	5	Brabham BT28	21:15.001	13	1:16.551	0.863	77.09	1:36.181	5
10	26	Steve Seaman	B	6	Brabham BT21	21:33.680	13	1:35.230	18.679	75.98	1:35.561	6
11	16	Mark Linstone	CRD	1	Brabham BT21	21:35.574	13	1:37.124	1.894	75.86	1:37.216	3
12	9	Andrew Tart	B	7	Merlyn Mk9	21:35.832	13	1:37.382	0.258	75.85	1:37.118	6
13	96	Keith Messer	B	8	Vesey Ford	21:37.304	13	1:38.854	1.472	75.76	1:37.196	3
14	57	Simon Haughton	B	9	Chevron B15	20:11.599	12	-- 12 laps	13.415	74.88	1:38.230	8
15	69	Greg Thruston	B	10	Brabham BT21B	20:16.767	12	5.168	5.168	74.56	1:36.366	11
16	56	Mark Goldsmith	CRC	4	Elfin 622	20:24.697	12	13.098	7.930	74.08	1:37.960	11
17	60	Roger Fowler	CRB	1	Lola T60	21:26.068	11	-- 11 laps	2:41.122	64.67	1:53.448	11

----- NOT CLASSIFIED -----

DNF 65	Stephen Cooper	CRE	Cooper T59	7:16.800	4	-- 4 laps --	69.23	1:43.267	3
--------	----------------	-----	------------	----------	---	--------------	-------	----------	---

----- FASTEST LAP SUMMARY -----

NO	DRIVER/S	CLASS	CAR MAKE / MODEL	FASTEST LAP	ON	MPH
67	Nick Pancisi	CRC	March 712	1:28.171	12	85.75
14	Jon Milicevic	B	Brabham BT21B	1:31.744	5	82.41
5	Mark Goodyear	CRG	Lotus 59	1:33.083	3	81.23
16	Mark Linstone	CRD	Brabham BT21	1:37.216	3	77.77
65	Stephen Cooper	CRE	Cooper T59	1:43.267	3	73.22
60	Roger Fowler	CRB	Lola T60	1:53.448	11	66.65

Session Start: 12:12:03 - Finish: 12:32:02

Weather/Track Conditions: Cloud / Dry

Circuit: Croft

Track Length: 3.380 Km - 2.1002 miles

These results are provisional until the conclusion of any judicial and technical matters.

Clerk of the Course:

Timekeeper:

Issued at:

Nick Palmer



Printed : 05-08-2017 - 12:33

Croft 'Nostalgia Festival' Historic Race Meeting - 5 - 6 Aug 2017

HSCC Historic Formula 3 & HSCC Classic Racing Cars

Race 1 - Sector Analysis

5 Mark Goodyear (CRG)								Lotus 59							
lap	Sect-1	Speed	Sect-2	Speed	Sect-3	Speed	Laptime Pit	lap	Sect-1	Speed	Sect-2	Speed	Sect-3	Speed	Laptime Pit
1		112.4	39.518	100.2	26.821	98.5	1:40.904	8	29.873	114.7	38.632	99.3	26.368	99.0	1:34.873
2	28.714	115.3	39.004	100.9	26.053	100.3	1:33.771	9	29.103	112.8	38.428	101.7	27.022	97.8	1:34.553
3	28.997	112.8	38.225	100.6	25.861	89.4	1:33.083	10	28.991	111.8	39.142	100.9	26.681	96.7	1:34.814
4	29.933	112.2	37.878	101.2	36.169	92.7	1:43.980	11	28.751	112.8	38.419	99.3	27.325	97.7	1:34.495
5	30.321	110.9	37.825	101.1	25.491	100.3	1:33.637	12	28.638	113.9	39.350	100.2	26.158	98.5	1:34.146
6	28.807	111.8	38.569	100.2	25.827	98.7	1:33.203	13	29.229	110.0	39.918	100.5	27.083	97.4	1:36.230
7	29.067	113.6	41.085	100.3	26.425	98.8	1:36.577	14							

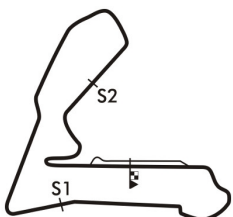
6 Leif Bosson (B)								Brabham BT28							
lap	Sect-1	Speed	Sect-2	Speed	Sect-3	Speed	Laptime Pit	lap	Sect-1	Speed	Sect-2	Speed	Sect-3	Speed	Laptime Pit
1		102.9	40.776	93.6	27.063	92.3	1:47.430	8	30.401	104.7	39.934	94.7	27.225	91.4	1:37.560
2	30.154	107.5	39.974	94.4	26.897	92.1	1:37.025	9	30.158	106.0	40.199	94.8	26.641	91.6	1:36.998
3	30.214	104.9	40.262	95.1	26.886	92.3	1:37.362	10	29.756	105.8	40.799	93.5	26.423	92.9	1:36.978
4	31.103	104.2	40.180	94.5	27.662	92.2	1:38.945	11	29.466	107.2	40.062	95.9	26.982	91.2	1:36.510
5	30.112	106.4	39.366	94.1	26.703	91.4	1:36.181	12	29.377	108.1	40.294	94.5	26.557	92.8	1:36.228
6	30.144	106.2	39.874	94.3	27.149	92.3	1:37.167	13	30.710	102.8	40.517	92.4	26.809	90.1	1:38.036
7	31.166	103.9	40.288	94.0	27.127	91.7	1:38.581	14							

9 Andrew Tart (B)								Merlyn Mk9							
lap	Sect-1	Speed	Sect-2	Speed	Sect-3	Speed	Laptime Pit	lap	Sect-1	Speed	Sect-2	Speed	Sect-3	Speed	Laptime Pit
1		100.3	43.816	88.0	27.943	90.3	1:53.764	8	30.163	105.4	40.365	95.7	27.118	90.1	1:37.646
2	31.349	105.0	42.400	94.8	27.053	90.6	1:40.802	9	29.856	106.5	40.013	96.1	27.629	90.3	1:37.498
3	31.104	105.5	41.564	93.5	27.273	91.1	1:39.941	10	29.857	107.0	40.261	94.9	27.675	89.8	1:37.793
4	30.381	106.2	41.149	95.5	26.970	91.7	1:38.500	11	29.858	108.4	41.370	95.3	27.439	90.9	1:38.667
5	30.284	104.0	41.193	93.6	27.217	89.7	1:38.694	12	30.473	107.4	40.956	95.9	27.988	89.5	1:39.417
6	29.876	106.0	40.026	94.8	27.216	89.7	1:37.118	13	30.516	106.9	40.262	96.1	27.256	88.9	1:38.034
7	30.106	106.0	40.364	95.2	27.488	90.1	1:37.958	14							

14 Jon Milicevic (B)								Brabham BT21B							
lap	Sect-1	Speed	Sect-2	Speed	Sect-3	Speed	Laptime Pit	lap	Sect-1	Speed	Sect-2	Speed	Sect-3	Speed	Laptime Pit
1		109.7	38.889	97.7	27.210	92.9	1:41.881	8	28.219	110.9	37.852	96.8	26.350	91.9	1:32.421
2	28.723	108.8	38.452	95.3	27.046	92.2	1:34.221	9	29.347	107.5	38.116	98.0	26.561	91.3	1:34.024
3	29.246	111.3	38.094	100.5	25.970	93.6	1:33.310	10	29.236	108.8	38.400	96.4	26.759	91.4	1:34.395
4	28.874	108.9	37.637	98.4	26.524	92.8	1:33.035	11	29.119	109.3	38.566	97.7	26.474	91.1	1:34.159
5	28.587	110.2	37.134	95.9	26.023	92.9	1:31.744	12	29.124	108.4	39.254	95.7	26.626	91.4	1:35.004
6	29.293	108.9	38.339	98.8	25.877	92.4	1:33.509	13	29.358	108.1	38.639	97.4	26.863	92.4	1:34.860
7	28.555	114.3	37.503	97.0	25.958	93.2	1:32.016	14							

16 Mark Linstone (CRD)								Brabham BT21							
lap	Sect-1	Speed	Sect-2	Speed	Sect-3	Speed	Laptime Pit	lap	Sect-1	Speed	Sect-2	Speed	Sect-3	Speed	Laptime Pit
1		101.2	41.144	94.1	27.491	89.1	1:49.347	8	30.803	102.1	40.943	92.2	27.499	88.8	1:39.245
2	30.156	103.1	40.774	94.3	27.032	90.2	1:37.962	9	30.825	101.8	41.252	91.7	27.393	88.8	1:39.470
3	30.021	105.2	40.331	94.0	26.864	90.3	1:37.216	10	30.654	102.8	40.970	91.1	27.191	88.9	1:38.815
4	30.258	102.5	41.130	92.3	27.271	89.2	1:38.659	11	30.480	101.7	41.090	92.4	27.368	89.0	1:38.938
5	30.326	102.0	41.695	92.7	27.517	89.5	1:39.538	12	30.535	103.1	41.031	91.7	27.553	89.0	1:39.119
6	30.445	102.5	41.189	91.7	27.362	89.1	1:38.996	13	30.612	100.3	40.817	91.9	27.277	88.1	1:38.706
7	30.677	102.1	41.483	90.4	27.403	87.8	1:39.563	14							

21 Lorraine Gathercole (CRC)								March 712							
lap	Sect-1	Speed	Sect-2	Speed	Sect-3	Speed	Laptime Pit	lap	Sect-1	Speed	Sect-2	Speed	Sect-3	Speed	Laptime Pit
1		108.8	39.077	104.5	26.422	103.4	1:40.548	8	28.460	115.3	37.870	104.5	24.742	104.7	1:31.072
2	28.196	116.3	38.321	103.7	25.026	103.6	1:31.543	9	28.402	114.7	38.260	104.0	24.887	103.9	1:31.549
3	28.762	111.1	38.512	104.7	25.068	102.6	1:32.342	10	28.725	116.1	38.389	104.4	25.138	106.2	1:32.252
4	28.289	113.6	38.381	101.2	26.034	102.8	1:32.704	11	28.627	113.0	39.083	103.7	25.652	105.8	1:33.362
5	28.796	112.8	39.013	101.2	25.907	103.2	1:33.716	12	28.555	114.5	37.996	102.1	24.680	103.7	1:31.231
6	28.301	113.6	38.693	102.9	25.165	103.4	1:32.159	13	28.309	117.3	38.552	104.7	25.599	99.3	1:32.460
7	28.023	114.5	38.021	104.5	25.000	101.7	1:31.044	14							



Session Start: 12:12:03 - Finish: 12:32:02

Weather/Track Conditions: Cloud / Dry

Circuit: Croft

Track Length: 3.380 Km - 2.1002 miles

Croft 'Nostalgia Festival' Historic Race Meeting - 5 - 6 Aug 2017

HSCC Historic Formula 3 & HSCC Classic Racing Cars

Race 1 - Sector Analysis

26 Steve Seaman (B)								Brabham BT21							
Lap	Sect-1	Speed	Sect-2	Speed	Sect-3	Speed	Laptime Pit	Lap	Sect-1	Speed	Sect-2	Speed	Sect-3	Speed	Laptime Pit
1		103.4	41.212	94.3	27.147	92.2	1:50.311	8	29.899	104.2	39.976	95.7	27.177	92.2	1:37.052
2	30.530	106.7	40.652	93.2	26.989	92.3	1:38.171	9	30.244	108.1	40.200	96.0	26.935	87.4	1:37.379
3	30.290	105.2	40.123	93.5	26.711	91.7	1:37.124	10	29.779	105.4	39.932	93.9	26.125	91.3	1:35.836
4	29.452	108.9	42.289	85.8	27.121	92.3	1:38.862	11	28.904	106.0	38.543	95.5	46.121	78.5	1:53.568
5	29.756	105.8	40.509	94.5	26.631	91.1	1:36.896	12	31.457	105.8	40.842	94.7	27.636	92.4	1:39.935
6	29.591	105.0	39.221	95.1	26.749	90.9	1:35.561	13	29.568	104.2	39.926	95.3	27.101	86.3	1:36.595
7	29.293	102.8	40.320	95.3	26.777	91.4	1:36.390	14							

34 Jim Blockley (B)								Chevron B17							
Lap	Sect-1	Speed	Sect-2	Speed	Sect-3	Speed	Laptime Pit	Lap	Sect-1	Speed	Sect-2	Speed	Sect-3	Speed	Laptime Pit
1		101.4	40.570	91.9	27.299	87.8	1:45.597	8	29.920	102.8	39.262	94.4	27.048	87.6	1:36.230
2	31.918	99.0	40.407	95.7	27.368	90.0	1:39.693	9	29.920	102.0	38.491	95.1	26.613	87.4	1:35.024
3	29.643	107.0	40.292	96.6	27.139	89.8	1:37.074	10	29.657	103.2	40.471	96.1	26.594	87.0	1:36.722
4	30.993	101.2	39.902	97.8	26.865	89.2	1:37.760	11	29.397	105.0	39.327	95.3	27.027	87.4	1:35.751
5	29.647	102.9	39.094	94.7	26.513	90.0	1:35.254	12	29.879	104.2	40.105	92.1	27.008	86.7	1:36.992
6	29.203	104.7	39.609	96.0	26.372	88.8	1:35.184	13	29.814	103.6	38.668	94.9	26.769	86.9	1:35.251
7	29.852	103.9	39.636	96.6	26.603	87.0	1:36.091	14							

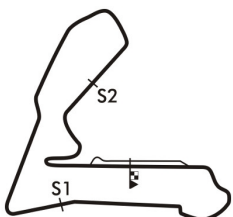
56 Mark Goldsmith (CRC)								Elfin 622							
Lap	Sect-1	Speed	Sect-2	Speed	Sect-3	Speed	Laptime Pit	Lap	Sect-1	Speed	Sect-2	Speed	Sect-3	Speed	Laptime Pit
1		105.4	41.676	96.3	26.828	92.7	1:49.549	7	30.676	104.2	40.889	96.7	27.744	91.1	1:39.309
2	30.464	107.5	41.149	96.3	27.111	92.3	1:38.724	8	30.543	106.5	40.709	96.3	26.914	91.7	1:38.166
3	29.721	108.4	41.996	60.0	28.892	90.8	1:40.609	9	32.663	104.9	40.691	96.6	27.158	92.4	1:40.512
4	31.541	102.8	41.180	92.6	27.512	91.8	1:40.233	10	30.542	108.4	42.992	93.9	27.395	92.1	1:40.929
5	30.493	105.5	58.575	90.7	28.110	91.8	1:57.178	11	30.057	106.9	40.556	94.9	27.347	91.9	1:37.960
6	31.327	105.5	43.167	94.1	27.283	92.6	1:41.777	12	30.700	105.5	41.355	92.9	27.696	89.7	1:39.751

57 Simon Haughton (B)								Chevron B15							
Lap	Sect-1	Speed	Sect-2	Speed	Sect-3	Speed	Laptime Pit	Lap	Sect-1	Speed	Sect-2	Speed	Sect-3	Speed	Laptime Pit
1		99.7	42.457	88.1	27.774	87.2	1:53.279	7	31.292	99.6	41.431	93.1	27.545	87.0	1:40.268
2	31.626	101.1	41.703	91.9	27.729	87.4	1:41.058	8	30.466	102.3	40.408	92.4	27.356	86.9	1:38.230
3	30.952	102.0	41.092	91.8	27.465	86.9	1:39.509	9	30.698	102.1	40.798	92.7	27.357	88.0	1:38.853
4	30.436	102.3	40.744	92.6	27.639	86.8	1:38.819	10	30.779	102.6	40.933	92.7	27.023	87.8	1:38.735
5	30.398	100.8	42.483	91.8	27.750	83.7	1:40.631	11	30.484	102.6	40.680	92.9	27.177	87.5	1:38.341
6	30.893	101.5	42.164	89.2	27.695	87.2	1:40.752	12	33.098	99.3	42.151	91.3	27.875	85.4	1:43.124

60 Roger Fowler (CRB)								Lola T60							
Lap	Sect-1	Speed	Sect-2	Speed	Sect-3	Speed	Laptime Pit	Lap	Sect-1	Speed	Sect-2	Speed	Sect-3	Speed	Laptime Pit
1		90.3	46.658	77.8	31.163	73.9	2:07.325	7	36.830	83.9	48.738	75.7	31.097	73.8	1:56.665
2	36.509	89.1	47.993	79.6	31.159	77.0	1:55.661	8	37.136	84.5	49.421	77.3	30.697	75.7	1:57.254
3	36.167	88.1	48.081	75.5	30.715	76.0	1:54.963	9	36.920	86.9	47.588	78.9	32.289	78.0	1:56.797
4	36.194	88.2	48.733	79.3	31.658	76.5	1:56.585	10	36.505	87.3	48.699	77.9	30.640	78.3	1:55.844
5	36.655	90.6	48.345	80.0	30.617	79.0	1:55.617	11	35.966	87.3	46.305	78.5	31.177	76.3	1:53.448
6	36.277	83.9	47.968	72.8	31.664	78.4	1:55.909	12							

65 Stephen Cooper (CRE)								Cooper T59							
Lap	Sect-1	Speed	Sect-2	Speed	Sect-3	Speed	Laptime Pit	Lap	Sect-1	Speed	Sect-2	Speed	Sect-3	Speed	Laptime Pit
1		96.4	43.533	90.1	29.057	90.9	1:55.688	3	31.661	102.8	42.519	91.9	29.087	89.4	1:43.267
2	32.266	96.6	43.711	86.8	29.141	86.9	1:45.118	4	31.722	100.6	43.026	90.4			1:52.727

67 Nick Pancisi (CRC)								March 712							
Lap	Sect-1	Speed	Sect-2	Speed	Sect-3	Speed	Laptime Pit	Lap	Sect-1	Speed	Sect-2	Speed	Sect-3	Speed	Laptime Pit
1		108.4	40.562	101.4	26.716	97.3	1:45.445	8	28.035	117.9	37.864	105.8	25.225	102.8	1:31.124
2	31.038	107.9	39.429	101.1	25.117	99.7	1:35.584	9	31.021	115.1	36.941	108.2	24.229	104.2	1:32.191
3	29.103	110.7	37.963	103.9	24.901	99.1	1:31.967	10	27.543	114.9	38.177	110.0	27.035	101.1	1:32.755
4	28.190	113.4	37.475	101.8	25.059	101.2	1:30.724	11	27.004	119.6	38.747	109.3	25.003	101.4	1:30.754
5	28.711	115.5	37.194	106.9	24.729	103.4	1:30.634	12	27.704	118.8	35.756	108.8	24.711	103.1	1:28.171
6	28.053	115.9	38.229	106.2	24.887	101.7	1:31.169	13	27.841	116.5	37.191	103.6	24.553	105.0	1:29.585
7	28.009	114.7	36.531	105.2	24.874	103.9	1:29.414	14							



Session Start: 12:12:03 - Finish: 12:32:02

Weather/Track Conditions: Cloud / Dry

Circuit: Croft

Track Length: 3.380 Km - 2.1002 miles

Croft 'Nostalgia Festival' Historic Race Meeting - 5 - 6 Aug 2017

HSCC Historic Formula 3 & HSCC Classic Racing Cars

Race 1 - Sector Analysis

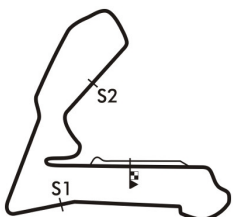
69 Greg Thruston (B)								Brabham BT21B							
Lap	Sect-1	Speed	Sect-2	Speed	Sect-3	Speed	Laptime Pit	Lap	Sect-1	Speed	Sect-2	Speed	Sect-3	Speed	Laptime Pit
1		99.4	41.902	92.3	27.596	88.5	1:55.413	7	30.580	102.9	41.202	92.6	28.197	74.1	1:39.979
2	31.127	102.0	41.420	93.1	29.668	79.0	1:42.215	8	31.538	103.1	42.816	93.3	27.412	86.1	1:41.766
3	31.592	103.2	40.747	92.7	26.723	88.2	1:39.062	9	32.281	102.9	41.344	92.7	27.541	88.3	1:41.166
4	30.345	102.5	40.466	93.9	26.740	89.8	1:37.551	10	30.446	105.0	39.681	93.2	26.902	86.7	1:37.029
5	30.038	104.4	41.008	92.7	26.691	90.8	1:37.737	11	30.070	103.9	39.912	94.3	26.384	89.0	1:36.366
6	30.179	105.5	52.387	80.2	27.963	88.0	1:50.529	12	30.078	103.4	41.128	94.4	26.748	81.7	1:37.954

81 Julian Stokes (CRC)								Tecno F2							
Lap	Sect-1	Speed	Sect-2	Speed	Sect-3	Speed	Laptime Pit	Lap	Sect-1	Speed	Sect-2	Speed	Sect-3	Speed	Laptime Pit
1			38.323	101.8	25.430	100.6	1:36.711	8	28.147	114.9	38.277	99.4	25.374	96.7	1:31.798
2	27.726	116.3	37.337	102.3	25.060	100.5	1:30.123	9	28.310	114.3	38.342	98.4	25.429	98.0	1:32.081
3	27.786	114.3	37.491	99.4	25.122	99.4	1:30.399	10	28.334	110.7	39.052	98.5	25.756	102.6	1:33.142
4	27.855	115.5	38.216	97.5	25.492	99.1	1:31.563	11	28.770	111.8	38.920	99.7	25.628	98.8	1:33.318
5	27.867	114.3	41.435	98.5	25.272	97.8	1:34.574	12	27.955	117.3	37.116	102.0	24.839	102.9	1:29.910
6	29.282	106.0	38.854	98.3	25.290	96.7	1:33.426	13	27.475	117.9	36.904	102.6	24.770	104.9	1:29.149
7	28.264	113.0	38.462	98.1	25.530	96.0	1:32.256	14							

88 Michael Scott (B)								Brabham BT28							
Lap	Sect-1	Speed	Sect-2	Speed	Sect-3	Speed	Laptime Pit	Lap	Sect-1	Speed	Sect-2	Speed	Sect-3	Speed	Laptime Pit
1		100.0	40.998	95.1	27.352	89.4	1:48.154	8	30.186	104.2	39.855	95.6	27.265	91.1	1:37.306
2	30.170	103.2	40.000	96.7	27.524	90.3	1:37.694	9	30.092	105.0	40.381	96.0	26.710	91.1	1:37.183
3	30.014	104.2	39.915	96.0	26.859	91.9	1:36.788	10	29.693	103.1	40.386	94.5	26.684	90.3	1:36.763
4	30.957	100.6	40.571	94.8	26.983	86.7	1:38.511	11	29.062	108.1	38.944	94.9	26.978	86.6	1:34.984
5	30.144	103.2	39.404	96.1	26.369	91.7	1:35.917	12	29.853	103.2	39.765	93.6	26.628	86.9	1:36.246
6	30.202	105.4	39.840	97.0	27.274	91.4	1:37.316	13	31.453	98.8	40.200	92.3	26.500	86.4	1:38.153
7	31.025	101.4	40.891	92.6	27.207	89.0	1:39.123	14							

91 Jonathon Hughes (B)								Merlyn Mk14A							
Lap	Sect-1	Speed	Sect-2	Speed	Sect-3	Speed	Laptime Pit	Lap	Sect-1	Speed	Sect-2	Speed	Sect-3	Speed	Laptime Pit
1		104.9	39.020	94.4	27.435	90.6	1:42.033	8	44.566	85.7	42.235	88.9	27.228	85.8	1:54.029
2	28.859	109.1	38.243	95.2	26.912	89.1	1:34.014	9	29.099	105.5	39.686	93.1	26.479	87.3	1:35.264
3	29.033	106.4	38.290	94.8	27.084	89.1	1:34.407	10	28.624	106.2	38.521	95.3	26.268	88.9	1:33.413
4	28.347	107.9	37.905	94.4	26.303	90.3	1:32.555	11	29.251	105.2	38.646	94.4	26.627	86.1	1:34.524
5	28.542	108.2	37.493	94.5	25.805	90.8	1:31.840	12	31.173	104.9	38.662	95.1	26.531	88.2	1:36.366
6	28.725	110.4	38.043	93.6	25.999	89.6	1:32.767	13	28.852	106.0	39.300	92.4	27.116	73.0	1:35.268
7	28.600	106.2	38.613	94.7	26.021	87.5	1:33.234	14							

96 Keith Messer (B)								Vesey Ford							
Lap	Sect-1	Speed	Sect-2	Speed	Sect-3	Speed	Laptime Pit	Lap	Sect-1	Speed	Sect-2	Speed	Sect-3	Speed	Laptime Pit
1		101.8	40.857	97.1	27.147	92.2	1:48.427	8	30.941	103.2	40.900	94.1	27.724	91.1	1:39.565
2	30.533	106.2	40.348	94.8	27.391	92.1	1:38.272	9	30.667	95.5	41.235	93.2	27.579	91.3	1:39.481
3	29.997	106.7	40.259	95.1	26.940	90.7	1:37.196	10	30.781	101.5	41.713	92.9	27.197	90.4	1:39.691
4	30.491	100.0	43.300	89.7	28.146	90.0	1:41.937	11	30.670	103.1	40.513	94.5	27.641	91.8	1:38.824
5	30.945	103.1	40.246	92.4	27.596	89.4	1:38.787	12	30.606	105.8	40.644	95.9	27.875	91.7	1:39.125
6	30.725	101.8	39.923	93.5	26.797	91.9	1:37.445	13	31.505	102.3	40.567	92.4	27.048	90.4	1:39.120
7	30.586	98.5	41.613	92.6	27.235	90.9	1:39.434	14							



Session Start: 12:12:03 - Finish: 12:32:02

Weather/Track Conditions: Cloud / Dry

Circuit: Croft

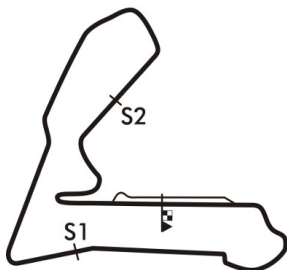
Track Length: 3.380 Km - 2.1002 miles

Croft 'Nostalgia Festival' Historic Race Meeting - 5 - 6 Aug 2017

HSCC Historic Formula 3 & HSCC Classic Racing Cars

Race 1 - Best Sector Times

	SECTOR 1			SECTOR 2			SECTOR 3			IDEAL / BEST LAP COMPARISON					
	NO	TIME	LAP	NO	TIME	LAP	NO	TIME	LAP	NO	NAME	BEST	IN	IDEAL	DIFF
1	67	27.004	11	67	35.756	12	67	24.229	9	67	Nick Pancisi	1:28.171	12	1:26.989	+1.182
2	81	27.475	13	81	36.904	13	21	24.680	12	81	Julian Stokes	1:29.149	13	1:29.149	+0.000
3	21	28.023	7	14	37.134	5	81	24.770	13	21	Lorraine Gathercole	1:31.044	7	1:30.573	+0.471
4	14	28.219	8	91	37.493	5	5	25.491	5	14	Jon Milicevic	1:31.744	5	1:31.230	+0.514
5	91	28.347	4	5	37.825	5	91	25.805	5	91	Jonathon Hughes	1:31.840	5	1:31.645	+0.195
6	5	28.638	12	21	37.870	8	14	25.877	6	5	Mark Goodyear	1:33.083	3	1:31.954	+1.129
7	26	28.904	11	34	38.491	9	26	26.125	10	88	Michael Scott	1:34.984	11	1:34.375	+0.609
8	88	29.062	11	26	38.543	11	88	26.369	5	34	Jim Blockley	1:35.024	9	1:34.066	+0.958
9	34	29.203	6	88	38.944	11	34	26.372	6	26	Steve Seaman	1:35.561	6	1:33.572	+1.989
10	6	29.377	12	6	39.366	5	69	26.384	11	6	Leif Bosson	1:36.181	5	1:35.166	+1.015
11	56	29.721	3	69	39.681	10	6	26.423	10	69	Greg Thruston	1:36.366	11	1:36.103	+0.263
12	9	29.856	9	96	39.923	6	96	26.797	6	9	Andrew Tart	1:37.118	6	1:36.839	+0.279
13	96	29.997	3	9	40.013	9	56	26.828	1	96	Keith Messer	1:37.196	3	1:36.717	+0.479
14	16	30.021	3	16	40.331	3	16	26.864	3	16	Mark Linstone	1:37.216	3	1:37.216	+0.000
15	69	30.038	5	57	40.408	8	9	26.970	4	56	Mark Goldsmith	1:37.960	11	1:37.105	+0.855
16	57	30.398	5	56	40.556	11	57	27.023	10	57	Simon Haughton	1:38.230	8	1:37.829	+0.401
17	65	31.661	3	65	42.519	3	65	29.057	1	60	Roger Fowler	1:53.448	11	1:52.888	+0.560
18	60	35.966	11	60	46.305	11	60	30.617	5	65	Stephen Cooper	1:43.267	3	1:43.237	+0.030



Session Start: 12:12:03 - Finish: 12:32:02

Weather/Track Conditions: Cloud / Dry

Circuit: Croft

Track Length: 3.380 Km - 2.1002 miles

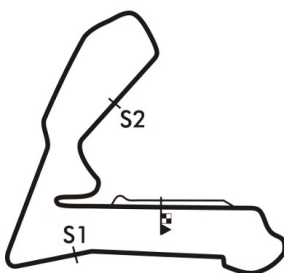


Croft 'Nostalgia Festival' Historic Race Meeting - 5 - 6 Aug 2017

HSCC Historic Formula 3 & HSCC Classic Racing Cars

Race 1 - Best Sector Speeds

	NO	SECTOR 1	MPH	NO	SECTOR 2	MPH	NO	SECTOR 3	MPH
1	67	Nick Pancisi	119.6	67	Nick Pancisi	110.0	21	Lorraine Gathercole	106.2
2	81	Julian Stokes	117.9	21	Lorraine Gathercole	104.7	67	Nick Pancisi	105.0
3	21	Lorraine Gathercole	117.3	81	Julian Stokes	102.6	81	Julian Stokes	104.9
4	5	Mark Goodyear	115.3	5	Mark Goodyear	101.7	5	Mark Goodyear	100.3
5	14	Jon Milicevic	114.3	14	Jon Milicevic	100.5	14	Jon Milicevic	93.6
6	91	Jonathon Hughes	110.4	34	Jim Blockley	97.8	6	Leif Bosson	92.9
7	26	Steve Seaman	108.9	96	Keith Messer	97.1	56	Mark Goldsmith	92.7
8	9	Andrew Tart	108.4	88	Michael Scott	97.0	26	Steve Seaman	92.4
9	56	Mark Goldsmith	108.4	56	Mark Goldsmith	96.7	96	Keith Messer	92.2
10	6	Leif Bosson	108.1	9	Andrew Tart	96.1	88	Michael Scott	91.9
11	88	Michael Scott	108.1	26	Steve Seaman	96.0	9	Andrew Tart	91.7
12	34	Jim Blockley	107.0	6	Leif Bosson	95.9	65	Stephen Cooper	90.9
13	96	Keith Messer	106.7	91	Jonathon Hughes	95.3	69	Greg Thruston	90.8
14	69	Greg Thruston	105.5	69	Greg Thruston	94.4	91	Jonathon Hughes	90.8
15	16	Mark Linstone	105.2	16	Mark Linstone	94.3	16	Mark Linstone	90.3
16	65	Stephen Cooper	102.8	57	Simon Haughton	93.1	34	Jim Blockley	90.0
17	57	Simon Haughton	102.6	65	Stephen Cooper	91.9	57	Simon Haughton	88.0
18	60	Roger Fowler	90.6	60	Roger Fowler	80.0	60	Roger Fowler	79.0



Session Start: 12:12:03 - Finish: 12:32:02

Weather/Track Conditions: Cloud / Dry

Circuit: Croft

Track Length: 3.380 Km - 2.1002 miles



Croft 'Nostalgia Festival' Historic Race Meeting - 5 - 6 Aug 2017

HSCC Historic Formula 3 & HSCC Classic Racing Cars

Race 1 - Lap Chart

Lap 1			Lap 2			Lap 3			Lap 4			Lap 5			Lap 6		
NO	Behind	Laptime	NO	Behind	Laptime	NO	Behind	Laptime	NO	Behind	Laptime	NO	Behind	Laptime	NO	Behind	Laptime
81		1:36.711	81		1:30.123	81		1:30.399	81		1:31.563	81		1:34.574	81		1:33.426
21	3.837	1:40.548	21	5.257	1:31.543	21	7.200	1:32.342	21	8.341	1:32.704	21	7.483	1:33.716	21	6.216	1:32.159
5	4.193	1:40.904	5	7.841	1:33.771	5	10.525	1:33.083	14	13.651	1:33.035	14	10.821	1:31.744	67	8.727	1:31.169
14	5.170	1:41.881	91	9.213	1:34.014	14	12.179	1:33.310	91	14.213	1:32.555	67	10.984	1:30.634	91	10.820	1:32.767
91	5.322	1:42.033	14	9.268	1:34.221	91	13.221	1:34.407	67	14.924	1:30.724	60	1 LAP	1:56.585	14	10.904	1:33.509
67	8.734	1:45.445	67	14.195	1:35.584	67	15.763	1:31.967	5	22.942	1:43.980	91	11.479	1:31.840	5	21.782	1:33.203
34	8.886	1:45.597	6	17.621	1:37.025	6	24.584	1:37.362	34	31.328	1:37.760	5	22.005	1:33.637	60	1 LAP	1:55.617
6	10.719	1:47.430	34	18.456	1:39.693	34	25.131	1:37.074	6	31.966	1:38.945	34	32.008	1:35.254	34	33.766	1:35.184
88	11.443	1:48.154	88	19.014	1:37.694	88	25.403	1:36.788	88	32.351	1:38.511	6	33.573	1:36.181	6	37.314	1:37.167
96	11.716	1:48.427	96	19.865	1:38.272	96	26.662	1:37.196	16	34.388	1:38.659	88	33.694	1:35.917	88	37.584	1:37.316
16	12.636	1:49.347	16	20.475	1:37.962	16	27.292	1:37.216	26	35.672	1:38.862	26	37.994	1:36.896	26	40.129	1:35.561
56	12.838	1:49.549	56	21.439	1:38.724	26	28.373	1:37.124	96	37.036	1:41.937	16	39.352	1:39.538	16	44.922	1:38.996
26	13.600	1:50.311	26	21.648	1:38.171	56	31.649	1:40.609	56	40.319	1:40.233	96	41.249	1:38.787	96	45.268	1:37.445
57	16.568	1:53.279	57	27.503	1:41.058	57	36.613	1:39.509	57	43.869	1:38.819	9	48.331	1:38.694	9	52.023	1:37.118
9	17.053	1:53.764	9	27.732	1:40.802	9	37.274	1:39.941	9	44.211	1:38.500	69	48.608	1:37.737	57	57.252	1:40.752
69	18.702	1:55.413	69	30.794	1:42.215	69	39.457	1:39.062	69	45.445	1:37.551	57	49.926	1:40.631	69	1:05.711	1:50.529
65	18.977	1:55.688	65	33.972	1:45.118	65	46.840	1:43.267	65	1:08.004	1:52.727	56	1:02.923	1:57.178	56	1:11.274	1:41.777
60	30.614	2:07.325	60	56.152	1:55.661	60	1:20.716	1:54.963									

Session Start: 12:12:03 - Finish: 12:32:02

Weather/Track Conditions: Cloud / Dry

Circuit: Croft

Track Length: 3.380 Km - 2.1002 miles

Croft 'Nostalgia Festival' Historic Race Meeting - 5 - 6 Aug 2017

HSCC Historic Formula 3 & HSCC Classic Racing Cars

Race 1 - Lap Chart

Lap 7			Lap 8			Lap 9			Lap 10			Lap 11			Lap 12		
NO	Behind	Laptime	NO	Behind	Laptime	NO	Behind	Laptime	NO	Behind	Laptime	NO	Behind	Laptime	NO	Behind	Laptime
81		1:32.256	81		1:31.798	81		1:32.081	81		1:33.142	81		1:33.318	81		1:29.910
21	5.004	1:31.044	21	4.278	1:31.072	21	3.746	1:31.549	21	2.856	1:32.252	67	2.370	1:30.754	67	0.631	1:28.171
67	5.885	1:29.414	67	5.211	1:31.124	67	5.321	1:32.191	67	4.934	1:32.755	21	2.900	1:33.362	21	4.221	1:31.231
14	10.664	1:32.016	14	11.287	1:32.421	14	13.230	1:34.024	60	2 LAPS	1:57.254	69	1 LAP	1:37.029	69	1 LAP	1:36.366
91	11.798	1:33.234	5	29.178	1:34.873	5	31.650	1:34.553	14	14.483	1:34.395	56	1 LAP	1:40.929	56	1 LAP	1:37.960
5	26.103	1:36.577	91	34.029	1:54.029	91	37.212	1:35.264	5	33.322	1:34.814	14	15.324	1:34.159	14	20.418	1:35.004
34	37.601	1:36.091	34	42.033	1:36.230	34	44.976	1:35.024	91	37.483	1:33.413	5	34.499	1:34.495	5	38.735	1:34.146
6	43.639	1:38.581	6	49.401	1:37.560	6	54.318	1:36.998	34	48.556	1:36.722	60	2 LAPS	1:56.797	91	45.145	1:36.366
26	44.263	1:36.390	26	49.517	1:37.052	26	54.815	1:37.379	26	57.509	1:35.836	91	38.689	1:34.524	34	58.071	1:36.992
88	44.451	1:39.123	88	49.959	1:37.306	88	55.061	1:37.183	6	58.154	1:36.978	34	50.989	1:35.751	60	2 LAPS	1:55.844
16	52.229	1:39.563	16	59.676	1:39.245	16	1:07.065	1:39.470	88	58.682	1:36.763	88	1:00.348	1:34.984	88	1:06.684	1:36.246
96	52.446	1:39.434	96	1:00.213	1:39.565	96	1:07.613	1:39.481	16	1:12.738	1:38.815	6	1:01.346	1:36.510	6	1:07.664	1:36.228
60	1 LAP	1:55.909	9	1:03.573	1:37.646	9	1:08.990	1:37.498	9	1:13.641	1:37.793	26	1:17.759	1:53.568	16	1:27.567	1:39.119
9	57.725	1:37.958	57	1:11.696	1:38.230	57	1:18.468	1:38.853	96	1:14.162	1:39.691	16	1:18.358	1:38.938	26	1:27.784	1:39.935
57	1:05.264	1:40.268	60	1 LAP	1:56.665	69	1:32.487	1:41.166	57	1:24.061	1:38.735	9	1:18.990	1:38.667	9	1:28.497	1:39.417
69	1:13.434	1:39.979	69	1:23.402	1:41.766	56	1:33.126	1:40.512				96	1:19.668	1:38.824	96	1:28.883	1:39.125
56	1:18.327	1:39.309	56	1:24.695	1:38.166							57	1:29.084	1:38.341			

Session Start: 12:12:03 - Finish: 12:32:02

Weather/Track Conditions: Cloud / Dry

Circuit: Croft

Track Length: 3.380 Km - 2.1002 miles

Croft 'Nostalgia Festival' Historic Race Meeting - 5 - 6 Aug 2017

HSCC Historic Formula 3 & HSCC Classic Racing Cars

Race 1 - Lap Chart

Lap 13		
NO	Behind	Laptime
81		1:29.149
67	1.067	1:29.585
21	7.532	1:32.460
57	1 LAP	1:43.124
69	1 LAP	1:37.954
14	26.129	1:34.860
56	1 LAP	1:39.751
5	45.816	1:36.230
91	51.264	1:35.268
34	1:04.173	1:35.251
88	1:15.688	1:38.153
6	1:16.551	1:38.036
60	2 LAPS	1:53.448
26	1:35.230	1:36.595
16	1:37.124	1:38.706
9	1:37.382	1:38.034
96	1:38.854	1:39.120

Session Start: 12:12:03 - Finish: 12:32:02

Weather/Track Conditions: Cloud / Dry

Circuit: Croft

Track Length: 3.380 Km - 2.1002 miles

Croft 'Nostalgia Festival' Historic Race Meeting - 5 - 6 Aug 2017

HSCC Historic Formula 3 & HSCC Classic Racing Cars


Race 11 - Starting Grid

Sheet No:

Start Time : 11:25 - Heat Duration : 20 Minutes

9	17	65	Stephen Cooper	18	60	Roger Fowler
8	15	56	Mark Goldsmith	16	57	Simon Haughton
7	13	96	Keith Messer	14	16	Mark Linstone
6	11	69	Greg Thruston	12	9	Andrew Tart
5	9	26	Steve Seaman	10	6	Leif Bosson
4	7	88	Michael Scott	8	34	Jim Blockley
3	5	91	Jonathon Hughes	6	5	Mark Goodyear
2	3	21	Lorraine Gathercole	4	14	Jon Milicevic
1	1	67	Nick Pancisi	2	81	Julian Stokes

ROW Pole Right



These results are provisional until the conclusion of any judicial and technical matters.

Circuit: Croft
Track Length: 3.380 Km - 2.1002 miles

Clerk of the Course:

Timekeeper:

Issued at:

Nick Palmer

Croft 'Nostalgia Festival' Historic Race Meeting - 5 - 6 Aug 2017

HSCC Historic Formula 3 & HSCC Classic Racing Cars

Race 11 - Classification

Sheet No:

POS	NO	DRIVER/S	CLASS	CLASS POS	CAR MAKE / MODEL	TIME	LAPS	GAP	DIFF	MPH	BEST	ON
1	81	Julian Stokes	CRC	1	Tecno F2	20:50.238	14	-- 14 laps		84.66	1:27.280	3
2	21	Lorraine Gathercole	CRC	2	March 712	21:56.680	14	1:06.442	1:06.442	80.39	1:31.114	9
3	14	Jon Milicevic	B	1	Brabham BT21B	22:04.024	14	1:13.786	7.344	79.95	1:32.342	4
4	5	Mark Goodyear	CRG	1	Lotus 59	22:16.603	14	1:26.365	12.579	79.19	1:32.745	8
5	88	Michael Scott	B	2	Brabham BT28	21:04.965	13	-- 13 laps	24.665	77.70	1:34.537	12
6	26	Steve Seaman	B	3	Brabham BT21	21:06.347	13	1.382	1.382	77.62	1:34.455	11
7	6	Leif Bosson	B	4	Brabham BT28	21:10.517	13	5.552	4.170	77.36	1:35.460	12
8	34	Jim Blockley	B	5	Chevron B17	21:14.279	13	9.314	3.762	77.13	1:35.680	12
9	69	Greg Thruston	B	6	Brabham BT21B	21:33.782	13	28.817	19.503	75.97	1:35.523	8
10	16	Mark Linstone	CRD	1	Brabham BT21	21:41.200	13	36.235	7.418	75.53	1:38.021	7
11	96	Keith Messer	B	7	Vesey Ford	21:42.831	13	37.866	1.631	75.44	1:37.509	5
12	57	Simon Haughton	B	8	Chevron B15	21:43.458	13	38.493	0.627	75.40	1:37.394	8
13	56	Mark Goldsmith	CRC	3	Elfin 622	22:07.852	13	1:02.887	24.394	74.02	1:37.177	13
14	60	Roger Fowler	CRB	1	Lola T60	22:32.909	12	-- 12 laps	2:02.234	67.06	1:50.527	4

----- NOT CLASSIFIED -----

DNF 91	Jonathon Hughes	B	Merlyn Mk14A	15:49.527	10	-- 10 laps				79.62	1:33.031	10
DNF 9	Andrew Tart	B	Merlyn Mk9	13:30.215	8	-- 8 laps --			48.395	74.65	1:37.874	7
DNF 67	Nick Pancisi	CRC	March 712	7:55.996	5	-- 5 laps --				79.42	1:31.388	4

----- FASTEST LAP SUMMARY -----

NO	DRIVER/S	CLASS	CAR MAKE / MODEL	FASTEST LAP	ON	MPH
81	Julian Stokes	CRC	Tecno F2	1:27.280	3	86.63
14	Jon Milicevic	B	Brabham BT21B	1:32.342	4	81.88
5	Mark Goodyear	CRG	Lotus 59	1:32.745	8	81.52
16	Mark Linstone	CRD	Brabham BT21	1:38.021	7	77.13
60	Roger Fowler	CRB	Lola T60	1:50.527	4	68.41

Session Start: 11:32:46 - Finish: 11:53:35

Weather/Track Conditions: Cloud / Dry

Circuit: Croft

Track Length: 3.380 Km - 2.1002 miles

These results are provisional until the conclusion of any judicial and technical matters.

Clerk of the Course:

Timekeeper:

Issued at:

Nick Palmer



Printed : 06-08-2017 - 11:56

Croft 'Nostalgia Festival' Historic Race Meeting - 5 - 6 Aug 2017

HSCC Historic Formula 3 & HSCC Classic Racing Cars

Race 11 - Sector Analysis

5 Mark Goodyear (CRG)								Lotus 59							
lap	Sect-1	Speed	Sect-2	Speed	Sect-3	Speed	Laptime Pit	lap	Sect-1	Speed	Sect-2	Speed	Sect-3	Speed	Laptime Pit
1							1:44.331	8	28.704	111.5	38.012	100.5	26.029	99.4	1:32.745
2	29.108	112.6	41.354	99.9	26.726	100.3	1:35.051	9	28.429	113.6	39.097	99.7	26.337	99.3	1:33.863
3	30.855	111.8	38.426	100.6	26.077	99.7	1:35.358	10	29.290	110.9	38.978	98.1	26.339	98.5	1:34.607
4	28.622	113.6	39.463	99.0	25.699	101.1	1:33.784	11	28.717	111.5	41.306	98.8	26.444	97.7	1:36.467
5	29.499	110.7	39.395	100.0	25.983	100.3	1:34.877	12	29.907	112.0	39.678	100.8	26.973	96.8	1:36.558
6	28.833	111.3	38.415	100.5	25.749	101.5	1:32.997	13	29.841	110.6	39.336	99.7	26.461	97.3	1:35.638
7	28.809	111.8	38.926	98.8	26.289	100.2	1:34.024	14	29.786	107.2	39.885	98.4	26.632	98.1	1:36.303

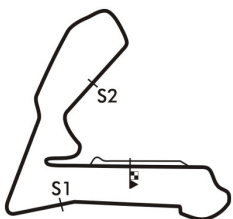
6 Leif Bosson (B)								Brabham BT28							
lap	Sect-1	Speed	Sect-2	Speed	Sect-3	Speed	Laptime Pit	lap	Sect-1	Speed	Sect-2	Speed	Sect-3	Speed	Laptime Pit
1		104.7	41.150	94.1	27.361	91.1	1:48.255	8	30.315	104.7	39.986	93.9	27.390	92.9	1:37.691
2	29.976	107.0	40.022	94.4	26.703	94.3	1:36.701	9	29.714	105.4	39.870	93.2	26.978	93.1	1:36.562
3	29.704	108.8	40.099	94.7	26.712	93.6	1:36.515	10	29.475	105.8	39.962	94.0	27.230	92.9	1:36.667
4	29.565	105.5	40.136	94.1	26.628	92.8	1:36.329	11	29.732	108.4	40.135	92.9	26.447	93.7	1:36.314
5	29.916	104.9	40.187	92.7	26.478	92.7	1:36.581	12	29.238	106.0	39.387	93.3	26.835	92.8	1:35.460
6	31.253	103.6	41.095	92.3	26.879	92.2	1:39.227	13	29.641	105.0	40.267	92.3	27.282	90.6	1:37.190
7	30.006	104.9	39.932	94.3	27.087	92.9	1:37.025	14							

9 Andrew Tart (B)								Merlyn Mk9							
lap	Sect-1	Speed	Sect-2	Speed	Sect-3	Speed	Laptime Pit	lap	Sect-1	Speed	Sect-2	Speed	Sect-3	Speed	Laptime Pit
1		102.8	43.394	89.6	28.027	90.6	1:52.192	5	30.161	107.7	41.538	94.1	27.653	91.1	1:39.352
2	30.820	106.0	40.609	94.4	27.483	91.9	1:38.912	6	30.206	106.2	41.940	91.2	27.517	90.3	1:39.663
3	30.662	104.0	40.914	95.1	27.702	90.4	1:39.278	7	30.170	104.5	40.411	93.3	27.293	91.3	1:37.874
4	30.099	105.0	41.017	93.6	27.480	91.8	1:38.596	8	30.058	104.7	40.102	92.7	34.188		1:44.348

14 Jon Milicevic (B)								Brabham BT21B							
lap	Sect-1	Speed	Sect-2	Speed	Sect-3	Speed	Laptime Pit	lap	Sect-1	Speed	Sect-2	Speed	Sect-3	Speed	Laptime Pit
1		106.9	40.648	96.0	26.011	93.6	1:42.383	8	28.852	107.9	38.333	95.7	26.194	92.3	1:33.379
2	28.555	109.7	41.268	92.6	26.620	95.7	1:36.443	9	28.603	108.4	37.874	95.9	26.319	92.1	1:32.796
3	28.807	108.4	37.711	96.4	25.989	93.1	1:32.507	10	28.869	107.5	38.111	95.7	26.436	93.1	1:33.416
4	28.568	107.9	37.571	97.0	26.203	93.3	1:32.342	11	29.499	107.0	38.188	95.9	25.961	92.9	1:33.648
5	30.324	108.2	37.941	96.4	25.916	92.6	1:34.181	12	29.089	107.7	39.037	95.5	26.137	94.1	1:34.263
6	29.073	107.2	37.639	95.1	26.432	92.4	1:33.144	13	29.330	108.4	39.482	95.6	26.801	91.9	1:35.613
7	29.251	107.7	38.341	97.1	26.297	92.3	1:33.889	14	29.507	107.7	39.496	93.5	27.017	92.2	1:36.020

16 Mark Linstone (CRD)								Brabham BT21							
lap	Sect-1	Speed	Sect-2	Speed	Sect-3	Speed	Laptime Pit	lap	Sect-1	Speed	Sect-2	Speed	Sect-3	Speed	Laptime Pit
1		101.8	42.378	92.2	27.662	88.9	1:51.170	8	30.047	103.2	40.124	93.1	28.672	89.4	1:38.843
2	30.664	99.6	41.078	91.9	27.117	90.6	1:38.859	9	30.368	101.1	41.193	92.8	27.337	89.0	1:38.898
3	30.245	101.7	41.713	92.6	27.232	89.2	1:39.190	10	31.251	99.0	41.092	91.1	27.261	89.6	1:39.604
4	30.482	100.3	41.289	91.6	27.274	89.4	1:39.045	11	30.576	101.1	41.540	90.9	27.058	89.7	1:39.174
5	30.695	101.4	41.150	92.2	27.356	89.5	1:39.201	12	30.587	100.5	41.257	91.7	27.346	88.0	1:39.190
6	30.838	100.5	42.347	91.8	27.769	90.8	1:40.954	13	30.345	100.3	41.152	91.3	27.554	89.1	1:39.051
7	30.047	104.5	40.864	92.6	27.110	90.8	1:38.021	14							

21 Lorraine Gathercole (CRC)								March 712							
lap	Sect-1	Speed	Sect-2	Speed	Sect-3	Speed	Laptime Pit	lap	Sect-1	Speed	Sect-2	Speed	Sect-3	Speed	Laptime Pit
1		111.8	41.168	90.2	26.270	104.7	1:46.146	8	28.989	114.1	38.199	101.2	25.115	104.5	1:32.303
2	29.462	113.9	38.946	100.5	25.269	104.9	1:33.677	9	27.941	117.1	38.306	101.2	24.867	103.7	1:31.114
3	30.685	110.6	39.636	99.4	25.082	104.4	1:35.403	10	29.255	100.6	38.851	97.0	24.640	106.2	1:32.746
4	29.054	114.1	39.229	100.0	25.157	105.2	1:33.440	11	28.911	110.9	38.155	100.6	24.974	101.1	1:32.040
5	29.719	113.2	39.792	101.7	25.568	104.9	1:35.079	12	28.777	113.4	38.947	101.7	25.372	106.9	1:33.096
6	29.207	111.8	38.565	100.0	25.166	103.2	1:32.938	13	28.865	112.4	38.433	101.5	24.791	103.7	1:32.089
7	29.515	111.5	39.698	99.4	25.031	106.2	1:34.244	14	28.873	112.8	38.373	97.8	25.119	101.7	1:32.365



Session Start: 11:32:46 - Finish: 11:53:35

Weather/Track Conditions: Cloud / Dry

Circuit: Croft

Track Length: 3.380 Km - 2.1002 miles

Croft 'Nostalgia Festival' Historic Race Meeting - 5 - 6 Aug 2017

HSCC Historic Formula 3 & HSCC Classic Racing Cars

Race 11 - Sector Analysis

26 Steve Seaman (B)								Brabham BT21							
lap	Sect-1	Speed	Sect-2	Speed	Sect-3	Speed	Laptime Pit	lap	Sect-1	Speed	Sect-2	Speed	Sect-3	Speed	Laptime Pit
1		102.3	42.153	92.3	28.169	89.8	1:50.659	8	30.417	107.2	39.861	96.6	27.338	92.1	1:37.616
2	30.881	103.9	39.843	94.7	27.089	91.2	1:37.813	9	29.723	105.8	39.593	95.3	27.327	92.9	1:36.643
3	29.821	104.2	39.907	93.6	26.693	91.7	1:36.421	10	29.205	107.7	39.926	91.4	27.222	93.6	1:36.353
4	29.689	104.0	39.362	94.5	27.152	87.4	1:36.203	11	29.262	104.0	38.802	94.3	26.391	92.1	1:34.455
5	30.074	104.0	39.385	92.7	26.829	90.7	1:36.288	12	29.265	104.9	38.457	95.3	27.207	88.7	1:34.929
6	30.853	101.8	39.208	94.5	26.848	94.0	1:36.909	13	29.747	104.0	38.617	94.9	26.889	84.5	1:35.253
7	29.944	108.2	40.303	95.2	26.558	93.6	1:36.805	14							

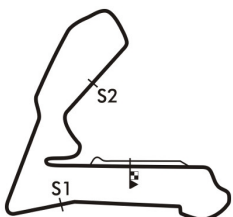
34 Jim Blockley (B)								Chevron B17							
lap	Sect-1	Speed	Sect-2	Speed	Sect-3	Speed	Laptime Pit	lap	Sect-1	Speed	Sect-2	Speed	Sect-3	Speed	Laptime Pit
1		103.7	40.825	91.2	26.894	89.2	1:45.353	8	30.465	103.1	39.949	93.6	27.467	89.5	1:37.881
2	31.801	98.5	40.579	90.9	26.602	88.2	1:38.982	9	31.473	96.3	39.900	90.4	27.003	87.8	1:38.376
3	30.217	99.6	40.348	95.5	27.708	88.0	1:38.273	10	30.032	97.8	39.860	91.8	26.845	87.6	1:36.737
4	30.103	100.2	39.471	91.3	27.162	86.0	1:36.736	11	29.903	100.5	39.383	90.6	27.002	86.8	1:36.288
5	30.016	100.9	39.223	92.8	26.607	89.2	1:35.846	12	29.837	98.4	39.009	91.6	26.834	86.9	1:35.680
6	30.582	102.9	41.198	92.2	27.074	89.8	1:38.854	13	29.954	98.1	41.207	90.2	27.389	84.5	1:38.550
7	29.872	102.9	39.919	93.6	26.932	92.6	1:36.723	14							

56 Mark Goldsmith (CRC)								Elfin 622							
lap	Sect-1	Speed	Sect-2	Speed	Sect-3	Speed	Laptime Pit	lap	Sect-1	Speed	Sect-2	Speed	Sect-3	Speed	Laptime Pit
1		103.2	43.035	92.6	27.747	91.8	1:52.688	8	31.683	102.1	43.241	89.1	27.881	91.1	1:42.805
2	31.268	106.7	43.174	92.8	27.336	91.7	1:41.778	9	33.483	99.6	42.134	88.4	27.929	89.2	1:43.546
3	31.218	102.6	42.586	93.6	27.421	92.4	1:41.225	10	31.824	101.8	43.320	90.7	27.250	88.1	1:42.394
4	31.106	102.9	43.972	88.9	27.644	90.0	1:42.722	11	32.453	102.3	41.672	92.2	26.898	91.9	1:41.023
5	31.307	102.9	41.799	90.2	27.089	91.6	1:40.195	12	32.033	102.6	43.533	88.1	27.164	91.2	1:42.730
6	30.800	103.1	41.005	92.9	27.121	92.4	1:38.926	13	29.813	105.8	40.375	91.1	26.989	91.8	1:37.177
7	30.506	104.2	42.884	90.8	27.253	91.3	1:40.643	14							

57 Simon Haughton (B)								Chevron B15							
lap	Sect-1	Speed	Sect-2	Speed	Sect-3	Speed	Laptime Pit	lap	Sect-1	Speed	Sect-2	Speed	Sect-3	Speed	Laptime Pit
1		99.6	41.905	90.4	28.531	89.1	1:53.959	8	30.552	101.4	40.016	92.4	26.826	87.8	1:37.394
2	31.432	102.0	42.321	90.7	28.585	88.4	1:42.338	9	30.196	101.1	40.886	91.2	27.555	88.4	1:38.637
3	30.860	100.9	41.777	91.3	27.805	88.4	1:40.442	10	30.507	101.4	41.984	91.6	27.740	88.7	1:40.231
4	30.749	101.2	41.283	90.9	27.501	88.7	1:39.533	11	30.759	100.2	40.448	92.7	27.172	88.8	1:38.379
5	30.741	101.5	40.713	91.8	27.504	88.5	1:38.958	12	30.388	102.3	40.749	91.8	27.450	88.3	1:38.587
6	30.405	101.5	41.094	91.2	27.096	87.2	1:38.595	13	30.016	103.2	40.592	92.3	27.142	89.1	1:37.750
7	30.453	101.2	40.641	90.7	27.561	85.8	1:38.655	14							

60 Roger Fowler (CRB)								Lola T60							
lap	Sect-1	Speed	Sect-2	Speed	Sect-3	Speed	Laptime Pit	lap	Sect-1	Speed	Sect-2	Speed	Sect-3	Speed	Laptime Pit
1		92.3	45.204	76.7	29.932	81.7	2:01.177	7	34.944	91.7	47.040	72.6	30.790	79.0	1:52.774
2	35.224	91.7	45.402	79.5	30.001	76.6	1:50.627	8	34.700	87.3	46.220	81.4	29.832	80.3	1:50.752
3	35.121	92.2	45.856	81.7	29.891	79.7	1:50.868	9	36.397	85.1	48.293	79.6	29.999	79.0	1:54.689
4	35.051	91.7	45.519	75.6	29.957	81.4	1:50.527	10	35.470	88.9	46.317	78.9	30.378	80.1	1:52.165
5	34.743	91.6	46.125	79.8	29.791	81.2	1:50.659	11	36.188	89.4	46.104	81.2	30.470	79.0	1:52.762
6	35.377	85.4	47.971	81.1	29.262	80.2	1:52.610	12	36.449	87.7	46.732	79.1	30.118	80.7	1:53.299

67 Nick Pancisi (CRC)								March 712							
lap	Sect-1	Speed	Sect-2	Speed	Sect-3	Speed	Laptime Pit	lap	Sect-1	Speed	Sect-2	Speed	Sect-3	Speed	Laptime Pit
1		110.7	40.834	100.6	25.482	99.3	1:41.386	4	28.884	114.1	37.919	100.2	24.585	104.9	1:31.388
2	28.848	109.5	41.790	94.0	26.996	97.3	1:37.634	5	29.643	112.2	37.634	105.5	24.834	102.9	1:32.111
3	29.366	107.5	38.303	100.5	25.808	102.1	1:33.477	6							



Session Start: 11:32:46 - Finish: 11:53:35
Weather/Track Conditions: Cloud / Dry
Circuit: Croft
Track Length: 3.380 Km - 2.1002 miles

Croft 'Nostalgia Festival' Historic Race Meeting - 5 - 6 Aug 2017

HSCC Historic Formula 3 & HSCC Classic Racing Cars

Race 11 - Sector Analysis

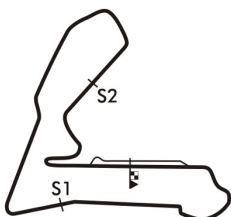
69 Greg Thruston (B)								Brabham BT21B							
Lap	Sect-1	Speed	Sect-2	Speed	Sect-3	Speed	Laptime Pit	Lap	Sect-1	Speed	Sect-2	Speed	Sect-3	Speed	Laptime Pit
1		105.8	41.521	92.4	39.912	82.1	1:59.599	8	29.694	103.6	39.561	91.6	26.268	91.4	1:35.523
2	31.988	100.8	42.610	91.7	27.616	87.3	1:42.214	9	29.537	104.9	40.795	94.0	26.269	92.1	1:36.601
3	30.898	101.8	42.262	91.1	27.384	89.4	1:40.544	10	30.239	103.1	40.076	94.7	26.758	91.1	1:37.073
4	30.887	101.4	41.403	91.8	27.149	88.5	1:39.439	11	30.004	103.2	39.458	94.4	26.646	86.7	1:36.108
5	30.330	100.8	40.477	92.8	26.776	90.8	1:37.583	12	29.802	103.2	39.984	92.7	26.704	90.3	1:36.490
6	30.262	102.6	41.147	92.9	27.468	89.6	1:38.877	13	29.591	102.1	39.929	92.4	27.173	89.1	1:36.693
7	30.018	104.0	40.274	93.5	26.746	88.8	1:37.038	14							

81 Julian Stokes (CRC)								Tecno F2							
Lap	Sect-1	Speed	Sect-2	Speed	Sect-3	Speed	Laptime Pit	Lap	Sect-1	Speed	Sect-2	Speed	Sect-3	Speed	Laptime Pit
1		116.1	36.721	104.2	24.966	102.1	1:34.424	8	27.010	116.7	37.477	104.0	24.767	102.3	1:29.254
2	27.418	115.3	36.616	103.6	24.344	101.8	1:28.378	9	27.034	116.3	37.595	103.2	26.070	100.3	1:30.699
3	26.829	117.9	36.064	103.9	24.387	101.8	1:27.280	10	27.072	114.7	37.227	102.3	24.529	103.6	1:28.828
4	28.207	107.0	36.240	104.9	24.552	103.4	1:28.999	11	27.736	115.7	36.470	102.0	25.962	100.9	1:30.168
5	27.107	116.7	36.338	98.3	24.426	102.5	1:27.871	12	27.378	117.5	36.244	100.6	25.525	99.4	1:29.147
6	27.173	116.1	36.302	102.9	24.298	102.8	1:27.773	13	27.567	113.9	36.418	100.3	24.804	100.8	1:28.789
7	27.223	115.9	36.144	101.7	24.469	102.1	1:27.836	14	27.603	115.1	37.629	94.3	25.560	97.0	1:30.792

88 Michael Scott (B)								Brabham BT28							
Lap	Sect-1	Speed	Sect-2	Speed	Sect-3	Speed	Laptime Pit	Lap	Sect-1	Speed	Sect-2	Speed	Sect-3	Speed	Laptime Pit
1		102.6	41.596	93.7	26.766	90.3	1:45.725	8	30.464	97.8	39.700	93.2	26.763	87.8	1:36.927
2	30.947	101.4	39.736	92.9	26.544	89.7	1:37.227	9	30.361	100.0	39.626	94.1	26.461	87.5	1:36.448
3	30.178	100.8	39.604	93.2	26.479	89.1	1:36.261	10	30.222	99.6	39.480	92.8	26.699	87.2	1:36.401
4	29.959	100.3	39.549	92.7	26.556	88.7	1:36.064	11	30.572	100.0	39.704	93.3	25.953	88.4	1:36.229
5	30.219	99.7	39.783	92.1	26.804	88.3	1:36.806	12	29.626	100.9	38.857	94.4	26.054	89.6	1:34.537
6	32.674	96.0	39.716	92.7	26.789	86.7	1:39.179	13	29.839	101.1	39.297	93.6	26.710	84.3	1:35.846
7	31.130	98.3	39.793	94.4	26.392	89.2	1:37.315	14							

91 Jonathon Hughes (B)								Merlyn Mk14A							
Lap	Sect-1	Speed	Sect-2	Speed	Sect-3	Speed	Laptime Pit	Lap	Sect-1	Speed	Sect-2	Speed	Sect-3	Speed	Laptime Pit
1		102.5	39.633	94.8	26.696	90.8	1:43.338	6	28.895	103.6	38.493	94.4	26.587	90.2	1:33.975
2	28.682	107.0	39.788	91.7	26.905	90.4	1:35.375	7	28.835	105.4	38.598	94.1	26.495	90.6	1:33.928
3	29.376	105.8	38.301	94.3	26.619	90.8	1:34.296	8	28.582	103.9	38.388	92.1	26.492	89.5	1:33.462
4	28.965	105.2	38.577	94.5	26.289	90.7	1:33.831	9	28.677	105.0	39.611	93.6	26.388	89.7	1:34.676
5	28.638	105.2	38.543	94.1	26.434	90.2	1:33.615	10	28.629	105.0	38.195	94.7	26.207	90.0	1:33.031

96 Keith Messer (B)								Vesey Ford							
Lap	Sect-1	Speed	Sect-2	Speed	Sect-3	Speed	Laptime Pit	Lap	Sect-1	Speed	Sect-2	Speed	Sect-3	Speed	Laptime Pit
1		103.1	42.582	91.7	28.390	91.1	1:53.475	8	30.065	106.5	41.371	93.3	29.267	78.4	1:40.703
2	31.138	104.5	42.627	93.9	28.191	91.8	1:41.956	9	30.618	103.4	41.703	92.8	27.241	92.1	1:39.562
3	30.444	105.0	41.431	93.7	27.405	91.7	1:39.280	10	31.295	103.4	42.303	92.7	27.443	91.6	1:41.041
4	30.019	104.2	40.171	94.4	27.479	92.1	1:37.669	11	30.240	104.7	40.654	93.5	27.225	89.2	1:38.119
5	30.158	103.6	40.141	94.9	27.210	92.6	1:37.509	12	30.201	102.1	41.299	93.6	27.333	91.8	1:38.833
6	30.038	104.9	40.866	93.6	27.807	94.3	1:38.711	13	29.890	103.2	40.639	93.1	27.144	92.6	1:37.673
7	30.828	104.9	40.257	94.9	27.215	93.7	1:38.300	14							



Session Start: 11:32:46 - Finish: 11:53:35

Weather/Track Conditions: Cloud / Dry

Circuit: Croft

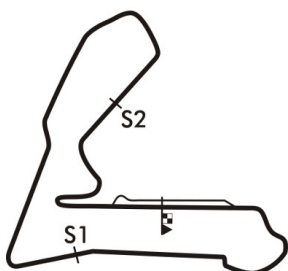
Track Length: 3.380 Km - 2.1002 miles

Croft 'Nostalgia Festival' Historic Race Meeting - 5 - 6 Aug 2017

HSCC Historic Formula 3 & HSCC Classic Racing Cars

Race 11 - Best Sector Times

	SECTOR 1			SECTOR 2			SECTOR 3			IDEAL / BEST LAP COMPARISON					
	NO	TIME	LAP	NO	TIME	LAP	NO	TIME	LAP	NO	NAME	BEST	IN	IDEAL	DIFF
1	81	26.829	3	81	36.064	3	81	24.298	6	81	Julian Stokes	1:27.280	3	1:27.191	+0.089
2	21	27.941	9	14	37.571	4	67	24.585	4	21	Lorraine Gathercole	1:31.114	9	1:30.736	+0.378
3	5	28.429	9	67	37.634	5	21	24.640	10	14	Jon Milicevic	1:32.342	4	1:32.042	+0.300
4	14	28.555	2	5	38.012	8	5	25.699	4	5	Mark Goodyear	1:32.745	8	1:32.140	+0.605
5	91	28.582	8	21	38.155	11	14	25.916	5	26	Steve Seaman	1:34.455	11	1:34.053	+0.402
6	67	28.848	2	91	38.195	10	88	25.953	11	88	Michael Scott	1:34.537	12	1:34.436	+0.101
7	26	29.205	10	26	38.457	12	91	26.207	10	6	Leif Bosson	1:35.460	12	1:35.072	+0.388
8	6	29.238	12	88	38.857	12	69	26.268	8	69	Greg Thruston	1:35.523	8	1:35.263	+0.260
9	69	29.537	9	34	39.009	12	26	26.391	11	34	Jim Blockley	1:35.680	12	1:35.448	+0.232
10	88	29.626	12	6	39.387	12	6	26.447	11	56	Mark Goldsmith	1:37.177	13	1:37.086	+0.091
11	56	29.813	13	69	39.458	11	34	26.602	2	57	Simon Haughton	1:37.394	8	1:36.858	+0.536
12	34	29.837	12	57	40.016	8	57	26.826	8	96	Keith Messer	1:37.509	5	1:37.175	+0.334
13	96	29.890	13	9	40.102	8	56	26.898	11	16	Mark Linstone	1:38.021	7	1:37.229	+0.792
14	57	30.016	13	16	40.124	8	16	27.058	11	60	Roger Fowler	1:50.527	4	1:49.166	+1.361
15	16	30.047	7	96	40.141	5	96	27.144	13	67	Nick Pancisi	1:31.388	4	1:31.067	+0.321
16	9	30.058	8	56	40.375	13	9	27.293	7	91	Jonathon Hughes	1:33.031	10	1:32.984	+0.047
17	60	34.700	8	60	45.204	1	60	29.262	6	9	Andrew Tart	1:37.874	7	1:37.453	+0.421



Session Start: 11:32:46 - Finish: 11:53:35

Weather/Track Conditions: Cloud / Dry

Circuit: Croft

Track Length: 3.380 Km - 2.1002 miles

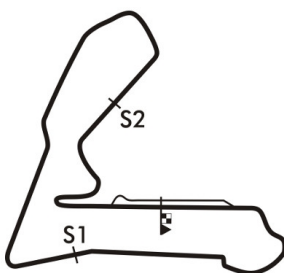


Croft 'Nostalgia Festival' Historic Race Meeting - 5 - 6 Aug 2017

HSCC Historic Formula 3 & HSCC Classic Racing Cars

Race 11 - Best Sector Speeds

	NO	SECTOR 1	MPH	NO	SECTOR 2	MPH	NO	SECTOR 3	MPH
1	81	Julian Stokes	117.9	67	Nick Pancisi	105.5	21	Lorraine Gathercole	106.9
2	21	Lorraine Gathercole	117.1	81	Julian Stokes	104.9	67	Nick Pancisi	104.9
3	67	Nick Pancisi	114.1	21	Lorraine Gathercole	101.7	81	Julian Stokes	103.6
4	5	Mark Goodyear	113.6	5	Mark Goodyear	100.8	5	Mark Goodyear	101.5
5	14	Jon Milicevic	109.7	14	Jon Milicevic	97.1	14	Jon Milicevic	95.7
6	6	Leif Bosson	108.8	26	Steve Seaman	96.6	6	Leif Bosson	94.3
7	26	Steve Seaman	108.2	34	Jim Blockley	95.5	96	Keith Messer	94.3
8	9	Andrew Tart	107.7	9	Andrew Tart	95.1	26	Steve Seaman	94.0
9	91	Jonathon Hughes	107.0	96	Keith Messer	94.9	34	Jim Blockley	92.6
10	56	Mark Goldsmith	106.7	91	Jonathon Hughes	94.8	56	Mark Goldsmith	92.4
11	96	Keith Messer	106.5	6	Leif Bosson	94.7	69	Greg Thruston	92.1
12	69	Greg Thruston	105.8	69	Greg Thruston	94.7	9	Andrew Tart	91.9
13	16	Mark Linstone	104.5	88	Michael Scott	94.4	16	Mark Linstone	90.8
14	34	Jim Blockley	103.7	56	Mark Goldsmith	93.6	91	Jonathon Hughes	90.8
15	57	Simon Haughton	103.2	16	Mark Linstone	93.1	88	Michael Scott	90.3
16	88	Michael Scott	102.6	57	Simon Haughton	92.7	57	Simon Haughton	89.1
17	60	Roger Fowler	92.3	60	Roger Fowler	81.7	60	Roger Fowler	81.7



Session Start: 11:32:46 - Finish: 11:53:35

Weather/Track Conditions: Cloud / Dry

Circuit: Croft

Track Length: 3.380 Km - 2.1002 miles



Croft 'Nostalgia Festival' Historic Race Meeting - 5 - 6 Aug 2017

HSCC Historic Formula 3 & HSCC Classic Racing Cars

Race 11 - Lap Chart

Lap 1			Lap 2			Lap 3			Lap 4			Lap 5			Lap 6		
NO	Behind	Laptime	NO	Behind	Laptime	NO	Behind	Laptime	NO	Behind	Laptime	NO	Behind	Laptime	NO	Behind	Laptime
81		1:34.424	81		1:28.378	81		1:27.280	81		1:28.999	81		1:27.871	81		1:27.773
67	6.962	1:41.386	91	15.911	1:35.375	14	21.251	1:32.507	14	24.594	1:32.342	60	1 LAP	1:50.527	60	1 LAP	1:50.659
14	7.959	1:42.383	14	16.024	1:36.443	67	22.415	1:33.477	67	24.804	1:31.388	67	29.044	1:32.111	14	36.275	1:33.144
91	8.914	1:43.338	67	16.218	1:37.634	91	22.927	1:34.296	91	27.759	1:33.831	14	30.904	1:34.181	91	39.705	1:33.975
5	9.907	1:44.331	5	16.580	1:35.051	5	24.658	1:35.358	5	29.443	1:33.784	91	33.503	1:33.615	5	41.673	1:32.997
34	10.929	1:45.353	21	17.021	1:33.677	21	25.144	1:35.403	21	29.585	1:33.440	5	36.449	1:34.877	21	41.958	1:32.938
88	11.301	1:45.725	88	20.150	1:37.227	88	29.131	1:36.261	88	36.196	1:36.064	21	36.793	1:35.079	88	56.537	1:39.179
21	11.722	1:46.146	34	21.533	1:38.982	6	31.389	1:36.515	6	38.719	1:36.329	88	45.131	1:36.806	6	58.883	1:39.227
6	13.831	1:48.255	6	22.154	1:36.701	34	32.526	1:38.273	34	40.263	1:36.736	6	47.429	1:36.581	34	59.319	1:38.854
26	16.235	1:50.659	26	25.670	1:37.813	26	34.811	1:36.421	26	42.015	1:36.203	34	48.238	1:35.846	26	59.568	1:36.909
16	16.746	1:51.170	16	27.227	1:38.859	16	39.137	1:39.190	16	49.183	1:39.045	26	50.432	1:36.288	9	1:13.268	1:39.663
9	17.768	1:52.192	9	28.302	1:38.912	9	40.300	1:39.278	9	49.897	1:38.596	16	1:00.513	1:39.201	16	1:13.694	1:40.954
56	18.264	1:52.688	56	31.664	1:41.778	96	44.629	1:39.280	96	53.299	1:37.669	9	1:01.378	1:39.352	96	1:13.875	1:38.711
96	19.051	1:53.475	96	32.629	1:41.956	56	45.609	1:41.225	57	57.191	1:39.533	96	1:02.937	1:37.509	57	1:19.100	1:38.595
57	19.535	1:53.959	57	33.495	1:42.338	57	46.657	1:40.442	56	59.332	1:42.722	57	1:08.278	1:38.958	56	1:22.809	1:38.926
69	25.175	1:59.599	69	39.011	1:42.214	69	52.275	1:40.544	69	1:02.715	1:39.439	56	1:11.656	1:40.195	69	1:23.531	1:38.877
60	26.753	2:01.177	60	49.002	1:50.627	60	1:12.590	1:50.868				69	1:12.427	1:37.583			

Session Start: 11:32:46 - Finish: 11:53:35

Weather/Track Conditions: Cloud / Dry

Circuit: Croft

Track Length: 3.380 Km - 2.1002 miles

Croft 'Nostalgia Festival' Historic Race Meeting - 5 - 6 Aug 2017

HSCC Historic Formula 3 & HSCC Classic Racing Cars

Race 11 - Lap Chart

Lap 7			Lap 8			Lap 9			Lap 10			Lap 11			Lap 12		
NO	Behind	Laptime	NO	Behind	Laptime	NO	Behind	Laptime	NO	Behind	Laptime	NO	Behind	Laptime	NO	Behind	Laptime
81		1:27.836	81		1:29.254	81		1:30.699	81		1:28.828	81		1:30.168	81		1:29.147
14	42.328	1:33.889	57	1 LAP	1:38.655	16	1 LAP	1:38.843	60	2 LAPS	1:50.752	6	1 LAP	1:36.667	88	1 LAP	1:36.229
91	45.797	1:33.928	69	1 LAP	1:37.038	96	1 LAP	1:40.703	16	1 LAP	1:38.898	26	1 LAP	1:36.353	26	1 LAP	1:34.455
5	47.861	1:34.024	56	1 LAP	1:40.643	57	1 LAP	1:37.394	96	1 LAP	1:39.562	34	1 LAP	1:36.737	6	1 LAP	1:36.314
21	48.366	1:34.244	14	46.453	1:33.379	9	1 LAP	1:44.348	69	1 LAP	1:36.601	16	1 LAP	1:39.604	34	1 LAP	1:36.288
60	1 LAP	1:52.610	91	50.005	1:33.462	69	1 LAP	1:35.523	57	1 LAP	1:38.637	69	1 LAP	1:37.073	69	1 LAP	1:36.108
88	1:06.016	1:37.315	5	51.352	1:32.745	56	1 LAP	1:42.805	56	1 LAP	1:43.546	96	1 LAP	1:41.041	16	1 LAP	1:39.174
6	1:08.072	1:37.025	21	51.415	1:32.303	14	48.550	1:32.796	14	53.138	1:33.416	57	1 LAP	1:40.231	96	1 LAP	1:38.119
34	1:08.206	1:36.723	88	1:13.689	1:36.927	21	51.830	1:31.114	21	55.748	1:32.746	60	2 LAPS	1:54.689	57	1 LAP	1:38.379
26	1:08.537	1:36.805	6	1:16.509	1:37.691	91	53.982	1:34.676	91	58.185	1:33.031	56	1 LAP	1:42.394	60	2 LAPS	1:52.165
9	1:23.306	1:37.874	34	1:16.833	1:37.881	5	54.516	1:33.863	5	1:00.295	1:34.607	14	56.618	1:33.648	56	1 LAP	1:41.023
16	1:23.879	1:38.021	26	1:16.899	1:37.616	88	1:19.438	1:36.448	88	1:27.011	1:36.401	21	57.620	1:32.040	21	1:01.569	1:33.096
96	1:24.339	1:38.300	60	1 LAP	1:52.774	6	1:22.372	1:36.562				5	1:06.594	1:36.467	14	1:01.734	1:34.263
						26	1:22.843	1:36.643							5	1:14.005	1:36.558
						34	1:24.510	1:38.376									

Session Start: 11:32:46 - Finish: 11:53:35

Weather/Track Conditions: Cloud / Dry

Circuit: Croft

Track Length: 3.380 Km - 2.1002 miles

Croft 'Nostalgia Festival' Historic Race Meeting - 5 - 6 Aug 2017

HSCC Historic Formula 3 & HSCC Classic Racing Cars

Race 11 - Lap Chart

Lap 13			Lap 14		
NO	Behind	Laptime	NO	Behind	Laptime
81		1:28.789	81		1:30.792
88	1 LAP	1:34.537	88	1 LAP	1:35.846
26	1 LAP	1:34.929	26	1 LAP	1:35.253
6	1 LAP	1:35.460	6	1 LAP	1:37.190
34	1 LAP	1:35.680	34	1 LAP	1:38.550
69	1 LAP	1:36.490	69	1 LAP	1:36.693
16	1 LAP	1:39.190	16	1 LAP	1:39.051
96	1 LAP	1:38.833	96	1 LAP	1:37.673
57	1 LAP	1:38.587	57	1 LAP	1:37.750
21	1:04.869	1:32.089	21	1:06.442	1:32.365
14	1:08.558	1:35.613	14	1:13.786	1:36.020
56	1 LAP	1:42.730	56	1 LAP	1:37.177
60	2 LAPS	1:52.762	5	1:26.365	1:36.303
5	1:20.854	1:35.638	60	2 LAPS	1:53.299

Session Start: 11:32:46 - Finish: 11:53:35

Weather/Track Conditions: Cloud / Dry

Circuit: Croft

Track Length: 3.380 Km - 2.1002 miles