



## **76<sup>th</sup> Members' Meeting**

# **Derek Bell Cup**

**For 1000cc Formula 3 cars built between 1964 and  
1970**

**Goodwood Circuit**

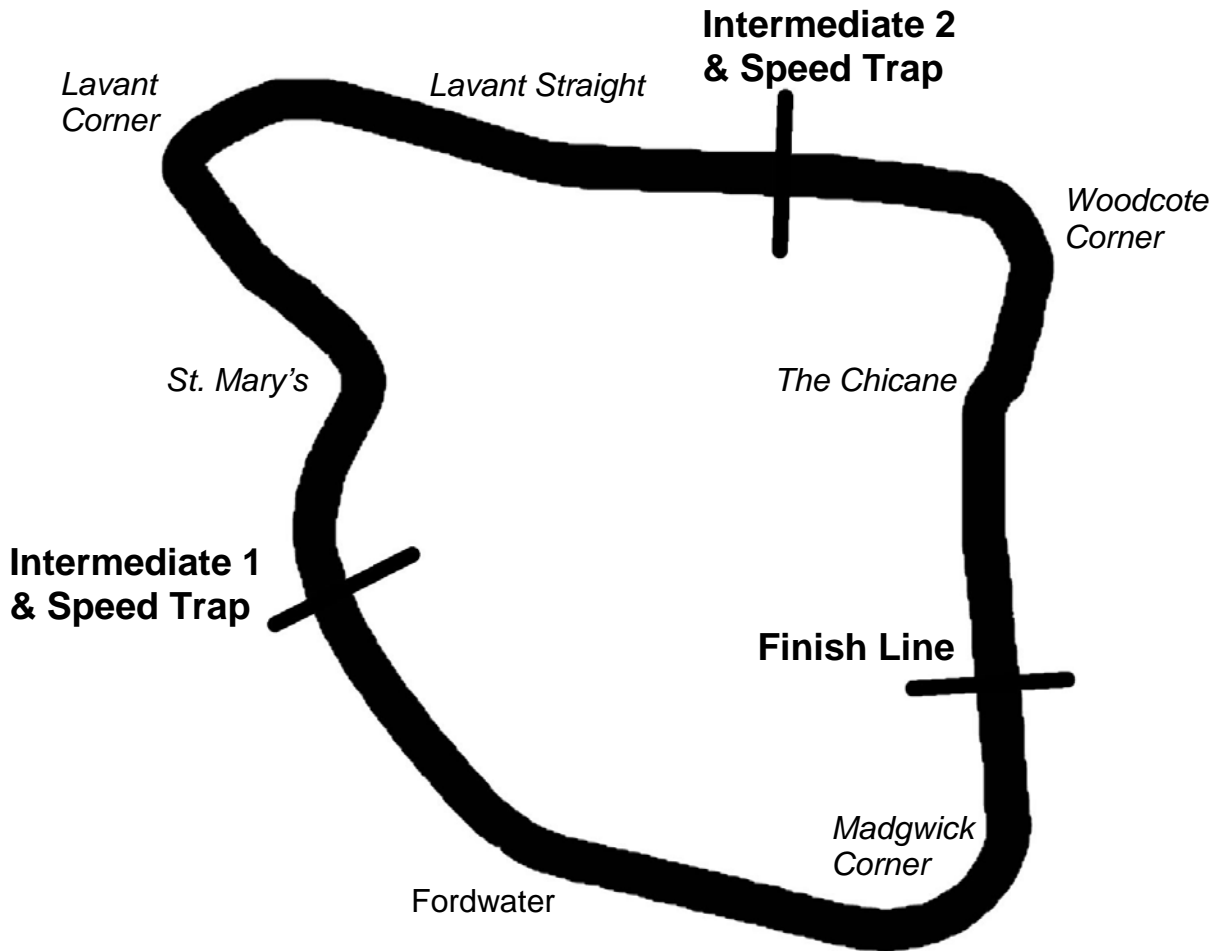
**17<sup>th</sup> & 18<sup>th</sup> March 2018**



**Results Provided by Timing Solutions Ltd**

**[www.tsl-timing.com](http://www.tsl-timing.com)**

# GOODWOOD



Circuit Length:	2.4000 miles / 3862.4 metres
Intermediate 1:	1344 metres
Intermediate 2:	2935 metres
Pit In:	3677 metres
Pit Out:	50 metres before Finish Line
Pit In – Pit Out:	135 metres, @ 60kph = 8.1 seconds, @ 80kph = 6.0 seconds



## Derek Bell Cup

### QUALIFYING - RACE 4 - CLASSIFICATION

POS	NO	NAME	ENTRY	TIME	ON	LAPS	GAP	DIFF	MPH
1	1	John MILICEVIC (MET)	Brabham -Ford BT21 - 1967	1:27.484	4	9			98.76
2	25	Andrew HIBBERD (TOR)	Brabham -Ford BT18 - 1966	1:27.848	8	10	0.364	0.364	98.35
3	63	Christoph WIDMER (MET)	Brabham -Ford BT18A - 1966	1:30.674	7	10	3.190	2.826	95.28
4	20	Thierry GALLO (DAR)	Tecno -Ford - 1967	1:31.015	7	9	3.531	0.341	94.92
5	22	Simon ARMER (AUB)	March -Ford 703 - 1970	1:31.290	9	10	3.806	0.275	94.64
6	8	Ian BANKHURST (AUB)	Alexis -Ford Mk8 HF - 1964	1:32.206	9	10	4.722	0.916	93.70
7	99	Paul KITE (DAR)	Brabham -Ford BT21 - 1967	1:33.047	6	9	5.563	0.841	92.85
8	41	Enrico SPAGGIARI (MET)	Lotus -Ford 41X - 1968	1:33.145	6	9	5.661	0.098	92.75
9	82	Marcus MUSSA (DAR)	Tecno -Ford - 1969	1:33.952	6	8	6.468	0.807	91.96
10	46	Stephen SMITH (DAR)	Chevron -Ford B15 - 1969	1:34.313	8	9	6.829	0.361	91.60
11	7	Steve JONES (AUB)	Brabham -Ford BT28 - 1970	1:34.324	8	9	6.840	0.011	91.59
12	3	Jonathan WAGGITT (TOR)	Chevron -Ford B15 - 1969	1:34.817	6	8	7.333	0.493	91.12
13	16	Robb LAMPLOUGH (AUB)	Brabham -Ford BT28 - 1968	1:35.128	6	7	7.644	0.311	90.82
14	35	Bert SMEETS (TOR)	Chevron -Ford B17 - 1970	1:35.165	7	9	7.681	0.037	90.78
15	65	Peter THOMPSON (MET)	Brabham -Ford BT21A - 1968	1:35.216	3	3	7.732	0.051	90.74
16	44	Peter HAMILTON (MET)	Tecno -Ford - 1968	1:36.013	7	9	8.529	0.797	89.98
17	77	Francois DEROSSI (AUB)	Chevron -Ford B17 - 1970	1:36.806	8	9	9.322	0.793	89.25
18	57	Simon HAUGHTON (AUB)	Chevron -Ford B15 - 1969	1:36.989	6	7	9.505	0.183	89.08
19	10	Paul WAINE (TOR)	DeSanctis -Ford - 1969	1:39.223	2	2	11.739	2.234	87.07
20	56	John COUNSELL (DAR)	Lotus -Ford 59 - 1969	1:39.483	7	9	11.999	0.260	86.84
21	62	Geoff O'NION (MET)	Tecno -Ford - 1969	1:40.252	8	9	12.768	0.769	86.18
22	6	Leif BOSSON (AUB)	Brabham -Ford BT28 - 1970	1:40.926	4	9	13.442	0.674	85.60
23	96	De Silva HARINDRA (DAR)	Tecno -Ford - 1969	1:41.169	6	9	13.685	0.243	85.40
24	30	Clas MULLER (TOR)	Brabham -Ford BT28 - 1970	1:42.503	6	8	15.019	1.334	84.29
25	51	Robert THORPE (MET)	March -Ford 703 - 1970	1:44.865	5	6	17.381	2.362	82.39
26	24	Andrew THORPE (DAR)	Lotus -Ford 31 - 1964	1:49.572	6	7	22.088	4.707	78.85
27	70	Mauro POPONCINI (TOR)	Cooper -Ford T76 - 1965	2:00.335	3	7	32.851	10.763	71.79
28	50	David Eugene INNES (AUB)	Titan -Ford Mk3 - 1968			0			

Cars #7 & #22 - Transponders not working

Weather / Track : Snow / Dry

These results are provisional until the conclusion of any judicial and technical matters.

Goodwood

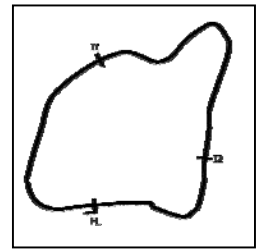
Circuit Length = 2.4000 miles

Start: 10:30 Flag 10:45 End: 10:48

Clerk Of Course :		Timekeeper :	
-------------------	--	--------------	--

# Derek Bell Cup

## QUALIFYING - RACE 4 - SECTOR ANALYSIS



SECTOR 1 = FL to I1, SECTOR 2 = I1 to I2, SECTOR 3 = I2 to FL, DIFF = Difference To Personal Best Lap, P = Crossed Finish Line in Pit Lane, D = Time Disallowed

P1		1		John MILICEVIC (MET)			Brabham -Ford BT21 - 1967				
IDEAL LAP TIME :		1:26.421		BEST LAP TIME :		1:27.484		DIFFERENCE :			1.063
LAP	SECTOR 1	SECTOR 2	SECTOR 3	LAP TIME	MPH	DIFF	TIME OF DAY				
1 -		110.9	43.679	116.3	24.360	102.2					10:32:54.348
2 -	27.581	127.0	38.084	123.3	23.561	104.0	1:29.226	96.83	1.742		10:34:23.574
3 -	27.617	121.3	38.814	124.0	23.754	103.5	1:30.185	95.80	2.701		10:35:53.759
4 -	28.142	124.0	36.484	<b>124.7</b>	<b>22.858</b>	<b>104.8</b>	<b>1:27.484 (1)</b>	<b>98.76</b>			<b>10:37:21.243</b>
5 -	27.444	124.2	37.996	122.9	22.978	104.2	1:28.418	97.71	0.934		10:38:49.661
6 -	27.831	126.3	<b>36.481</b>	123.5	23.381	103.5	1:27.693	98.52	0.209		10:40:17.354
7 -	27.185	124.5	37.230	123.8	23.254	104.5	1:27.669 (2)	98.55	0.185		10:41:45.023
8 -	27.139	120.2	37.113	117.1	23.426	101.8	1:27.678 (3)	98.54	0.194		10:43:12.701
9 -	<b>27.082</b>	<b>130.0</b>	37.471	122.9	23.484	103.8	1:28.037	98.14	0.553		10:44:40.738

P2		25		Andrew HIBBERD (TOR)			Brabham -Ford BT18 - 1966				
IDEAL LAP TIME :		1:27.294		BEST LAP TIME :		1:27.848		DIFFERENCE :			0.554
LAP	SECTOR 1	SECTOR 2	SECTOR 3	LAP TIME	MPH	DIFF	TIME OF DAY				
1 -		113.9	39.806	120.4	24.783	100.9					10:32:24.844
2 -	28.228	124.7	38.813	120.6	24.306	101.6	1:31.347	94.58	3.499		10:33:56.191
3 -	29.241	125.2	37.765	124.0	25.209	101.2	1:32.215	93.69	4.367		10:35:28.406
4 -	29.848	120.2	38.456	120.0	23.854	102.1	1:32.158	93.75	4.310		10:37:00.564
5 -	27.440	120.0	38.494	121.5	24.406	102.9	1:30.340 (3)	95.63	2.492		10:38:30.904
6 -	27.312	126.1	<b>37.219</b>	116.5	25.799	100.7	1:30.330 (2)	95.64	2.482		10:40:01.234
7 -	27.740	112.2	39.745	122.6	<b>23.191</b>	<b>103.0</b>	1:30.676	95.28	2.828		10:41:31.910
8 -	<b>26.884</b>	<b>128.0</b>	37.398	123.1	23.566	102.7	<b>1:27.848 (1)</b>	<b>98.35</b>			<b>10:42:59.758</b>
9 -	28.181	124.0	38.370	<b>124.2</b>	24.980	101.2	1:31.531	94.39	3.683		10:44:31.289
10 -	27.382	127.5	38.067	114.7	25.713	92.0	1:31.162	94.77	3.314		10:46:02.451

P3		63		Christoph WIDMER (MET)			Brabham -Ford BT18A - 1966				
IDEAL LAP TIME :		1:30.292		BEST LAP TIME :		1:30.674		DIFFERENCE :			0.382
LAP	SECTOR 1	SECTOR 2	SECTOR 3	LAP TIME	MPH	DIFF	TIME OF DAY				
1 -		88.7	48.097	110.1	28.304	96.8					10:33:07.145
2 -	31.470	97.8	45.596	117.7	27.260	99.4	1:44.326	82.81	13.652		10:34:51.471
3 -	31.005	98.6	41.850	117.9	25.532	98.5	1:38.387	87.81	7.713		10:36:29.858
4 -	29.025	115.3	40.455	116.3	26.247	98.3	1:35.727	90.25	5.053		10:38:05.585
5 -	28.348	122.9	39.560	117.7	<b>24.398</b>	99.4	1:32.306 (3)	93.60	1.632		10:39:37.891
6 -	27.960	119.8	38.877	113.1	24.489	97.5	1:31.326 (2)	94.60	0.652		10:41:09.217
7 -	<b>27.635</b>	<b>123.3</b>	<b>38.259</b>	<b>118.1</b>	24.780	96.9	<b>1:30.674 (1)</b>	<b>95.28</b>			<b>10:42:39.891</b>
8 -	28.632	121.7	38.446	113.7	25.876	<b>100.4</b>	1:32.954	92.94	2.280		10:44:12.845
9 -	29.267	121.7	40.070	117.5	24.740	98.2	1:34.077	91.83	3.403		10:45:46.922
10 -	27.765	121.1	56.410	107.5	26.120	91.3	1:50.295	78.33	19.621		10:47:37.217

P4		20		Thierry GALLO (DAR)			Tecno -Ford - 1967				
IDEAL LAP TIME :		1:29.158		BEST LAP TIME :		1:31.015		DIFFERENCE :			1.857
LAP	SECTOR 1	SECTOR 2	SECTOR 3	LAP TIME	MPH	DIFF	TIME OF DAY				
1 -		96.8	43.280	111.6	25.986	96.5					10:32:35.269
2 -	29.928	105.3	40.428	118.1	24.510	99.4	1:34.866	91.07	3.851		10:34:10.135
3 -	29.031	112.0	40.877	117.5	24.343	99.7	1:34.251	91.67	3.236		10:35:44.386
4 -	29.084	112.4	39.834	119.6	24.046	<b>101.6</b>	1:32.964	92.93	1.949		10:37:17.350
5 -	28.921	112.5	40.476	116.7	23.846	101.0	1:33.243	92.66	2.228		10:38:50.593
6 -	29.794	115.1	<b>37.857</b>	119.8	<b>23.635</b>	99.4	1:31.286 (3)	94.64	0.271		10:40:21.879
7 -	<b>27.666</b>	118.3	38.609	119.1	24.740	95.8	<b>1:31.015 (1)</b>	<b>94.92</b>			<b>10:41:52.894</b>
8 -	27.747	118.9	37.997	<b>120.4</b>	25.457	98.8	1:31.201 (2)	94.73	0.186		10:43:24.095
9 -	27.942	106.0	39.013	118.3	25.885	99.2	1:32.840	93.06	1.825		10:44:56.935

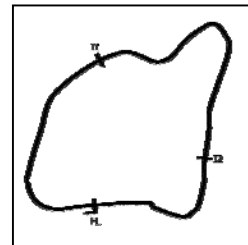
P5		22		Simon ARMER (AUB)			March -Ford 703 - 1970				
IDEAL LAP TIME :				BEST LAP TIME :		1:31.290		DIFFERENCE :			
LAP	SECTOR 1	SECTOR 2	SECTOR 3	LAP TIME	MPH	DIFF	TIME OF DAY				
1 -											10:32:36.632
2 -					1:35.167	90.78			3.877		10:34:11.799

Weather / Track : Snow / Dry

Goodwood  
Circuit Length = 2.4000 miles  
Start: 10:30 Flag 10:45 End: 10:48

# Derek Bell Cup

## QUALIFYING - RACE 4 - SECTOR ANALYSIS



SECTOR 1 = FL to I1, SECTOR 2 = I1 to I2, SECTOR 3 = I2 to FL, DIFF = Difference To Personal Best Lap, P = Crossed Finish Line in Pit Lane, D = Time Disallowed

3 -						1:38.079	88.09	6.789	10:35:49.878
4 -						1:33.629	92.27	2.339	10:37:23.507
5 -						1:33.916	91.99	2.626	10:38:57.423
6 -						1:31.671 (2)	94.25	0.381	10:40:29.094
7 -						1:33.789	92.12	2.499	10:42:02.883
8 -						1:32.645 (3)	93.25	1.355	10:43:35.528
9 -						<b>1:31.290 (1)</b>	<b>94.64</b>		<b>10:45:06.818</b>
10 -						1:33.346	92.55	2.056	10:46:40.164

<b>P6</b>	<b>8</b>	<b>Ian BANKHURST (AUB)</b>				Alexis -Ford Mk8 HF - 1964				
IDEAL LAP TIME : 1:31.050		BEST LAP TIME : 1:32.206		DIFFERENCE : 1.156						
LAP	SECTOR 1		SECTOR 2		SECTOR 3		LAP TIME	MPH	DIFF	TIME OF DAY
1 -		97.8	43.263	115.9	27.702	95.5				10:32:42.499
2 -	30.549	107.0	41.278	118.7	26.305	95.3	1:38.132	88.04	5.926	10:34:20.631
3 -	30.115	110.7	40.196	<b>120.6</b>	25.516	97.1	1:35.827	90.16	3.621	10:35:56.458
4 -	30.086	109.8	38.545	119.4	25.199	97.8	1:33.830	92.08	1.624	10:37:30.288
5 -	29.065	115.1	38.652	118.5	25.727	98.2	1:33.444 (3)	92.46	1.238	10:39:03.732
6 -	30.163	110.3	38.524	119.1	25.271	97.3	1:33.958	91.95	1.752	10:40:37.690
7 -	28.707	<b>118.9</b>	39.197	118.7	25.051	98.3	1:32.955 (2)	92.94	0.749	10:42:10.645
8 -	28.952	107.8	40.415	117.9	27.190	92.1	1:36.557	89.48	4.351	10:43:47.202
9 -	29.478	114.9	<b>37.973</b>	119.8	<b>24.755</b>	99.5	<b>1:32.206 (1)</b>	<b>93.70</b>		<b>10:45:19.408</b>
10 -	<b>28.322</b>	118.5	39.374	114.1	25.753	<b>99.7</b>	1:33.449	92.45	1.243	10:46:52.857

<b>P7</b>	<b>99</b>	<b>Paul KITE (DAR)</b>				Brabham -Ford BT21 - 1967				
IDEAL LAP TIME : 1:32.064		BEST LAP TIME : 1:33.047		DIFFERENCE : 0.983						
LAP	SECTOR 1		SECTOR 2		SECTOR 3		LAP TIME	MPH	DIFF	TIME OF DAY
1 -		81.4	46.393	112.7	28.733	95.8				10:33:21.030
2 -	30.969	99.1	43.098	115.1	25.785	98.2	1:39.852	86.52	6.805	10:35:00.882
3 -	29.061	111.8	39.343	118.7	26.773	95.5	1:35.177	90.77	2.130	10:36:36.059
4 -	29.692	121.3	41.470	120.4	25.430	98.1	1:36.592	89.44	3.545	10:38:12.651
5 -	<b>28.304</b>	122.2	39.712	118.3	25.751	98.6	1:33.767 (3)	92.14	0.720	10:39:46.418
6 -	28.757	117.5	39.018	<b>123.3</b>	25.272	<b>101.0</b>	<b>1:33.047 (1)</b>	<b>92.85</b>		<b>10:41:19.465</b>
7 -	29.605	116.7	<b>38.756</b>	114.1	<b>25.004</b>	95.7	1:33.365 (2)	92.54	0.318	10:42:52.830
8 -	29.168	120.6	40.183	116.7	25.601	97.9	1:34.952	90.99	1.905	10:44:27.782
9 -	28.690	<b>122.6</b>	40.085	116.7	25.478	91.5	1:34.253	91.66	1.206	10:46:02.035

<b>P8</b>	<b>41</b>	<b>Enrico SPAGGIARI (MET)</b>				Lotus -Ford 41X - 1968				
IDEAL LAP TIME : 1:32.112		BEST LAP TIME : 1:33.145		DIFFERENCE : 1.033						
LAP	SECTOR 1		SECTOR 2		SECTOR 3		LAP TIME	MPH	DIFF	TIME OF DAY
1 -		91.5	44.782	102.2	30.061	93.7				10:33:02.855
2 -	31.200	105.8	42.225	118.1	25.718	98.3	1:39.143	87.14	5.998	10:34:41.998
3 -	29.057	112.5	41.739	110.3	27.091	95.4	1:37.887	88.26	4.742	10:36:19.885
4 -	29.741	103.7	40.936	119.4	30.062	96.9	1:40.739	85.76	7.594	10:38:00.624
5 -	29.805	104.2	40.571	117.3	25.926	97.9	1:36.302	89.71	3.157	10:39:36.926
6 -	28.897	112.2	39.470	<b>119.8</b>	<b>24.778</b>	<b>100.4</b>	<b>1:33.145 (1)</b>	<b>92.75</b>		<b>10:41:10.071</b>
7 -	<b>28.118</b>	115.9	<b>39.216</b>	118.3	25.871	94.6	1:33.205 (2)	92.69	0.060	10:42:43.276
8 -	28.962	<b>116.7</b>	39.227	118.7	25.422	99.5	1:33.611 (3)	92.29	0.466	10:44:16.887
9 -	28.949	100.6	43.620	119.4	26.032	95.1	1:38.601	87.62	5.456	10:45:55.488

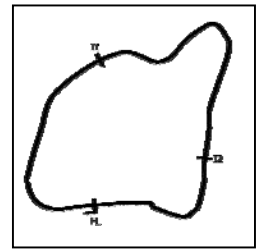
<b>P9</b>	<b>82</b>	<b>Marcus MUSSA (DAR)</b>				Tecno -Ford - 1969				
IDEAL LAP TIME : 1:33.631		BEST LAP TIME : 1:33.952		DIFFERENCE : 0.321						
LAP	SECTOR 1		SECTOR 2		SECTOR 3		LAP TIME	MPH	DIFF	TIME OF DAY
1 -		82.2	48.258	102.6	32.425	92.4				10:33:02.762
2 -	33.663	98.3	43.578	116.3	28.319	96.9	1:45.560	81.84	11.608	10:34:48.322
3 -	30.955	105.1	42.272	117.7	26.906	97.1	1:40.133	86.28	6.181	10:36:28.455
4 -	30.437	106.8	41.771	118.7	26.485	99.4	1:38.693 (3)	87.54	4.741	10:38:07.148
5 -	<b>29.489</b>	<b>118.3</b>	41.721	109.8	27.820	97.2	1:39.030	87.24	5.078	10:39:46.178
6 -	29.810	115.1	<b>38.820</b>	<b>120.9</b>	<b>25.322</b>	<b>100.1</b>	<b>1:33.952 (1)</b>	<b>91.96</b>		<b>10:41:20.130</b>
7 -	29.617	110.0	39.465	120.4	25.992	97.6	1:35.074 (2)	90.87	1.122	10:42:55.204
8 -	29.886	112.0	42.712	118.5	27.096	98.1	1:39.694	86.66	5.742	10:44:34.898

Weather / Track : Snow / Dry

Goodwood  
Circuit Length = 2.4000 miles  
Start: 10:30 Flag 10:45 End: 10:48

# Derek Bell Cup

## QUALIFYING - RACE 4 - SECTOR ANALYSIS



SECTOR 1 = FL to I1, SECTOR 2 = I1 to I2, SECTOR 3 = I2 to FL, DIFF = Difference To Personal Best Lap, P = Crossed Finish Line in Pit Lane, D = Time Disallowed

P10 46		Stephen SMITH (DAR)					Chevron -Ford B15 - 1969			
IDEAL LAP TIME : 1:32.987		BEST LAP TIME : 1:34.313			DIFFERENCE : 1.326					
LAP	SECTOR 1	SECTOR 2		SECTOR 3		LAP TIME	MPH	DIFF	TIME OF DAY	
1 -		80.5	46.879	100.3	33.309	76.0			10:33:18.712	
2 -	35.827	87.1	47.127	106.3	31.739	100.0	1:54.693	75.33	20.380	10:35:13.405
3 -	31.954	90.6	41.495	117.5	27.735	99.5	1:41.184	85.38	6.871	10:36:54.589
4 -	31.566	90.4	41.496	<b>122.2</b>	26.035	99.5	1:39.097	87.18	4.784	10:38:33.686
5 -	31.033	98.5	39.979	121.7	26.190	99.2	1:37.202	88.88	2.889	10:40:10.888
6 -	30.246	98.8	41.090	120.6	<b>24.919</b>	<b>101.3</b>	1:36.255 (3)	89.76	1.942	10:41:47.143
7 -	<b>29.111</b>	106.8	39.816	121.5	26.309	99.4	1:35.236 (2)	90.72	0.923	10:43:22.379
8 -	29.384	105.0	<b>38.957</b>	111.2	25.972	100.4	<b>1:34.313 (1)</b>	<b>91.60</b>		<b>10:44:56.692</b>
9 -	29.655	<b>112.5</b>	1:00.957	88.6	28.605	98.9	1:59.217	72.47	24.904	10:46:55.909

P11 7		Steve JONES (AUB)					Brabham -Ford BT28 - 1970			
IDEAL LAP TIME :		BEST LAP TIME : 1:34.324			DIFFERENCE :					
LAP	SECTOR 1	SECTOR 2		SECTOR 3		LAP TIME	MPH	DIFF	TIME OF DAY	
1 -									10:33:08.814	
2 -							1:47.151	80.63	12.827	10:34:55.965
3 -							1:40.358	86.09	6.034	10:36:36.323
4 -							1:39.272	87.03	4.948	10:38:15.595
5 -							1:48.927	79.31	14.603	10:40:04.522
6 -							1:37.687 (3)	88.44	3.363	10:41:42.209
7 -							1:34.562 (2)	91.36	0.238	10:43:16.771
8 -							<b>1:34.324 (1)</b>	<b>91.59</b>		<b>10:44:51.095</b>
9 -							1:41.108	85.45	6.784	10:46:32.203

P12 3		Jonathan WAGGITT (TOR)					Chevron -Ford B15 - 1969			
IDEAL LAP TIME : 1:34.792		BEST LAP TIME : 1:34.817			DIFFERENCE : 0.025					
LAP	SECTOR 1	SECTOR 2		SECTOR 3		LAP TIME	MPH	DIFF	TIME OF DAY	
1 -		81.6	47.606	100.3	31.368	98.8			10:33:03.812	
2 -	33.067	91.4	43.295	<b>120.9</b>	27.196	100.3	1:43.558	83.43	8.741	10:34:47.370
3 -	31.453	97.6	41.443	119.1	26.980	97.5	1:39.876	86.50	5.059	10:36:27.246
4 -	30.838	90.0	41.473	117.1	27.385	73.3	1:39.696	86.66	4.879	10:38:06.942
5 -	30.900	104.5	40.661	107.8	25.935	98.6	1:37.496 (3)	88.61	2.679	10:39:44.438
6 -	30.081	<b>105.6</b>	39.524	<b>120.9</b>	<b>25.212</b>	<b>100.9</b>	<b>1:34.817 (1)</b>	<b>91.12</b>		<b>10:41:19.255</b>
7 -	<b>30.058</b>	105.5	<b>39.522</b>	120.2	25.398	100.7	1:34.978 (2)	90.96	0.161	10:42:54.233
8 -	30.072	105.5	41.708	120.6	27.065	100.6	1:38.845	87.40	4.028	10:44:33.078

P13 16		Robs LAMPLOUGH (AUB)					Brabham -Ford BT28 - 1968			
IDEAL LAP TIME : 1:34.224		BEST LAP TIME : 1:35.128			DIFFERENCE : 0.904					
LAP	SECTOR 1	SECTOR 2		SECTOR 3		LAP TIME	MPH	DIFF	TIME OF DAY	
1 -		89.1	46.253	102.7	31.512	92.6			10:33:02.171	
2 -	30.494	110.5	40.713	115.3	27.291	96.6	1:38.498	87.71	3.370	10:34:40.669
3 -	29.314	118.1	39.726	<b>119.6</b>	26.183	94.9	1:35.223 (2)	90.73	0.095	10:36:15.892
4 -	29.487	110.7	<b>39.440</b>	117.5	27.049	96.5	1:35.976	90.02	0.848	10:37:51.868
5 -	29.285	<b>119.6</b>	39.627	116.9	26.380	95.5	1:35.292	90.66	0.164	10:39:27.160
6 -	29.660	115.7	39.623	116.3	<b>25.845</b>	97.2	<b>1:35.128 (1)</b>	<b>90.82</b>		<b>10:41:02.288</b>
7 -	<b>28.939</b>	118.9	39.725	116.1	26.594	<b>99.4</b>	1:35.258 (3)	90.70	0.130	10:42:37.546

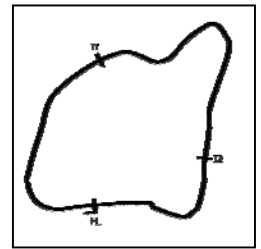
P14 35		Bert SMEETS (TOR)					Chevron -Ford B17 - 1970			
IDEAL LAP TIME : 1:34.632		BEST LAP TIME : 1:35.165			DIFFERENCE : 0.533					
LAP	SECTOR 1	SECTOR 2		SECTOR 3		LAP TIME	MPH	DIFF	TIME OF DAY	
1 -		85.9	45.133	112.2	30.568	96.8			10:33:04.359	
2 -	33.614	88.7	45.933	114.3	26.952	97.8	1:46.499	81.12	11.334	10:34:50.858
3 -	31.451	99.2	43.617	116.9	26.184	97.6	1:41.252	85.33	6.087	10:36:32.110
4 -	30.991	101.5	41.375	115.1	25.720	<b>98.8</b>	1:38.086	88.08	2.921	10:38:10.196
5 -	<b>29.848</b>	114.9	41.403	<b>117.5</b>	25.581	98.1	1:36.832 (3)	89.22	1.667	10:39:47.028
6 -	31.116	108.5	39.981	115.9	<b>24.993</b>	98.1	1:36.090 (2)	89.91	0.925	10:41:23.118
7 -	29.967	112.7	<b>39.791</b>	114.5	25.407	97.6	<b>1:35.165 (1)</b>	<b>90.78</b>		<b>10:42:58.283</b>

Weather / Track : Snow / Dry

Goodwood  
Circuit Length = 2.4000 miles  
Start: 10:30 Flag 10:45 End: 10:48

# Derek Bell Cup

## QUALIFYING - RACE 4 - SECTOR ANALYSIS



SECTOR 1 = FL to I1, SECTOR 2 = I1 to I2, SECTOR 3 = I2 to FL, DIFF = Difference To Personal Best Lap, P = Crossed Finish Line in Pit Lane, D = Time Disallowed

8 -	30.392	<b>117.3</b>	1:01.700	89.5	28.601	98.6	2:00.693	71.58	25.528	10:44:58.976
9 -	30.033	108.4	42.932	114.1	26.692	95.8	1:39.657	86.69	4.492	10:46:38.633

<b>P15</b>	<b>65</b>	<b>Peter THOMPSON (MET)</b>				Brabham -Ford BT21A - 1968				
IDEAL LAP TIME : 1:35.216		BEST LAP TIME : 1:35.216			DIFFERENCE : 0.000					
LAP	SECTOR 1	SECTOR 2	SECTOR 3	LAP TIME	MPH	DIFF	TIME OF DAY			
1 -	93.9	44.218	113.7	30.702	<b>96.6</b>					10:33:03.779
2 -	31.152	106.3	41.937	115.9	26.467	<b>96.6</b>	1:39.556 (2)	86.78	4.340	10:34:43.335
3 -	<b>29.886</b>	113.1	<b>39.681</b>	<b>119.6</b>	<b>25.649</b>	96.5	<b>1:35.216 (1)</b>	<b>90.74</b>		<b>10:36:18.551</b>

<b>P16</b>	<b>44</b>	<b>Peter HAMILTON (MET)</b>				Tecno -Ford - 1968				
IDEAL LAP TIME : 1:34.619		BEST LAP TIME : 1:36.013			DIFFERENCE : 1.394					
LAP	SECTOR 1	SECTOR 2	SECTOR 3	LAP TIME	MPH	DIFF	TIME OF DAY			
1 -	74.6	48.448	97.6	32.268	86.5					10:33:27.439
2 -	33.841	89.2	44.876	110.9	28.731	96.1	1:47.448	80.41	11.435	10:35:14.887
3 -	31.708	96.0	42.257	112.9	27.387	98.5	1:41.352	85.24	5.339	10:36:56.239
4 -	31.232	93.3	42.981	115.5	26.525	98.5	1:40.738	85.76	4.725	10:38:36.977
5 -	30.193	102.1	41.173	116.7	26.054	98.5	1:37.420 (2)	88.68	1.407	10:40:14.397
6 -	29.661	102.4	42.769	114.7	25.942	95.4	1:38.372	87.82	2.359	10:41:52.769
7 -	29.941	<b>112.9</b>	<b>40.087</b>	116.3	25.985	<b>99.1</b>	<b>1:36.013 (1)</b>	<b>89.98</b>		<b>10:43:28.782</b>
8 -	<b>29.083</b>	110.5	42.144	<b>117.1</b>	26.449	98.1	1:37.676	88.45	1.663	10:45:06.458
9 -	30.113	105.0	42.005	115.7	<b>25.449</b>	98.6	1:37.567 (3)	88.55	1.554	10:46:44.025

<b>P17</b>	<b>77</b>	<b>Francois DEROSI (AUB)</b>				Chevron -Ford B17 - 1970				
IDEAL LAP TIME : 1:35.061		BEST LAP TIME : 1:36.806			DIFFERENCE : 1.745					
LAP	SECTOR 1	SECTOR 2	SECTOR 3	LAP TIME	MPH	DIFF	TIME OF DAY			
1 -	94.7	44.709	112.4	30.585						10:33:02.486
2 -	31.026	107.5	42.560	109.1	26.696		1:40.282	86.15	3.476	10:34:42.768
3 -	29.612	116.5	43.605	108.0	46.723		1:59.940	72.03	23.134	10:36:42.708
4 -	31.557	107.8	41.145	113.3	25.894		1:38.596	87.63	1.790	10:38:21.304
5 -	30.142	112.5	41.864	113.9	25.804		1:37.810 (3)	88.33	1.004	10:39:59.114
6 -	29.928	109.1	42.966	112.5	25.813		1:38.707	87.53	1.901	10:41:37.821
7 -	30.600	112.0	40.750	105.3	27.108		1:38.458	87.75	1.652	10:43:16.279
8 -	31.041	111.8	<b>40.580</b>	114.1	<b>25.185</b>		<b>1:36.806 (1)</b>	<b>89.25</b>		<b>10:44:53.085</b>
9 -	<b>29.296</b>	<b>118.1</b>	41.577	<b>115.5</b>	26.665		1:37.538 (2)	88.58	0.732	10:46:30.623

<b>P18</b>	<b>57</b>	<b>Simon HAUGHTON (AUB)</b>				Chevron -Ford B15 - 1969				
IDEAL LAP TIME : 1:36.989		BEST LAP TIME : 1:36.989			DIFFERENCE : 0.000					
LAP	SECTOR 1	SECTOR 2	SECTOR 3	LAP TIME	MPH	DIFF	TIME OF DAY			
1 -	73.6	50.751	96.0	31.488	86.9					10:33:44.864
2 -	33.568	93.5	43.790	115.1	27.719	97.8	1:45.077	82.22	8.088	10:35:29.941
3 -	33.015	89.7	43.568	112.5	27.823	98.3	1:44.406	82.75	7.417	10:37:14.347
4 -	30.945	100.4	42.207	<b>117.7</b>	26.469	94.6	1:39.621	86.72	2.632	10:38:53.968
5 -	30.383	105.3	40.990	110.9	26.066	<b>98.8</b>	1:37.439 (2)	88.67	0.450	10:40:31.407
6 -	<b>30.109</b>	<b>107.5</b>	<b>40.917</b>	116.3	<b>25.963</b>	98.1	<b>1:36.989 (1)</b>	<b>89.08</b>		<b>10:42:08.396</b>
7 -	30.784	99.7	41.205	116.1	27.584	88.8	1:39.573 (3)	86.77	2.584	10:43:47.969

<b>P19</b>	<b>10</b>	<b>Paul WAINE (TOR)</b>				DeSanctis -Ford - 1969				
IDEAL LAP TIME : 1:39.223		BEST LAP TIME : 1:39.223			DIFFERENCE : 0.000					
LAP	SECTOR 1	SECTOR 2	SECTOR 3	LAP TIME	MPH	DIFF	TIME OF DAY			
1 -	78.7	48.290	108.5	28.184	<b>95.3</b>					10:33:44.491
2 -	<b>30.099</b>	<b>104.8</b>	<b>42.467</b>	<b>113.5</b>	<b>26.657</b>	89.8	<b>1:39.223 (1)</b>	<b>87.07</b>		<b>10:35:23.714</b>

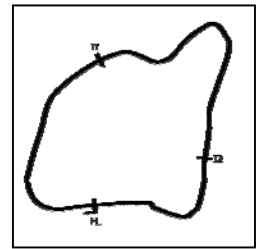
<b>P20</b>	<b>56</b>	<b>John COUNSELL (DAR)</b>				Lotus -Ford 59 - 1969				
IDEAL LAP TIME : 1:38.587		BEST LAP TIME : 1:39.483			DIFFERENCE : 0.896					
LAP	SECTOR 1	SECTOR 2	SECTOR 3	LAP TIME	MPH	DIFF	TIME OF DAY			
1 -	93.3	45.842	110.9	29.306	92.0					10:32:46.386
2 -	33.277	85.8	44.614	111.8	26.936	95.4	1:44.827	82.42	5.344	10:34:31.213

Weather / Track : Snow / Dry

Goodwood  
Circuit Length = 2.4000 miles  
Start: 10:30 Flag 10:45 End: 10:48

# Derek Bell Cup

## QUALIFYING - RACE 4 - SECTOR ANALYSIS



SECTOR 1 = FL to I1, SECTOR 2 = I1 to I2, SECTOR 3 = I2 to FL, DIFF = Difference To Personal Best Lap, P = Crossed Finish Line in Pit Lane, D = Time Disallowed

3 -	32.100	89.2	44.630	110.7	28.178	92.4	1:44.908	82.35	5.425	10:36:16.121
4 -	<b>30.337</b>	105.3	<b>41.938</b>	109.8	32.977	88.0	1:45.252	82.08	5.769	10:38:01.373
5 -	31.002	108.7	45.719	112.0	28.410	93.0	1:45.131	82.18	5.648	10:39:46.504
6 -	32.319	103.2	42.117	<b>114.7</b>	<b>26.312</b>	<b>95.5</b>	1:40.748 (2)	85.75	1.265	10:41:27.252
7 -	30.371	106.0	42.318	112.9	26.794	93.3	<b>1:39.483 (1)</b>	<b>86.84</b>		<b>10:43:06.735</b>
8 -	30.969	<b>111.1</b>	43.440	113.5	27.356	94.1	1:41.765 (3)	84.90	2.282	10:44:48.500
9 -	30.565	108.9	45.940	105.1	30.509	90.1	1:47.014	80.73	7.531	10:46:35.514

<b>P21</b>	<b>62</b>	<b>Geoff O'NION (MET)</b>				Tecno -Ford - 1969					
IDEAL LAP TIME : 1:40.227		BEST LAP TIME : 1:40.252				DIFFERENCE : 0.025					

LAP	SECTOR 1		SECTOR 2		SECTOR 3		LAP TIME	MPH	DIFF	TIME OF DAY
1 -		83.1	51.394	102.9	32.450	90.3				10:33:02.422
2 -	33.624	101.0	45.354	<b>114.9</b>	28.748	94.2	1:47.726	80.20	7.474	10:34:50.148
3 -	32.028	98.5	44.277	111.1	28.400	95.5	1:44.705	82.51	4.453	10:36:34.853
4 -	32.166	99.7	43.067	110.9	27.858	94.6	1:43.091 (3)	83.80	2.839	10:38:17.944
5 -	31.201	101.3	46.069	<b>114.9</b>	27.400	95.5	1:44.670	82.54	4.418	10:40:02.614
6 -	32.355	98.9	44.476	111.8	27.593	<b>95.8</b>	1:44.424	82.73	4.172	10:41:47.038
7 -	31.531	101.9	<b>42.514</b>	114.1	27.607	95.0	1:41.652 (2)	84.99	1.400	10:43:28.690
8 -	<b>30.963</b>	<b>104.3</b>	42.539	112.2	<b>26.750</b>	95.4	<b>1:40.252 (1)</b>	<b>86.18</b>		<b>10:45:08.942</b>
9 -	31.510	102.4	47.580	93.7	29.408	95.0	1:48.498	79.63	8.246	10:46:57.440

<b>P22</b>	<b>6</b>	<b>Leif BOSSON (AUB)</b>				Brabham -Ford BT28 - 1970					
IDEAL LAP TIME : 1:39.685		BEST LAP TIME : 1:40.926				DIFFERENCE : 1.241					

LAP	SECTOR 1		SECTOR 2		SECTOR 3		LAP TIME	MPH	DIFF	TIME OF DAY
1 -		82.3	47.905	98.9	31.758	92.9				10:33:03.566
2 -	33.999	91.6	45.997	118.9	27.100	98.5	1:47.096	80.67	6.170	10:34:50.662
3 -	32.441	92.9	43.438	113.7	27.211	98.6	1:43.090	83.81	2.164	10:36:33.752
4 -	<b>30.838</b>	97.8	<b>42.463</b>	114.5	27.625	99.2	<b>1:40.926 (1)</b>	<b>85.60</b>		<b>10:38:14.678</b>
5 -	31.328	100.1	45.104	<b>119.4</b>	<b>26.384</b>	<b>99.7</b>	1:42.816	84.03	1.890	10:39:57.494
6 -	30.988	100.7	43.073	118.3	27.126	96.0	1:41.187 (2)	85.38	0.261	10:41:38.681
7 -	33.312	95.3	44.562	116.9	27.571	95.7	1:45.445	81.93	4.519	10:43:24.126
8 -	31.439	<b>103.0</b>	44.276	118.3	26.702	96.0	1:42.417 (3)	84.36	1.491	10:45:06.543
9 -	32.405	102.7	47.952	113.7	27.617	97.2	1:47.974	80.01	7.048	10:46:54.517

<b>P23</b>	<b>96</b>	<b>De Silva HARINDRA (DAR)</b>				Tecno -Ford - 1969					
IDEAL LAP TIME : 1:40.381		BEST LAP TIME : 1:41.169				DIFFERENCE : 0.788					

LAP	SECTOR 1		SECTOR 2		SECTOR 3		LAP TIME	MPH	DIFF	TIME OF DAY
1 -		66.2	48.802	91.6	32.320	97.6				10:33:29.193
2 -	34.013	87.9	45.697	118.9	29.178	99.1	1:48.888	79.34	7.719	10:35:18.081
3 -	33.491	91.1	45.849	114.5	27.199	100.1	1:46.539	81.09	5.370	10:37:04.620
4 -	32.068	96.4	44.093	117.1	27.605	100.3	1:43.766 (2)	83.26	2.597	10:38:48.386
5 -	33.605	89.5	43.466	97.9	27.098	<b>100.4</b>	1:44.169	82.94	3.000	10:40:32.555
6 -	31.790	94.5	<b>42.516</b>	<b>119.8</b>	<b>26.863</b>	99.5	<b>1:41.169 (1)</b>	<b>85.40</b>		<b>10:42:13.724</b>
7 -	31.200	100.0	44.434	116.1	28.319	98.3	1:43.953 (3)	83.11	2.784	10:43:57.677
8 -	<b>31.002</b>	<b>102.2</b>	45.861	117.7	27.288	98.8	1:44.151	82.95	2.982	10:45:41.828
9 -	31.593	91.9	50.574	111.8	28.587	93.4	1:50.754	78.01	9.585	10:47:32.582

<b>P24</b>	<b>30</b>	<b>Clas MULLER (TOR)</b>				Brabham -Ford BT28 - 1970					
IDEAL LAP TIME : 1:41.795		BEST LAP TIME : 1:42.503				DIFFERENCE : 0.708					

LAP	SECTOR 1		SECTOR 2		SECTOR 3		LAP TIME	MPH	DIFF	TIME OF DAY
1 -		79.5	51.852	97.3	31.188	95.3				10:33:33.630
2 -	35.642	87.3	49.090	109.4	28.565	96.9	1:53.297	76.25	10.794	10:35:26.927
3 -	37.031	82.6	43.918	112.4	28.624	97.9	1:49.573	78.85	7.070	10:37:16.500
4 -	32.757	<b>101.6</b>	43.162	112.4	29.501	98.5	1:45.420	81.95	2.917	10:39:01.920
5 -	33.200	91.6	<b>42.356</b>	115.5	28.052	99.2	1:43.608 (2)	83.39	1.105	10:40:45.528
6 -	<b>31.811</b>	96.9	43.064	<b>115.9</b>	<b>27.628</b>	97.9	<b>1:42.503 (1)</b>	<b>84.29</b>		<b>10:42:28.031</b>
7 -	32.985	98.5	43.421	110.7	28.262	97.8	1:44.668	82.54	2.165	10:44:12.699
8 -	32.388	93.5	43.523	112.7	28.267	<b>100.0</b>	1:44.178 (3)	82.93	1.675	10:45:56.877

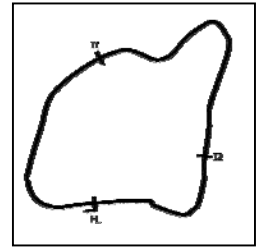
Weather / Track : Snow / Dry

Goodwood  
Circuit Length = 2.4000 miles  
Start: 10:30 Flag 10:45 End: 10:48



# Derek Bell Cup

## QUALIFYING - RACE 4 - SECTOR ANALYSIS



SECTOR 1 = FL to I1, SECTOR 2 = I1 to I2, SECTOR 3 = I2 to FL, DIFF = Difference To Personal Best Lap, P = Crossed Finish Line in Pit Lane, D = Time Disallowed

<b>P25 51</b>		<b>Robert THORPE (MET)</b>					March -Ford 703 - 1970				
IDEAL LAP TIME : 1:41.827		BEST LAP TIME : 1:44.865					DIFFERENCE : 3.038				
LAP	SECTOR 1	SECTOR 2		SECTOR 3		LAP TIME	MPH	DIFF	TIME OF DAY		
1 -		79.1	47.090	100.0	33.553	79.1			10:33:18.334		
2 -	35.639	84.2	49.463	102.9	31.629	87.4	1:56.731	74.01	11.866	10:35:15.065	
3 -	35.363	89.8	48.673	111.8	30.184	88.3	1:54.220 (3)	75.64	9.355	10:37:09.285	
4 -	34.744	79.8	47.041	110.0	34.570	80.6	1:56.355	74.25	11.490	10:39:05.640	
5 -	32.911	87.1	44.581	114.1	<b>27.373</b>	<b>96.5</b>	<b>1:44.865 (1)</b>	<b>82.39</b>		<b>10:40:50.505</b>	
6 -	<b>32.513</b>	<b>103.5</b>	<b>41.941</b>	<b>114.9</b>	32.033	91.3	1:46.487 (2)	81.13	1.622	10:42:36.992	

<b>P26 24</b>		<b>Andrew THORPE (DAR)</b>					Lotus -Ford 31 - 1964				
IDEAL LAP TIME : 1:47.961		BEST LAP TIME : 1:49.572					DIFFERENCE : 1.611				
LAP	SECTOR 1	SECTOR 2		SECTOR 3		LAP TIME	MPH	DIFF	TIME OF DAY		
1 -		68.5	54.849	86.5	33.664	92.6			10:33:16.221		
2 -	36.084	75.0	48.947	103.4	32.154	92.3	1:57.185	73.72	7.613	10:35:13.406	
3 -	35.942	<b>89.2</b>	47.223	98.5	31.412	92.1	1:54.577	75.40	5.005	10:37:07.983	
4 -	34.574	83.9	47.330	100.0	32.081	86.4	1:53.985	75.79	4.413	10:39:01.968	
5 -	35.368	87.4	47.465	104.0	<b>30.286</b>	<b>94.5</b>	1:53.119 (3)	76.37	3.547	10:40:55.087	
6 -	33.183	78.3	<b>44.606</b>	110.0	31.783	92.9	<b>1:49.572 (1)</b>	<b>78.85</b>		<b>10:42:44.659</b>	
7 -	33.394	86.2	45.461	<b>116.3</b>	34.022	89.2	1:52.877 (2)	76.54	3.305	10:44:37.536	

<b>P27 70</b>		<b>Mauro POPONCINI (TOR)</b>					Cooper -Ford T76 - 1965				
IDEAL LAP TIME : 1:59.313		BEST LAP TIME : 2:00.335					DIFFERENCE : 1.022				
LAP	SECTOR 1	SECTOR 2		SECTOR 3		LAP TIME	MPH	DIFF	TIME OF DAY		
1 -		73.2	54.919	94.7	33.232	<b>90.8</b>			10:33:52.995		
2 -	37.860	87.1	50.745	99.2	<b>32.220</b>	87.4	2:00.825 (2)	71.50	0.490	10:35:53.820	
3 -	37.353	85.0	<b>50.433</b>	100.6	32.549	85.2	<b>2:00.335 (1)</b>	<b>71.79</b>		<b>10:37:54.155</b>	
4 -	37.101	88.4	57.490	95.0	33.384	78.2	2:07.975	67.51	7.640	10:40:02.130	
5 -	37.850	88.5	51.069	<b>110.0</b>	32.289	77.6	2:01.208 (3)	71.28	0.873	10:42:03.338	
6 -	<b>36.660</b>	65.3	52.114	96.5	34.975	75.8	2:03.749	69.81	3.414	10:44:07.087	
7 -	37.496	<b>90.6</b>	50.862	102.9	34.029	79.6	2:02.387	70.59	2.052	10:46:09.474	

# Derek Bell Cup

## QUALIFYING - RACE 4 - BEST SECTORS

SECTOR 1			SECTOR 2			SECTOR 3			IDEAL / BEST COMPARISON						
POS	NO	NAME	TIME	NO	NAME	TIME	NO	NAME	TIME	POS	NO	NAME	IDEAL	BEST	DIFF
													<b>PERFECT LAP</b>	<b>1:26.223</b>	
1	25	HIBBERD (TOR)	26.884	1	MILICEVIC (MET)	36.481	1	MILICEVIC (MET)	22.858	1	1	MILICEVIC (MET)	1:26.421	1:27.484	1.063
2	1	MILICEVIC (MET)	27.082	25	HIBBERD (TOR)	37.219	25	HIBBERD (TOR)	23.191	2	25	HIBBERD (TOR)	1:27.294	1:27.848	0.554
3	63	WIDMER (MET)	27.635	20	GALLO (DAR)	37.857	20	GALLO (DAR)	23.635	3	20	GALLO (DAR)	1:29.158	1:31.015	1.857
4	20	GALLO (DAR)	27.666	8	BANKHURST (AUB)	37.973	63	WIDMER (MET)	24.398	4	63	WIDMER (MET)	1:30.292	1:30.674	0.382
5	41	SPAGGIARI (MET)	28.118	63	WIDMER (MET)	38.259	8	BANKHURST (AUB)	24.755	5	8	BANKHURST (AUB)	1:31.050	1:32.206	1.156
6	99	KITE (DAR)	28.304	99	KITE (DAR)	38.756	41	SPAGGIARI (MET)	24.778	6	99	KITE (DAR)	1:32.064	1:33.047	0.983
7	8	BANKHURST (AUB)	28.322	82	MUSSA (DAR)	38.820	46	SMITH (DAR)	24.919	7	41	SPAGGIARI (MET)	1:32.112	1:33.145	1.033
8	16	LAMPLOUGH (AUB)	28.939	46	SMITH (DAR)	38.957	35	SMEETS (TOR)	24.993	8	46	SMITH (DAR)	1:32.987	1:34.313	1.326
9	44	HAMILTON (MET)	29.083	41	SPAGGIARI (MET)	39.216	99	KITE (DAR)	25.004	9	82	MUSSA (DAR)	1:33.631	1:33.952	0.321
10	46	SMITH (DAR)	29.111	16	LAMPLOUGH (AUB)	39.440	77	DEROSSA (AUB)	25.185	10	16	LAMPLOUGH (AUB)	1:34.224	1:35.128	0.904
11	77	DEROSSA (AUB)	29.296	3	WAGGITT (TOR)	39.522	3	WAGGITT (TOR)	25.212	11	44	HAMILTON (MET)	1:34.619	1:36.013	1.394
12	82	MUSSA (DAR)	29.489	65	THOMPSON (MET)	39.681	82	MUSSA (DAR)	25.322	12	35	SMEETS (TOR)	1:34.632	1:35.165	0.533
13	35	SMEETS (TOR)	29.848	35	SMEETS (TOR)	39.791	44	HAMILTON (MET)	25.449	13	3	WAGGITT (TOR)	1:34.792	1:34.817	0.025
14	65	THOMPSON (MET)	29.886	44	HAMILTON (MET)	40.087	65	THOMPSON (MET)	25.649	14	77	DEROSSA (AUB)	1:35.061	1:36.806	1.745
15	3	WAGGITT (TOR)	30.058	77	DEROSSA (AUB)	40.580	16	LAMPLOUGH (AUB)	25.845	15	65	THOMPSON (MET)	1:35.216	1:35.216	0.000
16	10	WAINE (TOR)	30.099	57	HAUGHTON (AUB)	40.917	57	HAUGHTON (AUB)	25.963	16	57	HAUGHTON (AUB)	1:36.989	1:36.989	0.000
17	57	HAUGHTON (AUB)	30.109	56	COUNSELL (DAR)	41.938	56	COUNSELL (DAR)	26.312	17	56	COUNSELL (DAR)	1:38.587	1:39.483	0.896
18	56	COUNSELL (DAR)	30.337	51	THORPE (MET)	41.941	6	BOSSON (AUB)	26.384	18	10	WAINE (TOR)	1:39.223	1:39.223	0.000
19	6	BOSSON (AUB)	30.838	30	MULLER (TOR)	42.356	10	WAINE (TOR)	26.657	19	6	BOSSON (AUB)	1:39.685	1:40.926	1.241
20	62	O'NION (MET)	30.963	6	BOSSON (AUB)	42.463	62	O'NION (MET)	26.750	20	62	O'NION (MET)	1:40.227	1:40.252	0.025
21	96	HARINDRA (DAR)	31.002	10	WAINE (TOR)	42.467	96	HARINDRA (DAR)	26.863	21	96	HARINDRA (DAR)	1:40.381	1:41.169	0.788
22	30	MULLER (TOR)	31.811	62	O'NION (MET)	42.514	51	THORPE (MET)	27.373	22	30	MULLER (TOR)	1:41.795	1:42.503	0.708
23	51	THORPE (MET)	32.513	96	HARINDRA (DAR)	42.516	30	MULLER (TOR)	27.628	23	51	THORPE (MET)	1:41.827	1:44.865	3.038
24	24	THORPE (DAR)	33.069	24	THORPE (DAR)	44.606	24	THORPE (DAR)	30.286	24	24	THORPE (DAR)	1:47.961	1:49.572	1.611
25	70	POPONCINI (TOR)	36.660	70	POPONCINI (TOR)	50.433	70	POPONCINI (TOR)	32.220	25	70	POPONCINI (TOR)	1:59.313	2:00.335	1.022
26										26	7	JONES (AUB)		1:34.324	
27										27	22	ARMER (AUB)		1:31.290	
28															

Weather / Track : Snow / Dry

Results can be found at [www.tsl-timing.com](http://www.tsl-timing.com)

Goodwood

Circuit Length = 2.4000 miles

Start: 10:30 Flag 10:45 End: 10:48

Printed - 10:49 Saturday, 17 March 2018

# Derek Bell Cup

## QUALIFYING - RACE 4 - BEST SPEEDS

POS	INTERMEDIATE 1			INTERMEDIATE 2			FINISH LINE		
	NO	NAME	MPH	NO	NAME	MPH	NO	NAME	MPH
1	1	MILICEVIC (MET)	130.0	1	MILICEVIC (MET)	124.7	1	MILICEVIC (MET)	104.8
2	25	HIBBERD (TOR)	128.0	25	HIBBERD (TOR)	124.2	25	HIBBERD (TOR)	103.0
3	63	WIDMER (MET)	123.3	99	KITE (DAR)	123.3	20	GALLO (DAR)	101.6
4	99	KITE (DAR)	122.6	46	SMITH (DAR)	122.2	46	SMITH (DAR)	101.3
5	20	GALLO (DAR)	119.8	82	MUSSA (DAR)	120.9	99	KITE (DAR)	101.0
6	16	LAMPLOUGH (AUB)	119.6	3	WAGGITT (TOR)	120.9	3	WAGGITT (TOR)	100.9
7	8	BANKHURST (AUB)	118.9	8	BANKHURST (AUB)	120.6	63	WIDMER (MET)	100.4
8	82	MUSSA (DAR)	118.3	20	GALLO (DAR)	120.4	41	SPAGGIARI (MET)	100.4
9	77	DEROSSI (AUB)	118.1	41	SPAGGIARI (MET)	119.8	96	HARINDRA (DAR)	100.4
10	35	SMEETS (TOR)	117.3	96	HARINDRA (DAR)	119.8	82	MUSSA (DAR)	100.1
11	41	SPAGGIARI (MET)	116.7	16	LAMPLOUGH (AUB)	119.6	30	MULLER (TOR)	100.0
12	65	THOMPSON (MET)	113.7	65	THOMPSON (MET)	119.6	8	BANKHURST (AUB)	99.7
13	44	HAMILTON (MET)	112.9	6	BOSSON (AUB)	119.4	6	BOSSON (AUB)	99.7
14	46	SMITH (DAR)	112.5	63	WIDMER (MET)	118.1	16	LAMPLOUGH (AUB)	99.4
15	56	COUNSELL (DAR)	111.1	57	HAUGHTON (AUB)	117.7	44	HAMILTON (MET)	99.1
16	57	HAUGHTON (AUB)	107.5	35	SMEETS (TOR)	117.5	35	SMEETS (TOR)	98.8
17	3	WAGGITT (TOR)	105.6	44	HAMILTON (MET)	117.1	57	HAUGHTON (AUB)	98.8
18	10	WAINE (TOR)	104.8	24	THORPE (DAR)	116.3	65	THOMPSON (MET)	96.6
19	62	O'NION (MET)	104.3	30	MULLER (TOR)	115.9	51	THORPE (MET)	96.5
20	51	THORPE (MET)	103.5	77	DEROSSI (AUB)	115.5	62	O'NION (MET)	95.8
21	6	BOSSON (AUB)	103.0	62	O'NION (MET)	114.9	56	COUNSELL (DAR)	95.5
22	96	HARINDRA (DAR)	102.2	51	THORPE (MET)	114.9	10	WAINE (TOR)	95.3
23	30	MULLER (TOR)	101.6	56	COUNSELL (DAR)	114.7	24	THORPE (DAR)	94.5
24	70	POPONCINI (TOR)	90.6	10	WAINE (TOR)	113.5	70	POPONCINI (TOR)	90.8
25	24	THORPE (DAR)	89.2	70	POPONCINI (TOR)	110.0			
26	50	INNES (AUB)	75.8						
27									
28									

Weather / Track : Snow / Dry

Results can be found at [www.tsl-timing.com](http://www.tsl-timing.com)

Goodwood  
Circuit Length = 2.4000 miles  
Start: 10:30 Flag 10:45 End: 10:48

Printed - 10:50 Saturday, 17 March 2018



# Derek Bell Cup

## RACE 4 - GRID (20 minutes) - AMENDED 2

ROW 6	14	50	David Eugene INNES (AUB)									
ROW 5	11	10	Paul WAINE (TOR)	1:39.223	12	62	Geoff O'NION (MET)	1:40.252	13	70	Mauro POPONCINI (TOR)	2:00.335
ROW 4			9	35	Bert SMEETS (TOR)	1:35.165	10	57	Simon HAUGHTON (AUB)	1:36.989		
ROW 3	6	99	Paul KITE (DAR)	1:33.047	7	82	Marcus MUSSA (DAR)	1:33.952	8	7	Steve JONES (AUB)	1:34.324
ROW 2			4	22	Simon ARMER (AUB)	1:31.290	5	8	Ian BANKHURST (AUB)	1:32.206		
ROW 1	1	1	John MILICEVIC (MET)	1:27.484	2	63	Christoph WIDMER (MET)	1:30.674	3	20	Thierry GALLO (DAR)	1:31.015
			<b>Pole</b>									

Car #50 - Permitted to start from back of grid  
Cars #25, #41, #46, #3, #16, #65, #44, #77, #56, #6, #96, #30, #51 & #24 - withdrawn

Goodwood  
Circuit Length = 2.4000 miles

These results are provisional until the conclusion of any judicial and technical matters.

Clerk Of Course :		Timekeeper :	
-------------------	--	--------------	--



# Derek Bell Cup

## RACE 4 - CLASSIFICATION

POS	NO	NAME	ENTRY	LAPS	TIME	GAP	DIFF	MPH	BEST	ON
1	1	John MILICEVIC (MET)	Brabham -Ford BT21 - 1967	11	20:22.544			77.73	1:49.470	8
2	20	Thierry GALLO (DAR)	Tecno -Ford - 1967	11	20:33.909	11.365	11.365	77.02	1:48.676	10
3	22	Simon ARMER (AUB)	March -Ford 703 - 1970	11	20:43.334	20.790	9.425	76.43	1:50.257	9
4	8	Ian BANKHURST (AUB)	Alexis -Ford Mk8 HF - 1964	11	20:56.315	33.771	12.981	75.64	1:51.532	8
5	82	Marcus MUSSA (DAR)	Tecno -Ford - 1969	11	20:56.700	34.156	0.385	75.62	1:50.538	11
6	63	Christoph WIDMER (MET)	Brabham -Ford BT18A - 1966	11	21:30.893	1:08.349	34.193	73.62	1:50.173	10
7	99	Paul KITE (DAR)	Brabham -Ford BT21 - 1967	11	21:31.931	1:09.387	1.038	73.56	1:52.321	11
8	35	Bert SMEETS (TOR)	Chevron -Ford B17 - 1970	11	21:59.997	1:37.453	28.066	72.00	1:56.218	2
9	62	Geoff O'NION (MET)	Tecno -Ford - 1969	10	20:40.247	1 Lap	1 Lap	69.66	2:00.815	8

### NOT CLASSIFIED

DNF	50	David Eugene INNES (AUB)	Titan -Ford Mk3 - 1968	4	8:33.439	7 Laps	6 Laps	67.31	2:05.427	2
DNF	70	Mauro POPONCINI (TOR)	Cooper -Ford T76 - 1965	3	6:50.008	8 Laps	1 Lap	63.21	2:14.230	3

### FASTEST LAP

20	Thierry GALLO (DAR)	Tecno -Ford - 1967	10	1:48.676	79.50 mph	127.94 kph
----	---------------------	--------------------	----	----------	-----------	------------

Car #50 - Permitted to start from back of grid

Cars #25, #41, #46, #3, #16, #65, #44, #77, #56, #6, #96, #30, #51 & #24 - withdrawn

Weather / Track : Cloudy / Wet

These results are provisional until the conclusion of any judicial and technical matters.

Goodwood

Circuit Length = 2.4000 miles

Start: 09:43 Flag 10:03 End: 10:05

Clerk Of Course :	Timekeeper :
-------------------	--------------

# Derek Bell Cup

## RACE 4 - LAP CHART

LAP 1 @ 09:45:15.676			LAP 2 @ 09:47:06.683			LAP 3 @ 09:48:57.416			LAP 4 @ 09:50:48.354			LAP 5 @ 09:52:40.788		
NO	BEHIND	LAP TIME	NO	BEHIND	LAP TIME	NO	BEHIND	LAP TIME	NO	BEHIND	LAP TIME	NO	BEHIND	LAP TIME
1		1:56.257	1		1:51.007	1		1:50.733	1		1:50.938	1		1:52.434
22	5.945	2:02.202	20	9.399	1:54.349	20	11.539	1:52.873	20	12.175	1:51.574	20	10.451	1:50.710
20	6.057	2:02.314	22	10.727	1:55.789	22	13.383	1:53.389	22	14.598	1:52.153	22	13.538	1:51.374
35	6.756	2:03.013	99	10.758	1:54.085	8	19.901	1:57.820	8	22.134	1:53.171	8	22.085	1:52.385
99	7.680	2:03.937	35	11.967	1:56.218	35	21.328	2:00.094	82	23.481	1:52.551	82	23.389	1:52.342
8	9.018	2:05.275	8	12.814	1:54.803	82	21.868	1:59.147	35	28.410	1:58.020	35	34.413	1:58.437
82	10.203	2:06.460	82	13.454	1:54.258	99	35.089	2:15.064	99	37.775	1:53.624	99	40.046	1:54.705
50	11.700	2:07.957	50	26.120	2:05.427	62	43.602	2:05.974	63	50.519	1:57.812	63	52.825	1:54.740
62	15.683	2:11.940	62	28.361	2:03.685	63	43.645	2:01.429	62	54.862	2:02.198	62	1:05.826	2:03.398
63	21.488	2:17.745	63	32.949	2:02.468	50	48.004	2:12.617	50	1:04.504	2:07.438			
70	24.975	2:21.232	70	48.514	2:14.546	70	1:12.011	2:14.230						

Weather / Track : Cloudy / Wet

Results can be found at [www.tsl-timing.com](http://www.tsl-timing.com)

Page 1 of 3

Goodwood  
Circuit Length = 2.4000 miles  
Start: 09:43 Flag 10:03 End: 10:05

Printed - 10:14 Sunday, 18 March 2018

# Derek Bell Cup

## RACE 4 - LAP CHART

LAP 6 @ 09:54:32.563			LAP 7 @ 09:56:23.042			LAP 8 @ 09:58:12.512			LAP 9 @ 10:00:02.000			LAP 10 @ 10:01:52.137		
NO	BEHIND	LAP TIME	NO	BEHIND	LAP TIME	NO	BEHIND	LAP TIME	NO	BEHIND	LAP TIME	NO	BEHIND	LAP TIME
1		1:51.775	1		1:50.479	1		1:49.470	1		1:49.488	1		1:50.137
20	9.341	1:50.665	20	12.848	1:53.986	20	12.728	1:49.350	20	11.953	1:48.713	62	1 Lap	2:03.269
22	14.345	1:52.582	22	14.538	1:50.672	22	15.501	1:50.433	22	16.270	1:50.257	20	10.492	1:48.676
8	22.864	1:52.554	8	24.670	1:52.285	8	26.732	1:51.532	8	29.984	1:52.740	22	17.913	1:51.780
82	23.608	1:51.994	82	25.283	1:52.154	82	28.024	1:52.211	82	31.352	1:52.816	8	31.772	1:51.925
99	42.178	1:53.907	99	46.879	1:55.180	99	54.616	1:57.207	99	1:01.477	1:56.349	82	33.444	1:52.229
35	46.684	2:04.046	35	56.244	2:00.039	63	1:03.977	1:53.396	63	1:07.110	1:52.621	99	1:06.892	1:55.552
63	56.061	1:55.011	63	1:00.051	1:54.469	35	1:07.267	2:00.493	35	1:18.794	2:01.015	63	1:07.146	1:50.173
62	1:18.243	2:04.192	62	1:29.824	2:02.060	62	1:41.169	2:00.815				35	1:26.990	1:58.333

Weather / Track : Cloudy / Wet

Results can be found at [www.tsl-timing.com](http://www.tsl-timing.com)

Page 2 of 3

Goodwood  
Circuit Length = 2.4000 miles  
Start: 09:43 Flag 10:03 End: 10:05

Printed - 10:14 Sunday, 18 March 2018

# Derek Bell Cup

## RACE 4 - LAP CHART

LAP 11 @ 10:03:41.963		
NO	BEHIND	LAP TIME
1		1:49.826
20	11.365	1:50.699
62	1 Lap	2:02.716
22	20.790	1:52.703
8	33.771	1:51.825
82	34.156	1:50.538
63	1:08.349	1:51.029
99	1:09.387	1:52.321
35	1:37.453	2:00.289



# Derek Bell Cup

## RACE 4 - POSITION CHART

No	Name	Lap Pos	Lap											
			1	2	3	4	5	6	7	8	9	10	11	
1	MILICEVIC (MET)	1	1	1	1	1	1	1	1	1	1	1	1	1
63	WIDMER (MET)	2	22	20	20	20	20	20	20	20	20	20	20	20
20	GALLO (DAR)	3	20	22	22	22	22	22	22	22	22	22	22	22
22	ARMER (AUB)	4	35	99	8	8	8	8	8	8	8	8	8	8
8	BANKHURST (AUB)	5	99	35	35	82	82	82	82	82	82	82	82	82
99	KITE (DAR)	6	8	8	82	35	35	99	99	99	99	99	99	63
82	MUSSA (DAR)	7	82	82	99	99	99	35	35	63	63	63	63	99
35	SMEETS (TOR)	8	50	50	62	63	63	63	63	35	35	35	35	35
62	O'NION (MET)	9	62	62	63	62	62	62	62	62	62	62	62	62
70	POPONCINI (TOR)	10	63	63	50	50								
50	INNES (AUB)	11	70	70	70									

Weather / Track : Cloudy / Wet

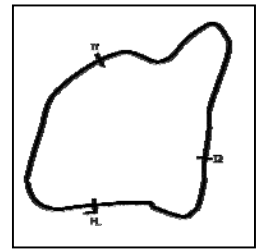
Results can be found at [www.tsl-timing.com](http://www.tsl-timing.com)

Goodwood  
 Circuit Length = 2.4000 miles  
 Start: 09:43 Flag 10:03 End: 10:05

Printed - 10:14 Sunday, 18 March 2018

# Derek Bell Cup

## RACE 4 - SECTOR ANALYSIS



SECTOR 1 = FL to I1, SECTOR 2 = I1 to I2, SECTOR 3 = I2 to FL, DIFF = Difference To Personal Best Lap, P = Crossed Finish Line in Pit Lane, D = Time Disallowed

P1		1		John MILICEVIC (MET)			Brabham -Ford BT21 - 1967				
IDEAL LAP TIME : 1:48.573		BEST LAP TIME : 1:49.470			DIFFERENCE : 0.897						
LAP	SECTOR 1		SECTOR 2		SECTOR 3		LAP TIME	MPH	DIFF	TIME OF DAY	
1 -		101.0	46.441	114.7	29.242	<b>96.9</b>	1:56.257	74.31	6.787	09:45:15.676	
2 -	34.588	94.6	46.826	115.7	29.593	96.5	1:51.007	77.83	1.537	09:47:06.683	
3 -	34.449	96.4	47.214	112.0	29.070	96.6	1:50.733	78.02	1.263	09:48:57.416	
4 -	34.553	95.5	47.190	115.1	29.195	95.8	1:50.938	77.88	1.468	09:50:48.354	
5 -	35.085	96.6	47.143	113.7	30.206	94.7	1:52.434	76.84	2.964	09:52:40.788	
6 -	35.166	99.8	46.908	113.9	29.701	94.9	1:51.775	77.29	2.305	09:54:32.563	
7 -	34.716	96.5	46.673	114.3	29.090	95.5	1:50.479	78.20	1.009	09:56:23.042	
8 -	34.210	93.4	<b>46.346</b>	115.5	28.914	93.5	<b>1:49.470 (1)</b>	<b>78.92</b>		<b>09:58:12.512</b>	
9 -	34.109	99.5	46.595	116.1	28.784	96.4	1:49.488 (2)	78.91	0.018	10:00:02.000	
10 -	<b>33.547</b>	<b>103.0</b>	47.781	113.1	28.809	93.5	1:50.137	78.44	0.667	10:01:52.137	
11 -	34.704	96.5	46.442	<b>116.3</b>	<b>28.680</b>	95.4	1:49.826 (3)	78.66	0.356	10:03:41.963	

P2		20		Thierry GALLO (DAR)			Tecno -Ford - 1967				
IDEAL LAP TIME : 1:47.877		BEST LAP TIME : 1:48.676			DIFFERENCE : 0.799						
LAP	SECTOR 1		SECTOR 2		SECTOR 3		LAP TIME	MPH	DIFF	TIME OF DAY	
1 -		86.9	49.513	100.1	30.577	<b>94.1</b>	2:02.314	70.63	13.638	09:45:21.733	
2 -	35.322	94.2	48.887	104.3	30.140	91.9	1:54.349	75.55	5.673	09:47:16.082	
3 -	35.173	86.0	48.472	99.8	29.228	91.5	1:52.873	76.54	4.197	09:49:08.955	
4 -	34.331	91.4	48.071	102.1	29.172	92.4	1:51.574	77.43	2.898	09:51:00.529	
5 -	34.390	93.0	47.425	106.5	28.895	91.5	1:50.710	78.04	2.034	09:52:51.239	
6 -	33.253	96.8	48.153	103.5	29.259	89.8	1:50.665	78.07	1.989	09:54:41.904	
7 -	34.677	88.6	49.558	97.9	29.751	87.6	1:53.986	75.79	5.310	09:56:35.890	
8 -	33.869	96.1	46.831	106.8	28.650	89.1	1:49.350 (3)	79.01	0.674	09:58:25.240	
9 -	33.494	99.5	<b>46.724</b>	<b>107.5</b>	<b>28.495</b>	92.0	1:48.713 (2)	79.47	0.037	10:00:13.953	
10 -	<b>32.658</b>	<b>100.4</b>	47.242	105.3	28.776	90.1	<b>1:48.676 (1)</b>	<b>79.50</b>		<b>10:02:02.629</b>	
11 -	33.537	94.1	48.117	105.5	29.045	88.8	1:50.699	78.04	2.023	10:03:53.328	

P3		22		Simon ARMER (AUB)			March -Ford 703 - 1970				
IDEAL LAP TIME : 1:49.770		BEST LAP TIME : 1:50.257			DIFFERENCE : 0.487						
LAP	SECTOR 1		SECTOR 2		SECTOR 3		LAP TIME	MPH	DIFF	TIME OF DAY	
1 -		90.0	49.783	103.4	30.855	90.0	2:02.202	70.70	11.945	09:45:21.621	
2 -	36.404	89.5	48.407	102.9	30.978	89.9	1:55.789	74.61	5.532	09:47:17.410	
3 -	35.173	90.4	48.362	107.7	29.854	90.4	1:53.389	76.19	3.132	09:49:10.799	
4 -	33.976	96.8	48.188	105.8	29.989	90.9	1:52.153	77.03	1.896	09:51:02.952	
5 -	33.997	93.7	<b>47.221</b>	109.8	30.156	90.3	1:51.374	77.57	1.117	09:52:54.326	
6 -	34.351	90.8	48.094	107.7	30.137	90.1	1:52.582	76.74	2.325	09:54:46.908	
7 -	34.100	96.0	47.562	108.7	<b>29.010</b>	<b>91.5</b>	1:50.672 (3)	78.06	0.415	09:56:37.580	
8 -	33.799	<b>98.1</b>	47.227	109.8	29.407	90.6	1:50.433 (2)	78.23	0.176	09:58:28.013	
9 -	<b>33.539</b>	96.4	47.223	<b>110.0</b>	29.495	89.7	<b>1:50.257 (1)</b>	<b>78.36</b>		<b>10:00:18.270</b>	
10 -	34.221	92.5	47.909	107.8	29.650	89.4	1:51.780	77.29	1.523	10:02:10.050	
11 -	34.545	89.5	48.593	108.5	29.565	90.5	1:52.703	76.66	2.446	10:04:02.753	

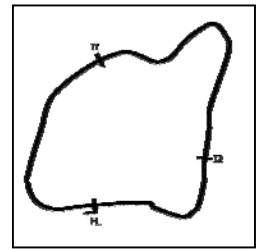
P4		8		Ian BANKHURST (AUB)			Alexis -Ford Mk8 HF - 1964				
IDEAL LAP TIME : 1:50.404		BEST LAP TIME : 1:51.532			DIFFERENCE : 1.128						
LAP	SECTOR 1		SECTOR 2		SECTOR 3		LAP TIME	MPH	DIFF	TIME OF DAY	
1 -		89.2	49.744	97.9	31.968	91.4	2:05.275	68.96	13.743	09:45:24.694	
2 -	34.890	95.4	48.137	100.1	31.776	91.3	1:54.803	75.25	3.271	09:47:19.497	
3 -	37.278	84.4	49.832	104.2	30.710	91.6	1:57.820	73.33	6.288	09:49:17.317	
4 -	35.771	93.8	47.283	112.9	30.117	<b>93.5</b>	1:53.171	76.34	1.639	09:51:10.488	
5 -	35.401	91.0	<b>46.651</b>	<b>113.9</b>	30.333	91.6	1:52.385	76.87	0.853	09:53:02.873	
6 -	35.404	92.3	47.346	112.0	29.804	93.3	1:52.554	76.76	1.022	09:54:55.427	
7 -	34.619	97.8	46.984	102.9	30.682	92.9	1:52.285	76.94	0.753	09:56:47.712	
8 -	<b>34.343</b>	<b>97.9</b>	47.039	106.8	30.150	93.3	<b>1:51.532 (1)</b>	<b>77.46</b>		<b>09:58:39.244</b>	
9 -	34.987	93.9	47.772	106.8	29.981	93.2	1:52.740	76.63	1.208	10:00:31.984	
10 -	35.295	94.1	47.220	109.4	<b>29.410</b>	92.9	1:51.925 (3)	77.19	0.393	10:02:23.909	
11 -	34.766	94.6	47.167	110.9	29.892	92.0	1:51.825 (2)	77.26	0.293	10:04:15.734	

Weather / Track : Cloudy / Wet

Goodwood  
Circuit Length = 2.4000 miles  
Start: 09:43 Flag 10:03 End: 10:05

# Derek Bell Cup

## RACE 4 - SECTOR ANALYSIS



SECTOR 1 = FL to I1, SECTOR 2 = I1 to I2, SECTOR 3 = I2 to FL, DIFF = Difference To Personal Best Lap, P = Crossed Finish Line in Pit Lane, D = Time Disallowed

<b>P5 82</b>		<b>Marcus MUSSA (DAR)</b>					Tecno -Ford - 1969			
IDEAL LAP TIME : 1:49.680		BEST LAP TIME : 1:50.538			DIFFERENCE : 0.858					
LAP	SECTOR 1		SECTOR 2		SECTOR 3		LAP TIME	MPH	DIFF	TIME OF DAY
1 -		86.9	50.668	98.3	31.663	89.7	2:06.460	68.32	15.922	09:45:25.879
2 -	35.285	95.0	47.680	99.5	31.293	<b>92.0</b>	1:54.258	75.61	3.720	09:47:20.137
3 -	37.024	86.0	50.150	97.3	31.973	91.6	1:59.147	72.51	8.609	09:49:19.284
4 -	35.496	100.9	47.089	105.3	29.966	91.3	1:52.551	76.76	2.013	09:51:11.835
5 -	34.960	<b>103.5</b>	<b>46.985</b>	107.0	30.397	88.7	1:52.342	76.90	1.804	09:53:04.177
6 -	34.584	97.2	47.792	107.7	29.618	91.5	1:51.994 <b>(2)</b>	77.14	1.456	09:54:56.171
7 -	34.189	97.9	47.390	105.1	30.575	90.6	1:52.154 <b>(3)</b>	77.03	1.616	09:56:48.325
8 -	34.290	98.9	48.237	108.2	29.684	89.5	1:52.211	76.99	1.673	09:58:40.536
9 -	34.335	97.8	48.126	106.5	30.355	90.8	1:52.816	76.58	2.278	10:00:33.352
10 -	34.580	101.2	47.672	107.8	29.977	88.0	1:52.229	76.98	1.691	10:02:25.581
11 -	<b>33.957</b>	103.2	47.843	<b>110.1</b>	<b>28.738</b>	<b>92.0</b>	<b>1:50.538 (1)</b>	<b>78.16</b>		<b>10:04:16.119</b>

<b>P6 63</b>		<b>Christoph WIDMER (MET)</b>					Brabham -Ford BT18A - 1966			
IDEAL LAP TIME : 1:49.870		BEST LAP TIME : 1:50.173			DIFFERENCE : 0.303					
LAP	SECTOR 1		SECTOR 2		SECTOR 3		LAP TIME	MPH	DIFF	TIME OF DAY
1 -		93.4	1:04.947	92.4	32.207	85.2	2:17.745	62.72	27.572	09:45:37.164
2 -	38.313	86.4	51.913	102.9	32.242	89.2	2:02.468	70.54	12.295	09:47:39.632
3 -	36.769	85.2	52.530	99.5	32.130	89.1	2:01.429	71.15	11.256	09:49:41.061
4 -	36.370	88.4	50.811	101.3	30.631	90.4	1:57.812	73.33	7.639	09:51:38.873
5 -	34.691	93.4	49.653	103.2	30.396	90.6	1:54.740	75.30	4.567	09:53:33.613
6 -	34.773	98.1	49.322	102.6	30.916	88.7	1:55.011	75.12	4.838	09:55:28.624
7 -	34.992	98.5	48.965	106.5	30.512	91.0	1:54.469	75.47	4.296	09:57:23.093
8 -	34.217	94.3	49.266	108.7	29.913	89.5	1:53.396	76.19	3.223	09:59:16.489
9 -	33.845	<b>102.1</b>	48.552	107.8	30.224	91.6	1:52.621 <b>(3)</b>	76.71	2.448	10:01:09.110
10 -	<b>33.516</b>	101.5	47.620	109.6	29.037	<b>95.0</b>	<b>1:50.173 (1)</b>	<b>78.42</b>		<b>10:02:59.283</b>
11 -	34.675	<b>102.1</b>	<b>47.379</b>	<b>111.6</b>	<b>28.975</b>	89.3	1:51.029 <b>(2)</b>	77.81	0.856	10:04:50.312

<b>P7 99</b>		<b>Paul KITE (DAR)</b>					Brabham -Ford BT21 - 1967			
IDEAL LAP TIME : 1:51.958		BEST LAP TIME : 1:52.321			DIFFERENCE : 0.363					
LAP	SECTOR 1		SECTOR 2		SECTOR 3		LAP TIME	MPH	DIFF	TIME OF DAY
1 -		83.3	49.234	96.6	31.307	92.6	2:03.937	69.71	11.616	09:45:23.356
2 -	35.091	86.7	48.172	101.6	30.822	<b>93.4</b>	1:54.085	75.73	1.764	09:47:17.441
3 -	<b>34.609</b>	88.5	1:09.628	101.6	30.827	92.0	2:15.064	63.96	22.743	09:49:32.505
4 -	34.901	93.4	48.006	108.4	30.717	89.7	1:53.624 <b>(2)</b>	76.04	1.303	09:51:26.129
5 -	35.613	93.8	48.761	<b>110.0</b>	30.331	92.3	1:54.705	75.32	2.384	09:53:20.834
6 -	34.819	94.7	48.012	106.5	31.076	90.5	1:53.907 <b>(3)</b>	75.85	1.586	09:55:14.741
7 -	35.324	93.9	49.130	109.1	30.726	92.0	1:55.180	75.01	2.859	09:57:09.921
8 -	35.402	92.3	50.200	102.6	31.605	90.5	1:57.207	73.71	4.886	09:59:07.128
9 -	35.935	90.0	49.659	105.3	30.755	91.5	1:56.349	74.25	4.028	10:01:03.477
10 -	35.734	91.9	49.358	106.1	30.460	92.6	1:55.552	74.77	3.231	10:02:59.029
11 -	34.972	<b>96.1</b>	<b>47.613</b>	109.4	<b>29.736</b>	90.8	<b>1:52.321 (1)</b>	<b>76.92</b>		<b>10:04:51.350</b>

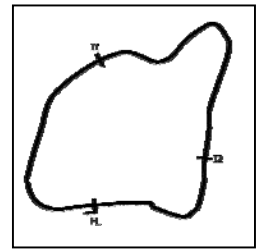
<b>P8 35</b>		<b>Bert SMEETS (TOR)</b>					Chevron -Ford B17 - 1970			
IDEAL LAP TIME : 1:55.800		BEST LAP TIME : 1:56.218			DIFFERENCE : 0.418					
LAP	SECTOR 1		SECTOR 2		SECTOR 3		LAP TIME	MPH	DIFF	TIME OF DAY
1 -		83.2	49.679	100.0	<b>30.790</b>	<b>95.1</b>	2:03.013	70.23	6.795	09:45:22.432
2 -	<b>36.049</b>	82.2	<b>48.961</b>	100.0	31.208	91.8	<b>1:56.218 (1)</b>	<b>74.34</b>		<b>09:47:18.650</b>
3 -	37.900	83.2	49.822	102.1	32.372	88.8	2:00.094	71.94	3.876	09:49:18.744
4 -	37.427	87.2	49.431	<b>105.5</b>	31.162	88.8	1:58.020 <b>(2)</b>	73.20	1.802	09:51:16.764
5 -	37.372	83.2	49.555	102.7	31.510	87.6	1:58.437	72.95	2.219	09:53:15.201
6 -	37.746	84.2	50.953	93.2	35.347	86.8	2:04.046	69.65	7.828	09:55:19.247
7 -	37.870	81.6	50.116	100.7	32.053	87.1	2:00.039	71.97	3.821	09:57:19.286
8 -	38.077	80.6	49.997	101.9	32.419	85.9	2:00.493	71.70	4.275	09:59:19.779
9 -	38.640	76.4	50.673	98.5	31.702	87.9	2:01.015	71.39	4.797	10:01:20.794
10 -	37.329	<b>87.3</b>	50.081	103.8	30.923	87.8	1:58.333 <b>(3)</b>	73.01	2.115	10:03:19.127
11 -	37.282	84.9	51.162	97.6	31.845	85.3	2:00.289	71.82	4.071	10:05:19.416

Weather / Track : Cloudy / Wet

Goodwood  
Circuit Length = 2.4000 miles  
Start: 09:43 Flag 10:03 End: 10:05

# Derek Bell Cup

## RACE 4 - SECTOR ANALYSIS



SECTOR 1 = FL to I1, SECTOR 2 = I1 to I2, SECTOR 3 = I2 to FL, DIFF = Difference To Personal Best Lap, P = Crossed Finish Line in Pit Lane, D = Time Disallowed

<b>P9 62</b>		<b>Geoff O'NION (MET)</b>			Tecno -Ford - 1969					
IDEAL LAP TIME : 2:00.297		BEST LAP TIME : 2:00.815			DIFFERENCE : 0.518					
LAP	SECTOR 1	SECTOR 2		SECTOR 3		LAP TIME	MPH	DIFF	TIME OF DAY	
1 -		80.6	52.110	97.5	33.519	89.4	2:11.940	65.48	11.125	09:45:31.359
2 -	38.914	80.2	51.652	101.6	33.119	90.5	2:03.685	69.85	2.870	09:47:35.044
3 -	39.290	76.5	52.799	98.9	33.885	86.7	2:05.974	68.58	5.159	09:49:41.018
4 -	38.108	84.9	51.144	94.5	32.946	<b>90.8</b>	2:02.198 (3)	70.70	1.383	09:51:43.216
5 -	37.826	82.2	52.212	100.1	33.360	89.4	2:03.398	70.01	2.583	09:53:46.614
6 -	38.337	81.2	52.887	102.2	32.968	89.4	2:04.192	69.56	3.377	09:55:50.806
7 -	37.792	80.1	51.743	100.9	32.525	90.5	2:02.060 (2)	70.78	1.245	09:57:52.866
<b>8 -</b>	<b>36.816</b>	84.5	<b>51.112</b>	<b>103.2</b>	32.887	88.6	<b>2:00.815 (1)</b>	<b>71.51</b>		<b>09:59:53.681</b>
9 -	37.671	<b>85.2</b>	53.229	99.7	<b>32.369</b>	89.3	2:03.269	70.09	2.454	10:01:56.950
10 -	37.919	80.9	51.730	101.0	33.067	86.2	2:02.716	70.40	1.901	10:03:59.666

<b>P10 50</b>		<b>David Eugene INNES (AUB)</b>			Titan -Ford Mk3 - 1968					
IDEAL LAP TIME : 2:00.963		BEST LAP TIME : 2:05.427			DIFFERENCE : 4.464					
LAP	SECTOR 1	SECTOR 2		SECTOR 3		LAP TIME	MPH	DIFF	TIME OF DAY	
1 -		<b>82.3</b>	<b>50.581</b>	<b>95.5</b>	<b>32.089</b>	90.1	2:07.957 (3)	67.52	2.530	09:45:27.376
2 -	<b>38.293</b>	74.5	52.647	90.5	34.487	87.1	<b>2:05.427 (1)</b>	<b>68.88</b>		<b>09:47:32.803</b>
3 -	41.987	67.6	55.984	88.7	34.646	87.1	2:12.617	65.15	7.190	09:49:45.420
4 -	41.435	71.1	52.868	93.3	33.135	<b>90.8</b>	2:07.438 (2)	67.79	2.011	09:51:52.858

<b>P11 70</b>		<b>Mauro POPONCINI (TOR)</b>			Cooper -Ford T76 - 1965					
IDEAL LAP TIME : 2:11.517		BEST LAP TIME : 2:14.230			DIFFERENCE : 2.713					
LAP	SECTOR 1	SECTOR 2		SECTOR 3		LAP TIME	MPH	DIFF	TIME OF DAY	
1 -		77.6	58.883	84.9	<b>34.959</b>	77.6	2:21.232 (3)	61.17	7.002	09:45:40.651
2 -	42.388	74.4	56.174	87.8	35.984	<b>79.3</b>	2:14.546 (2)	64.21	0.316	09:47:55.197
<b>3 -</b>	<b>41.622</b>	73.2	56.921	87.7	35.687	73.8	<b>2:14.230 (1)</b>	<b>64.36</b>		<b>09:50:09.427</b>

# Derek Bell Cup

## RACE 4 - BEST SECTORS

SECTOR 1			SECTOR 2			SECTOR 3			IDEAL / BEST COMPARISON						
POS	NO	NAME	TIME	NO	NAME	TIME	NO	NAME	TIME	POS	NO	NAME	IDEAL	BEST	DIFF
													<b>PERFECT LAP</b>	<b>1:47.499</b>	
1	20	GALLO (DAR)	32.658	1	MILICEVIC (MET)	46.346	20	GALLO (DAR)	28.495	1	20	GALLO (DAR)	1:47.877	1:48.676	0.799
2	63	WIDMER (MET)	33.516	8	BANKHURST (AUB)	46.651	1	MILICEVIC (MET)	28.680	2	1	MILICEVIC (MET)	1:48.573	1:49.470	0.897
3	22	ARMER (AUB)	33.539	20	GALLO (DAR)	46.724	82	MUSSA (DAR)	28.738	3	82	MUSSA (DAR)	1:49.680	1:50.538	0.858
4	1	MILICEVIC (MET)	33.547	82	MUSSA (DAR)	46.985	63	WIDMER (MET)	28.975	4	22	ARMER (AUB)	1:49.770	1:50.257	0.487
5	82	MUSSA (DAR)	33.957	22	ARMER (AUB)	47.221	22	ARMER (AUB)	29.010	5	63	WIDMER (MET)	1:49.870	1:50.173	0.303
6	8	BANKHURST (AUB)	34.343	63	WIDMER (MET)	47.379	8	BANKHURST (AUB)	29.410	6	8	BANKHURST (AUB)	1:50.404	1:51.532	1.128
7	99	KITE (DAR)	34.609	99	KITE (DAR)	47.613	99	KITE (DAR)	29.736	7	99	KITE (DAR)	1:51.958	1:52.321	0.363
8	35	SMEETS (TOR)	36.049	35	SMEETS (TOR)	48.961	35	SMEETS (TOR)	30.790	8	35	SMEETS (TOR)	1:55.800	1:56.218	0.418
9	62	O'NION (MET)	36.816	50	INNES (AUB)	50.581	50	INNES (AUB)	32.089	9	62	O'NION (MET)	2:00.297	2:00.815	0.518
10	50	INNES (AUB)	38.293	62	O'NION (MET)	51.112	62	O'NION (MET)	32.369	10	50	INNES (AUB)	2:00.963	2:05.427	4.464
11	70	POPONCINI (TOR)	41.622	70	POPONCINI (TOR)	54.936	70	POPONCINI (TOR)	34.959	11	70	POPONCINI (TOR)	2:11.517	2:14.230	2.713

Weather / Track : Cloudy / Wet

Results can be found at [www.tsl-timing.com](http://www.tsl-timing.com)

Goodwood

Circuit Length = 2.4000 miles

Start: 09:43 Flag 10:03 End: 10:05

Printed - 10:13 Sunday, 18 March 2018

# Derek Bell Cup

## RACE 4 - BEST SPEEDS

POS	INTERMEDIATE 1			INTERMEDIATE 2			FINISH LINE		
	NO	NAME	MPH	NO	NAME	MPH	NO	NAME	MPH
1	82	MUSSA (DAR)	103.5	1	MILICEVIC (MET)	116.3	1	MILICEVIC (MET)	96.9
2	1	MILICEVIC (MET)	103.0	8	BANKHURST (AUB)	113.9	35	SMEETS (TOR)	95.1
3	63	WIDMER (MET)	102.1	63	WIDMER (MET)	111.6	63	WIDMER (MET)	95.0
4	20	GALLO (DAR)	100.4	82	MUSSA (DAR)	110.1	20	GALLO (DAR)	94.1
5	22	ARMER (AUB)	98.1	22	ARMER (AUB)	110.0	8	BANKHURST (AUB)	93.5
6	8	BANKHURST (AUB)	97.9	99	KITE (DAR)	110.0	99	KITE (DAR)	93.4
7	99	KITE (DAR)	96.1	20	GALLO (DAR)	107.5	82	MUSSA (DAR)	92.0
8	35	SMEETS (TOR)	87.3	35	SMEETS (TOR)	105.5	22	ARMER (AUB)	91.5
9	62	O'NION (MET)	85.2	62	O'NION (MET)	103.2	62	O'NION (MET)	90.8
10	50	INNES (AUB)	82.3	50	INNES (AUB)	95.5	50	INNES (AUB)	90.8
11	70	POPONCINI (TOR)	80.3	70	POPONCINI (TOR)	88.6	70	POPONCINI (TOR)	79.3

Weather / Track : Cloudy / Wet

Results can be found at [www.tsl-timing.com](http://www.tsl-timing.com)

Goodwood  
Circuit Length = 2.4000 miles  
Start: 09:43 Flag 10:03 End: 10:05

Printed - 10:14 Sunday, 18 March 2018