



DoningtonPark 

Historic Sports Car Club

Donington Park Season Opener

Saturday 7th – Sunday 8th April 2018

Results Booklet



Timing & Results by MST SYSTEMS Ltd.
www.mstworld.com

© MST SYSTEMS Ltd. 2018

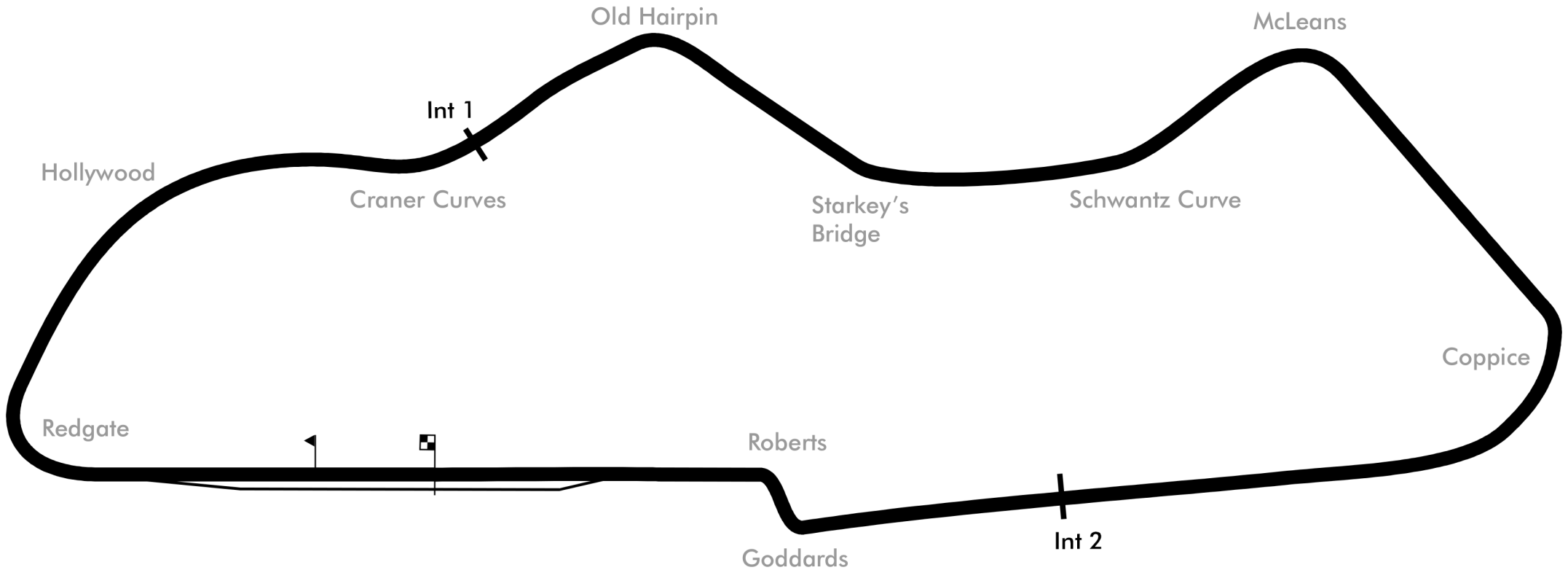
The Haysfield, Spring Lane North, Malvern, Worcestershire WR14 1GF
tel: +44 (0)1684 560614 email: motorsport@mstworld.com



Donington Park National Circuit

Castle Donington, Derby DE74 2RP

www.donington-park.co.uk



Circuit Length:	1.979 mi / 3.185 km
Pit Lane:	265.1 m, 15.9s @ 60km/h
Intermediate 1:	0.943 km
Intermediate 2:	2.653 km
Start line offset:	60.6 m



Donington Park 'Season Opener' Historic Race Meeting - 7 - 8 Apr 2018

HSCC Historic Formula 3

Qualifying for Race 7 - Sector Analysis

1 Jon Milicevic (B)								Brabham BT21B							
lap	Sect-1	Speed	Sect-2	Speed	Sect-3	Speed	Laptime Pit	lap	Sect-1	Speed	Sect-2	Speed	Sect-3	Speed	Laptime Pit
1	25.608	95.8				100.2	1:24.463	7	22.452	115.8	41.016	118.5	13.539	103.4	1:17.007
2	22.966	114.7	41.933	118.3	13.885	102.2	1:18.784	8	22.409	119.1	41.553	117.5	13.972	101.1	1:17.934
3	22.463	115.3	40.676	118.8	13.779	102.0	1:16.918	9	22.055	117.0	40.468	118.5	13.397	104.2	1:15.920
4	22.337	115.1	41.356	117.7	13.568	103.1	1:17.261	10	22.437	105.3	41.343	119.2	13.326	103.4	1:17.106
5	22.144	117.2	40.748	117.9	13.893	100.5	1:16.785	11	22.231	116.4	42.465	116.9	13.702	103.1	1:18.398
6	24.462	110.6	41.510	116.9	13.804	102.0	1:19.776	12	22.127	118.1	40.648	118.3	13.491	103.9	1:16.266

2 Barry Sewell (B)								Lotus 41							
lap	Sect-1	Speed	Sect-2	Speed	Sect-3	Speed	Laptime Pit	lap	Sect-1	Speed	Sect-2	Speed	Sect-3	Speed	Laptime Pit
1	26.785	96.5	47.824	108.1	16.007	91.2	1:30.616	7	24.125	101.5	44.587	113.7	14.805	96.6	1:23.517
2	24.786	105.9	45.601	112.0	15.120	94.7	1:25.507	8	24.132	98.4	45.743	111.1	14.909	97.0	1:24.784
3	24.701	92.6	45.251	111.7	15.000	95.8	1:24.952	9	24.178	102.7	44.430	112.8	15.167	93.6	1:23.775
4	24.283	100.9	51.007	107.9	15.359	95.0	1:30.649	10	24.124	104.1	44.284	112.0	15.024	95.8	1:23.432
5	24.807	100.6	45.580	111.7	15.364	94.7	1:25.751	11	24.057	104.3	44.287	111.7	15.212	96.2	1:23.556
6	24.772	100.3	45.027	112.6	15.185	95.8	1:24.984	12							

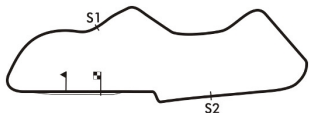
6 Leif Bosson (B)								Brabham BT28							
lap	Sect-1	Speed	Sect-2	Speed	Sect-3	Speed	Laptime Pit	lap	Sect-1	Speed	Sect-2	Speed	Sect-3	Speed	Laptime Pit
1	28.430	83.9	49.441	110.0	16.946	93.3	1:34.817	7	25.121	94.8	46.654	112.6	16.182	94.2	1:27.957
2	25.919	91.5	46.681	112.2	15.591	95.5	1:28.191	8	24.675	99.4	45.462	113.0	15.151	96.2	1:25.288
3	24.537	99.0	47.332	112.2	16.229	95.6	1:28.098	9	24.514	97.1	45.712	115.1	15.367	96.9	1:25.593
4	24.473	96.9	45.532	113.4	15.430	97.7	1:25.435	10	23.860	104.6	43.960	115.5	14.812	96.9	1:22.632
5	24.105	99.7	45.090	113.9	16.227	94.0	1:25.422	11	23.758	103.8	44.157	115.9	14.695	97.3	1:22.610
6	25.618	97.4	46.128	113.7	15.554	95.0	1:27.300	12							

7 Steve Jones (B)								Brabham BT28							
lap	Sect-1	Speed	Sect-2	Speed	Sect-3	Speed	Laptime Pit	lap	Sect-1	Speed	Sect-2	Speed	Sect-3	Speed	Laptime Pit
1	27.540	90.1	49.740	112.2	16.170	96.2	1:33.450	7	23.201	108.3	42.659	116.5	15.024	96.1	1:20.884
2	24.609	94.6	44.375	114.7	15.297	97.0	1:24.281	8	23.556	107.4	42.349	113.9	14.508	98.7	1:20.413
3	23.871	99.7	43.480	114.1	14.859	97.6	1:22.210	9	22.947	112.8	41.994	114.7	14.524	98.3	1:19.465
4	23.677	101.5	44.293	112.2	15.010	97.2	1:22.980	10	23.082	111.3	42.941	101.1	15.285	96.5	1:21.308
5	23.593	103.0	42.850	114.3	14.570	98.3	1:21.013	11	23.068	106.9	44.261	108.3	15.761	92.9	1:23.090
6	23.111	104.9	42.655	115.7	14.542	98.9	1:20.308	12							

11 Ian Bankhurst (B)								Alexis Mk8							
lap	Sect-1	Speed	Sect-2	Speed	Sect-3	Speed	Laptime Pit	lap	Sect-1	Speed	Sect-2	Speed	Sect-3	Speed	Laptime Pit
1	27.020	82.0	46.370	114.3	15.111	95.4	1:28.501	7	23.010	107.6	41.773	114.5	14.209	98.7	1:18.992
2	23.791	97.6	43.608	115.5	14.601	96.9	1:22.000	8	23.000	106.6	41.618	115.5	14.196	98.4	1:18.814
3	23.664	102.7	44.631	114.5	14.621	97.4	1:22.916	9	22.943	104.5	41.817	116.5	14.098	100.3	1:18.858
4	23.741	101.5	42.601	115.1	14.338	99.2	1:20.680	10	22.645	107.8	41.204	117.3	14.425	101.3	1:18.274
5	23.386	96.6	42.818	114.7	14.629	96.7	1:20.833	11	23.261	98.3	43.609	114.7	13.938	100.0	1:20.808
6	23.124	108.6	41.703	116.3	14.348	98.7	1:19.175	12	22.429	105.4	41.046	118.1	14.962	100.0	1:18.437

16 Mark Linstone (B)								Brabham BT21							
lap	Sect-1	Speed	Sect-2	Speed	Sect-3	Speed	Laptime Pit	lap	Sect-1	Speed	Sect-2	Speed	Sect-3	Speed	Laptime Pit
1	27.924	82.0	48.704	111.1	15.534	95.0	1:32.162	7	23.812	99.7	44.908	113.2	14.667	96.7	1:23.387
2	24.954	93.7	45.653	109.8	15.333	95.4	1:25.940	8	24.071	98.4	44.715	112.0	14.776	95.8	1:23.562
3	24.149	93.2	46.194	109.5	15.302	95.5	1:25.645	9	23.993	99.0	46.516	113.9	15.264	96.3	1:25.773
4	24.115	95.8	44.744	111.5	14.908	95.9	1:23.767	10	23.943	94.1	46.243	112.8	15.529	96.9	1:25.715
5	24.112	96.5	45.148	111.7	15.506	96.6	1:24.766	11	24.119	92.0	44.670	112.4	In		1:30.341 P
6	24.665	93.5	45.382	113.0	14.802	96.2	1:24.849	12							

22 Simon Armer (B)								March 703							
lap	Sect-1	Speed	Sect-2	Speed	Sect-3	Speed	Laptime Pit	lap	Sect-1	Speed	Sect-2	Speed	Sect-3	Speed	Laptime Pit
1							1:24.439	7							1:21.027
2							1:20.319	8							1:20.456
3							1:20.096	9							1:26.072
4							1:20.610	10							1:19.309
5							1:20.077	11							1:19.641
6							1:20.234	12							1:18.932



Session Start: 12:04:55 - Finish: 12:20:02

Weather/Track Conditions: Cloud/Drying

Circuit: Donington Park National

Track Length: 3.185 Km - 1.9791 miles

Printed: 07-04-2018 - 12:30

Donington Park 'Season Opener' Historic Race Meeting - 7 - 8 Apr 2018

HSCC Historic Formula 3

Qualifying for Race 7 - Sector Analysis

25 Andrew Hibberd (B)								Brabham BT18							
lap	Sect-1	Speed	Sect-2	Speed	Sect-3	Speed	Laptime Pit	lap	Sect-1	Speed	Sect-2	Speed	Sect-3	Speed	Laptime Pit
1	26.750	91.2	45.001	113.2	16.546	98.3	1:28.297	7	22.244	114.7	40.533	117.7	13.595	102.5	1:16.372
2	23.393	102.3	44.167	119.0	15.869	97.9	1:23.429	8	22.239	114.7	40.220	119.0	13.590	103.0	1:16.049
3	22.708	109.5	42.085	117.1	13.986	100.9	1:18.779	9	22.414	113.5	42.107	116.5	13.708	102.8	1:18.229
4	22.478	112.2	40.977	117.3	13.617	102.5	1:17.072	10	22.156	110.6	42.995	118.8	13.891	103.7	1:19.042
5	22.272	113.5	42.540	119.0	13.879	102.2	1:18.691	11	22.324	118.1	40.570	118.1	13.313	101.7	1:16.207
6	22.264	115.3	40.834	117.1	13.565	102.2	1:16.663	12	22.055	117.4	40.381	119.0	13.236	104.2	1:15.672

26 Steve Seaman (B)								Brabham BT21							
lap	Sect-1	Speed	Sect-2	Speed	Sect-3	Speed	Laptime Pit	lap	Sect-1	Speed	Sect-2	Speed	Sect-3	Speed	Laptime Pit
1	27.476	89.5	49.061	114.3	16.014	96.1	1:32.551	7	23.390	109.0	42.998	114.1	In		1:28.722 P
2	23.905	106.1	43.832	116.3	15.146	98.3	1:22.883	8	Out	97.7	45.275	107.2	15.587	96.7	2:08.648 P
3	23.391	106.4	43.981	115.1	15.183	96.1	1:22.555	9	23.638	105.9	44.686	112.0	15.136	96.7	1:23.460
4	24.101	99.9	43.780	114.9	15.146	97.2	1:23.027	10	23.338	108.1	45.032	113.2	15.952	95.0	1:24.322
5	23.597	103.2	43.261	114.9	14.629	98.2	1:21.487	11	23.519	106.1	43.817	112.4	In		1:30.867 P
6	23.310	108.3	43.007	114.3	14.883	97.9	1:21.200	12							

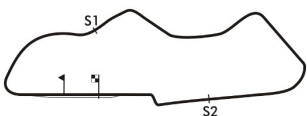
34 Jim Blockley (B)								Brabham BT21B-16							
lap	Sect-1	Speed	Sect-2	Speed	Sect-3	Speed	Laptime Pit	lap	Sect-1	Speed	Sect-2	Speed	Sect-3	Speed	Laptime Pit
1	29.533	77.2	50.428	106.7	16.286	92.2	1:36.247	7	23.792	110.4	43.827	113.2	14.848	95.8	1:22.467
2	25.331	99.4	45.221	111.8	15.232	93.9	1:25.784	8	24.122	103.3	44.520	112.6	14.908	94.0	1:23.550
3	24.812	100.3	44.824	110.6	15.810	94.6	1:25.446	9	24.024	107.4	45.051	109.3	16.138	89.9	1:25.213
4	24.848	102.3	45.251	110.7	15.119	97.4	1:25.218	10	24.436	107.3	46.912	109.8	15.243	95.0	1:26.591
5	24.372	105.9	44.881	110.9	15.497	91.1	1:24.750	11	24.534	105.3	44.185	111.8	15.498	90.1	1:24.217
6	24.794	99.4	44.235	111.7	14.622	95.6	1:23.651	12							

44 Peter Hamilton (B)								Tecno							
lap	Sect-1	Speed	Sect-2	Speed	Sect-3	Speed	Laptime Pit	lap	Sect-1	Speed	Sect-2	Speed	Sect-3	Speed	Laptime Pit
1	29.946	77.0	50.406	105.9	16.163	92.9	1:36.515	7	24.273	99.7	45.008	110.4	14.989	97.3	1:24.270
2	25.008	98.7	45.827	107.6	15.791	97.0	1:26.626	8	23.840	107.6	43.935	110.4	15.007	94.7	1:22.782
3	24.337	105.9	44.250	112.2	15.132	97.9	1:23.719	9	24.508	98.7	43.644	113.4	14.792	98.3	1:22.944
4	24.033	99.4	46.558	104.4	15.685	97.9	1:26.276	10	23.676	105.3	44.998	113.9	15.237	99.5	1:23.911
5	23.682	105.8	44.916	111.8	14.896	97.4	1:23.494	11	23.860	105.9	44.298	113.0	15.041	96.9	1:23.199
6	24.468	97.1	46.282	113.0	15.326	98.2	1:26.076	12							

61 Andy Jarvis (B)								March 703							
lap	Sect-1	Speed	Sect-2	Speed	Sect-3	Speed	Laptime Pit	lap	Sect-1	Speed	Sect-2	Speed	Sect-3	Speed	Laptime Pit
1	28.934	84.7	48.332	100.3	16.539	88.7	1:33.805	7	23.810	107.8	44.585	106.5	14.483	95.5	1:22.878
2	25.440	100.7	45.096	111.7	15.507	92.4	1:26.043	8	23.458	106.6	43.132	111.1	14.571	96.3	1:21.161
3	24.666	100.7	47.160	110.2	16.742	91.2	1:28.568	9	23.912	100.9	43.388	110.4	14.484	95.9	1:21.784
4	25.128	104.8	44.946	110.4	15.144	96.2	1:25.218	10	23.161	108.8	44.488	109.5	15.407	95.6	1:23.056
5	24.909	80.5	51.601	78.1	16.077	94.6	1:32.587	11	23.354	110.0	42.785	109.5	14.699	95.1	1:20.838
6	23.722	104.1	44.187	108.6	14.667	95.4	1:22.576	12							

62 Geoff O'nion (B)								Techno							
lap	Sect-1	Speed	Sect-2	Speed	Sect-3	Speed	Laptime Pit	lap	Sect-1	Speed	Sect-2	Speed	Sect-3	Speed	Laptime Pit
1	29.323	83.7	50.442	108.6	16.716	91.0	1:36.481	6	25.038	101.8	46.617	111.3	15.657	93.9	1:27.312
2	25.685	101.8	46.173	111.1	15.758	92.0	1:27.616	7	25.056	101.8	46.658	109.8	15.520	92.4	1:27.234
3	25.871	98.0	47.196	109.5	16.204	91.6	1:29.271	8	24.697	104.1	46.539	109.5	15.714	93.6	1:26.950
4	25.431	101.6	47.014	108.4	15.929	92.1	1:28.374	9	25.009	103.8	51.367	90.9	In		1:45.909 P
5	25.018	100.9	46.981	109.1	16.154	92.0	1:28.153	10							

65 Peter Thompson (B)								Brabham BT21							
lap	Sect-1	Speed	Sect-2	Speed	Sect-3	Speed	Laptime Pit	lap	Sect-1	Speed	Sect-2	Speed	Sect-3	Speed	Laptime Pit
1	23.877	107.1	45.069	110.7	14.714	96.2	1:23.660	6	23.252	110.8	42.191	112.8	14.142	98.2	1:19.585
2	23.441	106.4	43.011	111.8	14.399	97.9	1:20.851	7	23.263	109.3	42.343	112.8	13.972	99.5	1:19.578
3	23.042	110.9	42.141	114.1	14.632	97.0	1:19.815	8	23.246	109.7	41.990	112.0	14.152	97.7	1:19.388
4	23.218	109.0	42.407	112.4	14.309	98.0	1:19.934	9	23.466	109.9	42.143	112.0	14.095	98.6	1:19.704
5	23.574	109.3	42.697	112.8	14.272	97.3	1:20.543	10							



Session Start: 12:04:55 - Finish: 12:20:02

Weather/Track Conditions: Cloud/Drying

Circuit: Donington Park National

Track Length: 3.185 Km - 1.9791 miles

Printed: 07-04-2018 - 12:30

Donington Park 'Season Opener' Historic Race Meeting - 7 - 8 Apr 2018

HSCC Historic Formula 3

Qualifying for Race 7 - Sector Analysis

69 Gregan Thruston (B)								Brabham BT21B							
Lap	Sect-1	Speed	Sect-2	Speed	Sect-3	Speed	Laptime Pit	Lap	Sect-1	Speed	Sect-2	Speed	Sect-3	Speed	Laptime Pit
1	29.668	86.8	48.870	111.8	15.386	96.5	1:33.924	7	23.674	106.3	44.122	114.3	15.078	96.7	1:22.874
2	24.478	99.3	45.047	114.7	17.524	90.0	1:27.049	8	23.550	107.3	43.810	114.3	14.620	95.5	1:21.980
3	30.229	86.8	46.934	113.0	15.642	97.6	1:32.805	9	23.794	95.6	44.472	114.7	14.639	98.0	1:22.905
4	24.665	101.8	44.852	113.0	15.226	95.6	1:24.743	10	23.132	106.9	44.376	114.5	14.342	98.2	1:21.850
5	23.946	104.1	45.704	113.0	14.872	97.9	1:24.522	11	23.225	107.9	43.678	114.3	14.518	96.3	1:21.421
6	23.743	100.3	43.923	114.1	14.578	96.9	1:22.244	12							

88 Michael Scott (B)								Brabham BT28							
Lap	Sect-1	Speed	Sect-2	Speed	Sect-3	Speed	Laptime Pit	Lap	Sect-1	Speed	Sect-2	Speed	Sect-3	Speed	Laptime Pit
1	30.083	84.0	48.175	98.6	16.132	93.4	1:34.390	7	23.314	103.2	42.682	114.7	14.216	98.3	1:20.212
2	25.171	96.3	44.532	113.0	15.294	96.3	1:24.997	8	23.255	102.4	42.613	113.4	14.528	97.3	1:20.396
3	24.248	103.3	43.163	117.3	15.678	99.9	1:23.089	9	23.471	105.3	42.821	114.1	14.264	100.3	1:20.556
4	23.970	95.5	45.242	113.9	14.557	97.7	1:23.769	10	23.508	99.4	42.568	113.4	13.979	101.7	1:20.055
5	24.382	95.5	43.324	115.3	15.042	95.9	1:22.748	11	23.064	104.3	42.446	114.5	14.247	99.2	1:19.757
6	23.817	99.6	43.396	112.4	14.699	97.3	1:21.912	12							

96 Keith Messer (B)								Vesey Ford							
Lap	Sect-1	Speed	Sect-2	Speed	Sect-3	Speed	Laptime Pit	Lap	Sect-1	Speed	Sect-2	Speed	Sect-3	Speed	Laptime Pit
1	28.875	85.2	48.377	109.1	16.154	94.3	1:33.406	7	23.582	108.1	43.529	114.7	14.940	95.2	1:22.051
2	25.182	94.8	45.690	109.3	16.995	83.4	1:27.867	8	23.537	110.0	42.682	113.4	14.741	97.2	1:20.960
3	25.945	96.3	44.255	112.6	15.217	96.9	1:25.417	9	23.074	106.3	42.849	113.7	14.783	96.5	1:20.706
4	23.680	107.1	43.144	114.5	15.020	97.0	1:21.844	10	23.106	111.1	42.306	113.7	14.661	98.2	1:20.073
5	23.712	105.1	43.243	113.7	15.075	96.9	1:22.030	11	23.072	110.8	42.171	113.9	14.507	98.7	1:19.750
6	24.221	99.7	42.900	114.3	15.030	97.0	1:22.151	12							



Session Start: 12:04:55 - Finish: 12:20:02

Weather/Track Conditions: Cloud/Drying

Circuit: Donington Park National

Track Length: 3.185 Km - 1.9791 miles

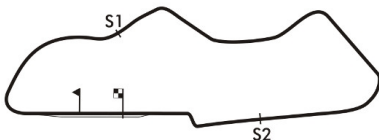
Printed: 07-04-2018 - 12:30

Donington Park 'Season Opener' Historic Race Meeting - 7 - 8 Apr 2018

HSCC Historic Formula 3

Qualifying for Race 7 - Best Sector Times

	SECTOR 1			SECTOR 2			SECTOR 3			IDEAL / BEST LAP COMPARISON					
	NO	TIME	LAP	NO	TIME	LAP	NO	TIME	LAP	NO	NAME	BEST	IN	IDEAL	DIFF
1	1	22.055	9	25	40.220	8	25	13.236	12	25	Andrew Hbberd	1:15.672	12	1:15.511	+0.161
2	25	22.055	12	1	40.468	9	1	13.326	10	1	Jon Milicevic	1:15.920	9	1:15.849	+0.071
3	11	22.429	12	11	41.046	12	11	13.938	11	11	Ian Bankhurst	1:18.274	10	1:17.413	+0.861
4	7	22.947	9	65	41.990	8	65	13.972	7	22	Simon Armer	1:18.932	12		+
5	65	23.042	3	7	41.994	9	88	13.979	10	65	Peter Thompson	1:19.388	8	1:19.004	+0.384
6	88	23.064	11	96	42.171	11	69	14.342	10	7	Steve Jones	1:19.465	9	1:19.449	+0.016
7	96	23.072	11	88	42.446	11	61	14.483	7	96	Keith Messer	1:19.750	11	1:19.750	+0.000
8	69	23.132	10	61	42.785	11	96	14.507	11	88	Michael Scott	1:19.757	11	1:19.489	+0.268
9	61	23.161	10	26	42.998	7	7	14.508	8	61	Andy Jarvis	1:20.838	11	1:20.429	+0.409
10	26	23.310	6	44	43.644	9	34	14.622	6	26	Steve Seaman	1:21.200	6	1:20.937	+0.263
11	44	23.676	10	69	43.678	11	26	14.629	5	69	Gregan Thruston	1:21.421	11	1:21.152	+0.269
12	6	23.758	11	34	43.827	7	16	14.667	7	34	Jim Blockley	1:22.467	7	1:22.241	+0.226
13	34	23.792	7	6	43.960	10	6	14.695	11	6	Leif Bosson	1:22.610	11	1:22.413	+0.197
14	16	23.812	7	2	44.284	10	44	14.792	9	44	Peter Hamilton	1:22.782	8	1:22.112	+0.670
15	2	24.057	11	16	44.670	11	2	14.805	7	16	Mark Linstone	1:23.387	7	1:23.149	+0.238
16	62	24.697	8	62	46.173	2	62	15.520	7	2	Barry Sew ell	1:23.432	10	1:23.146	+0.286
17	22			22			22			62	Geoff O'nion	1:26.950	8	1:26.390	+0.560



Session Start: 12:04:55 - Finish: 12:20:02

Weather/Track Conditions: Cloud/Drying

Circuit: Donington Park National

Track Length: 3.185 Km - 1.9791 miles

Printed: 07-04-2018 - 12:31

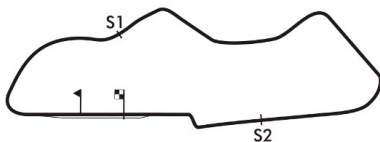


Donington Park 'Season Opener' Historic Race Meeting - 7 - 8 Apr 2018

HSCC Historic Formula 3

Qualifying for Race 7 - Best Sector Speeds

	NO	SECTOR 1	MPH	NO	SECTOR 2	MPH	NO	SECTOR 3	MPH
1	1	Jon Milicevic	119.1	1	Jon Milicevic	119.2	1	Jon Milicevic	104.2
2	25	Andrew Hbberd	118.1	25	Andrew Hbberd	119.0	25	Andrew Hbberd	104.2
3	7	Steve Jones	112.8	11	Ian Bankhurst	118.1	88	Michael Scott	101.7
4	96	Keith Messer	111.1	88	Michael Scott	117.3	11	Ian Bankhurst	101.3
5	65	Peter Thompson	110.9	7	Steve Jones	116.5	44	Peter Hamilton	99.5
6	34	Jim Blockley	110.4	26	Steve Seaman	116.3	65	Peter Thompson	99.5
7	61	Andy Jarvis	110.0	6	Leif Bosson	115.9	7	Steve Jones	98.9
8	26	Steve Seaman	109.0	69	Gregan Thruston	114.7	96	Keith Messer	98.7
9	11	Ian Bankhurst	108.6	96	Keith Messer	114.7	26	Steve Seaman	98.3
10	69	Gregan Thruston	107.9	65	Peter Thompson	114.1	69	Gregan Thruston	98.2
11	44	Peter Hamilton	107.6	16	Mark Linstone	113.9	6	Leif Bosson	97.7
12	2	Barry Sew ell	105.9	44	Peter Hamilton	113.9	34	Jim Blockley	97.4
13	88	Michael Scott	105.3	2	Barry Sew ell	113.7	2	Barry Sew ell	97.0
14	6	Leif Bosson	104.6	34	Jim Blockley	113.2	16	Mark Linstone	96.9
15	62	Geoff O'nton	104.1	61	Andy Jarvis	111.7	61	Andy Jarvis	96.3
16	16	Mark Linstone	99.7	62	Geoff O'nton	111.3	62	Geoff O'nton	93.9
17	22	Simon Armer	0.0	22	Simon Armer	0.0	22	Simon Armer	0.0



Session Start: 12:04:55 - Finish: 12:20:02

Weather/Track Conditions: Cloud/Drying

Circuit: Donington Park National

Track Length: 3.185 Km - 1.9791 miles

Printed: 07-04-2018 - 12:29

Donington Park 'Season Opener' Historic Race Meeting - 7 - 8 Apr 2018

HSCC Historic Formula 3


Race 7 - Starting Grid

Sheet No:

Start Time : 17:40 - Heat Duration : 20 Minutes

9	17	62	Geoff O'nion			
8	15	16	Mark Linstone	16	2	Barry Sewell
7	13	6	Leif Bosson	14	44	Peter Hamilton
6	11	69	Gregan Thruston	12	34	Jim Blockley
5	9	61	Andy Jarvis	10	26	Steve Seaman
4	7	96	Keith Messer	8	88	Michael Scott
3	5	65	Peter Thompson	6	7	Steve Jones
2	3	11	Ian Bankhurst	4	22	Simon Armer
1	1	25	Andrew Hibberd	2	1	Jon Milicevic

ROW Pole Right



These results are provisional until the conclusion of any judicial and technical matters.

Circuit: Donington Park National
Track Length: 3.185 Km - 1.9791 miles

Clerk of the Course:

Timekeeper:

Issued at:

Nick Palmer



Printed : 07-04-2018 - 12:25

Results: www.mstworld.com . Live Timing: <https://live.timing.getraceresults.com/mst> . Email: timing@mstworld.com

Donington Park 'Season Opener' Historic Race Meeting - 7 - 8 Apr 2018

HSCC Historic Formula 3

Race 7 - Sector Analysis

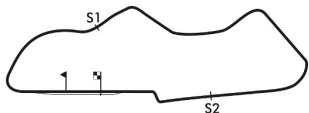
1 Jon Milicevic (B)								Brabham BT21B							
lap	Sect-1	Speed	Sect-2	Speed	Sect-3	Speed	Laptime Pit	lap	Sect-1	Speed	Sect-2	Speed	Sect-3	Speed	Laptime Pit
1		114.3	41.309	115.7	14.047	98.2	1:22.500	9	22.578	117.0	40.960	115.3	13.710	100.5	1:17.248
2	22.610	118.3	41.668	113.2	14.173	98.6	1:18.451	10	22.539	115.3	40.620	116.1	13.625	101.3	1:16.784
3	22.835	111.3	42.187	113.4	13.986	99.9	1:19.008	11	22.239	116.0	40.593	115.1	13.928	99.3	1:16.760
4	22.623	111.8	41.933	113.4	13.996	99.5	1:18.552	12	22.726	114.7	40.670	120.2	14.243	97.7	1:17.639
5	22.751	111.7	41.700	113.7	13.956	100.5	1:18.407	13	22.750	118.1	41.281	115.1	14.047	99.8	1:18.078
6	22.498	112.8	41.469	114.3	14.082	98.9	1:18.049	14	22.350	119.1	40.637	116.7	14.154	99.5	1:17.141
7	22.559	112.4	41.223	114.5	13.969	99.2	1:17.751	15	22.711	115.7	40.716	115.7	14.029	99.8	1:17.456
8	22.494	114.9	41.232	113.9	13.825	100.2	1:17.551	16	22.426	117.4	41.630	116.7	14.439	97.9	1:18.495

2 Barry Sewell (B)								Lotus 41							
lap	Sect-1	Speed	Sect-2	Speed	Sect-3	Speed	Laptime Pit	lap	Sect-1	Speed	Sect-2	Speed	Sect-3	Speed	Laptime Pit
1		99.6	48.079	104.7	16.411	91.0	1:39.031	9	24.062	108.1	43.897	109.3	15.413	93.9	1:23.372
2	24.830	98.8	47.778	104.2	16.602	92.1	1:29.210	10	26.025	88.9	45.101	108.3	15.122	94.3	1:26.248
3	24.926	97.3	47.312	107.4	16.252	93.5	1:28.490	11	24.211	102.4	44.360	109.0	15.233	94.8	1:23.804
4	24.734	102.9	45.401	108.3	15.667	94.6	1:25.802	12	24.248	106.8	44.546	108.1	15.204	93.5	1:23.998
5	24.520	108.1	44.220	109.5	15.778	90.6	1:24.518	13	24.216	106.9	44.028	106.7	15.256	93.3	1:23.500
6	24.670	106.9	44.339	108.8	15.210	93.9	1:24.219	14	24.420	105.3	43.520	108.6	14.973	90.5	1:22.913
7	24.430	106.6	44.466	108.4	15.342	94.2	1:24.238	15	24.169	105.6	43.613	109.0	14.907	92.7	1:22.689
8	23.970	104.3	44.130	109.1	15.097	95.2	1:23.197	16							

6 Leif Bosson (B)								Brabham BT28							
lap	Sect-1	Speed	Sect-2	Speed	Sect-3	Speed	Laptime Pit	lap	Sect-1	Speed	Sect-2	Speed	Sect-3	Speed	Laptime Pit
1		78.9	46.033	112.6	15.598	94.4	1:32.344	9	23.446	108.1	43.977	113.9	15.152	94.6	1:22.575
2	24.826	91.5	46.394	108.6	15.042	96.6	1:26.262	10	24.058	107.3	43.735	113.5	15.499	94.4	1:23.292
3	23.843	104.6	44.744	110.6	14.856	96.1	1:23.443	11	23.291	113.1	43.678	111.7	14.549	96.5	1:21.518
4	24.067	105.8	44.010	112.0	14.799	97.0	1:22.876	12	23.600	109.9	44.815	111.3	14.951	95.4	1:23.366
5	23.539	106.6	43.589	113.0	14.671	96.9	1:21.799	13	23.750	111.7	43.190	111.3	14.745	95.5	1:21.685
6	23.432	108.3	43.256	116.1	15.512	91.9	1:22.200	14	23.443	109.2	43.286	110.6	14.593	96.6	1:21.322
7	23.675	105.3	43.497	115.1	15.448	95.0	1:22.620	15	23.517	110.6	43.081	110.7	15.254	93.1	1:21.852
8	23.435	109.9	44.153	110.7	15.295	96.1	1:22.883	16							

7 Steve Jones (B)								Brabham BT28							
lap	Sect-1	Speed	Sect-2	Speed	Sect-3	Speed	Laptime Pit	lap	Sect-1	Speed	Sect-2	Speed	Sect-3	Speed	Laptime Pit
1		97.6	44.430	112.4	15.463	95.4	1:29.519	9	23.146	116.0	42.821	111.5	14.962	96.6	1:20.929
2	23.804	105.3	58.484	98.3	16.665	93.6	1:38.953	10	23.193	109.2	42.855	112.4	14.908	95.4	1:20.956
3	24.209	103.8	44.988	109.8	15.215	95.2	1:24.412	11	23.128	112.0	42.286	112.4	14.785	96.9	1:20.199
4	23.887	106.1	44.703	109.8	15.384	96.1	1:23.974	12	23.111	110.0	43.316	105.9	15.995	94.4	1:22.422
5	23.603	107.4	43.847	111.5	15.014	96.1	1:22.464	13	23.410	111.1	42.541	115.3	14.732	98.6	1:20.683
6	23.237	111.8	43.013	111.5	14.992	96.7	1:21.242	14	23.771	112.0	42.300	112.6	15.169	99.0	1:21.240
7	23.732	113.7	42.879	111.5	15.006	95.8	1:21.617	15	23.243	109.3	43.712	115.3	16.065	93.3	1:23.020
8	23.235	113.1	42.621	111.3	15.229	96.2	1:21.085	16							

11 Ian Bankhurst (B)								Alexis Mk8							
lap	Sect-1	Speed	Sect-2	Speed	Sect-3	Speed	Laptime Pit	lap	Sect-1	Speed	Sect-2	Speed	Sect-3	Speed	Laptime Pit
1		103.5	42.823	111.7	14.425	96.7	1:25.084	9	22.726	106.4	42.616	113.5	14.304	97.9	1:19.646
2	22.901	105.6	44.282	109.1	14.864	97.0	1:22.047	10	23.169	107.4	42.126	113.7	14.381	97.6	1:19.676
3	23.195	106.4	42.751	110.9	14.488	97.3	1:20.434	11	22.862	106.4	42.064	113.5	14.373	98.3	1:19.299
4	23.232	105.6	41.933	113.4	14.382	98.2	1:19.547	12	23.605	100.2	42.397	111.7	14.706	96.5	1:20.708
5	22.920	106.1	42.009	112.8	14.303	98.2	1:19.232	13	23.433	101.3	42.397	111.3	14.500	96.7	1:20.330
6	23.018	105.8	42.182	113.2	14.268	97.2	1:19.468	14	23.409	97.7	42.821	111.7	14.513	96.2	1:20.743
7	22.872	106.3	42.426	112.8	14.250	97.6	1:19.548	15	23.422	100.7	42.497	112.0	14.405	98.0	1:20.324
8	23.122	104.3				99.5	1:21.634	16	23.204	99.6	42.555	112.8	14.249	97.0	1:20.008



Session Start: 17:36:08 - Finish: 17:56:57

Weather/Track Conditions: Cloud/Dry

Circuit: Donington Park National

Track Length: 3.185 Km - 1.9791 miles

Printed: 07-04-2018 - 17:58

Donington Park 'Season Opener' Historic Race Meeting - 7 - 8 Apr 2018

HSCC Historic Formula 3

Race 7 - Sector Analysis

16 Mark Linstone (B)							Brabham BT21										
lap	Sect-1	Speed	Sect-2	Speed	Sect-3	Speed	Laptime	Pit	lap	Sect-1	Speed	Sect-2	Speed	Sect-3	Speed	Laptime	Pit
1		93.5	44.408	113.0	15.080	97.7	1:30.039		9	23.546	100.4	44.961	113.2	14.971	98.3	1:23.478	
2	23.872	102.3	47.296	106.2	15.820	94.3	1:26.988		10	23.626	98.0	43.788	111.7	14.710	96.1	1:22.124	
3	23.434	102.6	44.189	113.7	15.057	97.6	1:22.680		11	23.751	99.4	43.136	114.1	14.842	97.2	1:21.729	
4	23.487	103.2	44.142	111.1	14.658	96.1	1:22.287		12	23.899	103.7	43.958	113.5	14.884	91.4	1:22.741	
5	23.504	99.3	44.725	111.3	14.576	96.1	1:22.805		13	24.007	104.3	42.741	112.4	14.340	97.0	1:21.088	
6	23.688	99.6	44.036	112.2	14.647	96.1	1:22.371		14	23.191	103.7	43.004	113.4	14.792	95.6	1:20.987	
7	23.773	101.3	44.289	110.9	14.626	95.9	1:22.688		15	23.338	99.3	43.295	110.7	14.561	96.2	1:21.194	
8	23.695	98.8	43.944	111.1	14.873	95.8	1:22.512		16	23.001	103.2	43.715	113.4	14.662	95.8	1:21.378	

22 Simon Armer (B)							March 703										
lap	Sect-1	Speed	Sect-2	Speed	Sect-3	Speed	Laptime	Pit	lap	Sect-1	Speed	Sect-2	Speed	Sect-3	Speed	Laptime	Pit
1		106.3	42.942	111.5	14.864	93.6	1:25.885		9	23.153	117.4	42.604	111.1	14.581	95.5	1:20.338	
2	23.280	115.1	43.637	106.5	14.823	96.5	1:21.740		10	23.208	116.6	41.970	110.7	14.382	96.5	1:19.560	
3	23.004	114.7	43.199	108.4	14.789	96.2	1:20.992		11	23.030	116.8	52.140	107.6	14.484	94.3	1:29.654	
4	22.983	116.2	41.962	110.6	14.573	95.5	1:19.518		12	23.616	113.7	42.330	107.7	14.896	93.1	1:20.842	
5	23.160	115.8	41.785	111.3	14.308	95.2	1:19.253		13	23.788	113.7	42.714	106.9	14.622	95.2	1:21.124	
6	23.113	117.0	41.777	111.7	14.460	95.2	1:19.350		14	24.101	112.4	42.762	106.7	14.782	94.0	1:21.645	
7	23.287	116.6	41.810	110.0	14.944	96.2	1:20.041		15	24.415	114.1	42.821	106.7	14.656	94.0	1:21.892	
8	23.167	114.5	42.930	110.6	14.505	98.4	1:20.602		16	24.148	112.0	42.661	106.9	14.886	92.5	1:21.695	

25 Andrew Hibberd (B)							Brabham BT18										
lap	Sect-1	Speed	Sect-2	Speed	Sect-3	Speed	Laptime	Pit	lap	Sect-1	Speed	Sect-2	Speed	Sect-3	Speed	Laptime	Pit
1		115.7	41.591	112.8	14.177	101.7	1:22.633		9	22.207	118.3	40.658	116.3	13.571	101.6	1:16.436	
2	22.797	112.2	41.424	115.7	14.164	101.6	1:18.385		10	22.070	117.2	40.467	116.9	13.567	101.4	1:16.104	
3	22.559	118.9	50.140	113.0	14.211	101.6	1:26.910		11	21.873	120.4	40.290	118.5	13.696	103.1	1:15.859	
4	22.314	116.4	41.332	113.7	14.047	99.8	1:17.693		12	22.288	117.0	40.769	115.5	14.445	98.2	1:17.502	
5	22.478	118.9	41.100	114.7	13.810	101.4	1:17.388		13	22.887	115.5	41.102	117.3	14.073	100.5	1:18.062	
6	22.346	120.4	40.480	115.5	13.739	100.2	1:16.565		14	22.520	115.8	40.507	115.1	14.226	102.3	1:17.253	
7	22.143	119.7	40.398	115.7	13.638	100.0	1:16.179		15	22.750	112.2	40.555	116.1	14.052	101.1	1:17.357	
8	22.270	119.5	41.194	115.7	13.703	100.8	1:17.167		16	22.578	111.8	41.387	117.1	14.493	98.7	1:18.458	

26 Steve Seaman (B)							Brabham BT21										
lap	Sect-1	Speed	Sect-2	Speed	Sect-3	Speed	Laptime	Pit	lap	Sect-1	Speed	Sect-2	Speed	Sect-3	Speed	Laptime	Pit
1		98.7	43.972	117.3	14.715	100.5	1:27.939		7	23.105	111.7	41.431	114.5	14.376	100.3	1:18.912	
2	22.886	99.3	42.794	116.5	15.402	99.5	1:21.082		8	22.629	112.4	43.344	112.8	14.447	99.0	1:20.420	
3	23.053	110.8	42.654	115.3	15.425	98.9	1:21.132		9	22.660	114.5	42.018	114.3	14.393	99.5	1:19.071	
4	22.836	110.4	41.924	116.5	14.680	99.6	1:19.440		10	22.847	116.2	41.549	113.5	14.542	99.0	1:18.938	
5	22.597	115.7	41.891	118.1	14.682	100.2	1:19.170		11	22.950	112.2	42.019	113.4	14.384	98.3	1:19.353	
6	22.733	115.5	41.490	118.3	14.217	101.4	1:18.440		12								

34 Jim Blockley (B)							Brabham BT21B-16										
lap	Sect-1	Speed	Sect-2	Speed	Sect-3	Speed	Laptime	Pit	lap	Sect-1	Speed	Sect-2	Speed	Sect-3	Speed	Laptime	Pit
1		96.0	45.479	110.2	15.274	93.6	1:31.038		9	23.580	109.7	44.604	108.3	14.932	92.0	1:23.116	
2	23.775	106.6	46.118	102.2	15.234	94.0	1:25.127		10	24.258	109.7	44.697	106.2	15.247	92.9	1:24.202	
3	23.703	109.5	44.476	106.7	15.016	93.1	1:23.195		11	24.022	115.3	43.612	111.7	14.759	95.5	1:22.393	
4	24.293	106.3	44.217	109.8	14.949	92.0	1:23.459		12	24.099	107.4	44.980	106.5	14.934	93.8	1:24.013	
5	23.749	112.8	43.817	113.2	14.742	95.4	1:22.308		13	23.585	113.1	42.848	110.6	14.551	93.8	1:20.984	
6	24.115	113.1	43.733	110.7	15.262	92.4	1:23.110		14	23.564	114.7	43.094	110.0	14.439	97.6	1:21.097	
7	23.741	111.3	43.702	110.0	14.706	92.7	1:22.149		15	23.625	115.1	42.869	110.9	21.291	57.2	1:27.785	
8	23.823	113.9	43.763	110.9	14.627	96.6	1:22.213		16								



Session Start: 17:36:08 - Finish: 17:56:57

Weather/Track Conditions: Cloud/Dry

Circuit: Donington Park National

Track Length: 3.185 Km - 1.9791 miles

Printed: 07-04-2018 - 17:58

Donington Park 'Season Opener' Historic Race Meeting - 7 - 8 Apr 2018

HSCC Historic Formula 3

Race 7 - Sector Analysis

44 Peter Hamilton (B)							Tecno										
lap	Sect-1	Speed	Sect-2	Speed	Sect-3	Speed	Laptime	Pit	lap	Sect-1	Speed	Sect-2	Speed	Sect-3	Speed	Laptime	Pit
1		85.1	46.529	110.9	15.122	96.9	1:32.880		9	23.491	108.6	42.792	111.5	15.138	96.7	1:21.421	
2	24.828	88.9	47.216	106.2	15.344	94.3	1:27.388		10	23.982	108.5	43.946	110.7	15.064	98.0	1:22.992	
3	23.910	107.8	46.488	106.2	14.773	96.7	1:25.171		11	24.014	113.7	43.267	111.1	14.720	99.5	1:22.001	
4	23.412	109.2	44.288	109.7	15.102	96.5	1:22.802		12	23.576	114.3	45.649	107.6	14.943	93.1	1:24.168	
5	24.039	106.6	44.113	111.5	14.786	97.3	1:22.938		13	24.187	115.7	42.617	112.0	14.609	96.5	1:21.413	
6	23.579	109.0	42.805	112.6	14.776	96.9	1:21.160		14	23.215	114.7	43.196	110.9	14.889	96.6	1:21.300	
7	23.810	107.1	43.381	110.2	14.902	95.4	1:22.093		15	23.347	113.1	43.882	112.0	16.611	87.3	1:23.840	
8	23.546	108.6	43.441	109.8	14.623	96.7	1:21.610		16								

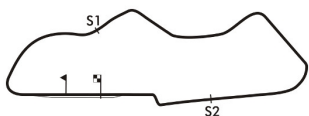
61 Andy Jarvis (B)							March 703										
lap	Sect-1	Speed	Sect-2	Speed	Sect-3	Speed	Laptime	Pit	lap	Sect-1	Speed	Sect-2	Speed	Sect-3	Speed	Laptime	Pit
1		84.4	46.440	108.3	15.087	93.4	1:32.427		9	23.409	114.1	44.232	107.4	15.581	91.9	1:23.222	
2	24.762	90.0	47.708	101.3	15.985	92.2	1:28.455		10	23.325	112.8	43.038	110.0	14.616	96.1	1:20.979	
3	23.769	108.6	46.156	107.4	15.279	93.5	1:25.204		11	23.252	110.0	42.971	106.4	14.733	93.8	1:20.956	
4	23.872	108.5	43.413	110.0	15.032	96.6	1:22.317		12	23.990	111.8	43.930	106.5	15.217	91.7	1:23.137	
5	23.474	107.1	43.640	106.5	14.710	94.6	1:21.824		13	23.611	114.9	42.010	106.9	14.359	94.6	1:19.980	
6	23.643	110.9	42.994	107.2	14.290	95.1	1:20.927		14	23.635	113.5	43.520	104.1	15.999	90.9	1:23.154	
7	23.555	111.7	42.386	109.5	14.556	94.4	1:20.497		15	23.361	112.0	42.562	109.1	14.619	95.9	1:20.542	
8	23.712	112.6	43.791	107.4	14.850	93.0	1:22.353		16	23.038	113.1	42.973	105.7	14.403	93.8	1:20.414	

62 Geoff O'nion (B)							Techno										
lap	Sect-1	Speed	Sect-2	Speed	Sect-3	Speed	Laptime	Pit	lap	Sect-1	Speed	Sect-2	Speed	Sect-3	Speed	Laptime	Pit
1		93.4	48.136	94.7	17.851	85.4	10:37.593		5	28.349	98.7	49.207	106.2	16.055	91.4	1:33.611	
2	27.122	91.8	50.284	106.2	16.856	89.3	1:34.262		6	25.134	104.8	46.668	105.7	16.377	90.5	1:28.179	
3	26.098	98.7	48.732	104.9	16.376	89.9	1:31.206		7	25.079	102.0	48.476	103.4	16.122	90.6	1:29.677	
4	26.206	97.7	48.321	105.0	16.624	89.1	1:31.151		8	25.485	100.3	48.368	104.1	16.478	89.5	1:30.331	

65 Peter Thompson (B)							Brabham BT21										
lap	Sect-1	Speed	Sect-2	Speed	Sect-3	Speed	Laptime	Pit	lap	Sect-1	Speed	Sect-2	Speed	Sect-3	Speed	Laptime	Pit
1		102.4	42.817	111.3	14.475	96.7	1:26.224		5	23.202	108.6	41.967	112.4	14.063	98.9	1:19.232	
2	23.241	110.6	43.944	107.0	14.805	97.2	1:21.990		6	22.950	114.5	42.289	110.7	14.511	98.4	1:19.750	
3	23.187	111.3	43.086	110.7	14.516	98.4	1:20.789		7	22.993	109.3	41.908	111.8	14.398	97.9	1:19.299	
4	23.097	110.9	42.198	111.8	14.306	95.9	1:19.601		8	23.348	110.2	51.718	53.0	In		1:45.062	P

88 Michael Scott (B)							Brabham BT28										
lap	Sect-1	Speed	Sect-2	Speed	Sect-3	Speed	Laptime	Pit	lap	Sect-1	Speed	Sect-2	Speed	Sect-3	Speed	Laptime	Pit
1		98.1	44.303	114.5	14.397	99.3	1:27.468		5	23.027	105.8	42.506	114.1	14.185	99.8	1:19.718	
2	23.174	104.3	42.930	103.9	15.816	100.2	1:21.920		6	22.960	107.4	42.187	114.7	14.246	99.2	1:19.393	
3	23.748	104.6	43.175	114.7	14.632	100.9	1:21.555		7	23.260	104.5	42.416	113.2	14.469	96.7	1:20.145	
4	23.410	104.6	43.712	113.7	14.286	99.8	1:21.408		8	23.420	105.1	43.039	113.0	14.274	96.9	1:20.733	

96 Keith Messer (B)							Vesey Ford										
lap	Sect-1	Speed	Sect-2	Speed	Sect-3	Speed	Laptime	Pit	lap	Sect-1	Speed	Sect-2	Speed	Sect-3	Speed	Laptime	Pit
1		95.4	44.342	112.8	15.451	96.9	1:29.833		9	23.761	104.8	43.237	110.0	16.274	93.6	1:23.272	
2	24.330	97.8	46.156	105.7	15.169	95.0	1:25.655		10	23.749	107.4	43.014	110.7	15.078	94.7	1:21.841	
3	23.768	99.4	43.868	109.3	15.311	94.8	1:22.947		11	23.587	105.4	43.123	111.5	15.318	97.3	1:22.028	
4	23.616	104.9	43.103	110.0	15.005	94.2	1:21.724		12	26.532	100.4	43.614	109.5	15.181	93.3	1:25.327	
5	23.440	105.3	43.397	109.0	14.984	95.8	1:21.821		13	23.408	108.1	42.820	109.3	14.918	95.2	1:21.146	
6	23.281	106.3	43.753	110.0	14.921	95.2	1:21.955		14	23.501	99.0	46.070	108.8	15.054	95.1	1:24.625	
7	23.364	105.8	42.828	110.6	14.991	93.6	1:21.183		15	23.721	102.4	42.602	111.8	14.752	97.7	1:21.075	
8	23.536	111.3	43.097	109.5	15.409	93.8	1:22.042		16	23.241	106.9	43.162	113.9	14.727	95.9	1:21.130	



Session Start: 17:36:08 - Finish: 17:56:57

Weather/Track Conditions: Cloud/Dry

Circuit: Donington Park National

Track Length: 3.185 Km - 1.9791 miles

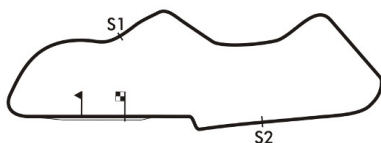
Printed: 07-04-2018 - 17:58

Donington Park 'Season Opener' Historic Race Meeting - 7 - 8 Apr 2018

HSCC Historic Formula 3

Race 7 - Best Sector Times

	SECTOR 1			SECTOR 2			SECTOR 3			IDEAL / BEST LAP COMPARISON					
	NO	TIME	LAP	NO	TIME	LAP	NO	TIME	LAP	NO	NAME	BEST	IN	IDEAL	DIFF
1	25	21.873	11	25	40.290	11	25	13.567	10	25	Andrew Hbberd	1:15.859	11	1:15.730	+0.129
2	1	22.239	11	1	40.593	11	1	13.625	10	1	Jon Milicevic	1:16.760	11	1:16.457	+0.303
3	26	22.597	5	26	41.431	7	65	14.063	5	11	Ian Bankhurst	1:19.232	5	1:18.908	+0.324
4	11	22.726	9	22	41.777	6	88	14.185	5	22	Simon Armer	1:19.253	5	1:19.068	+0.185
5	65	22.950	6	65	41.908	7	26	14.217	6	61	Andy Jarvis	1:19.980	13	1:19.338	+0.642
6	88	22.960	6	11	41.933	4	11	14.249	16	7	Steve Jones	1:20.199	11	1:20.129	+0.070
7	22	22.983	4	61	42.010	13	61	14.290	6	34	Jim Blockley	1:20.984	13	1:20.851	+0.133
8	16	23.001	16	88	42.187	6	22	14.308	5	16	Mark Linstone	1:20.987	14	1:20.082	+0.905
9	61	23.038	16	7	42.286	11	16	14.340	13	96	Keith Messer	1:21.075	15	1:20.570	+0.505
10	7	23.111	12	96	42.602	15	34	14.439	14	44	Peter Hamilton	1:21.160	6	1:20.441	+0.719
11	44	23.215	14	44	42.617	13	6	14.549	11	6	Leif Bosson	1:21.322	14	1:20.921	+0.401
12	96	23.241	16	16	42.741	13	44	14.609	13	2	Barry Sew ell	1:22.689	15	1:22.397	+0.292
13	6	23.291	11	34	42.848	13	96	14.727	16	26	Steve Seaman	1:18.440	6	1:18.245	+0.195
14	34	23.564	14	6	43.081	15	7	14.732	13	65	Peter Thompson	1:19.232	5	1:18.921	+0.311
15	2	23.970	8	2	43.520	14	2	14.907	15	88	Michael Scott	1:19.393	6	1:19.332	+0.061
16	62	25.079	7	62	46.668	6	62	16.055	5	62	Geoff O'nion	1:28.179	6	1:27.802	+0.377



Session Start: 17:36:08 - Finish: 17:56:57

Weather/Track Conditions: Cloud/Dry

Circuit: Donington Park National

Track Length: 3.185 Km - 1.9791 miles

Printed: 07-04-2018 - 18:00

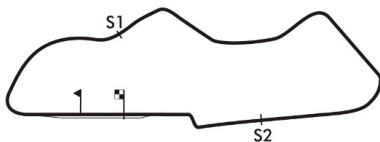


Donington Park 'Season Opener' Historic Race Meeting - 7 - 8 Apr 2018

HSCC Historic Formula 3

Race 7 - Best Sector Speeds

	NO	SECTOR 1	MPH	NO	SECTOR 2	MPH	NO	SECTOR 3	MPH
1	25	Andrew Hbberd	120.4	1	Jon Milicevic	120.2	25	Andrew Hbberd	103.1
2	1	Jon Milicevic	119.1	25	Andrew Hbberd	118.5	26	Steve Seaman	101.4
3	22	Simon Armer	117.4	26	Steve Seaman	118.3	1	Jon Milicevic	101.3
4	26	Steve Seaman	116.2	6	Leif Bosson	116.1	88	Michael Scott	100.9
5	7	Steve Jones	116.0	7	Steve Jones	115.3	11	Ian Bankhurst	99.5
6	44	Peter Hamilton	115.7	88	Michael Scott	114.7	44	Peter Hamilton	99.5
7	34	Jim Blockley	115.3	16	Mark Linstone	114.1	7	Steve Jones	99.0
8	61	Andy Jarvis	114.9	96	Keith Messer	113.9	65	Peter Thompson	98.9
9	65	Peter Thompson	114.5	11	Ian Bankhurst	113.7	22	Simon Armer	98.4
10	6	Leif Bosson	113.1	34	Jim Blockley	113.2	16	Mark Linstone	98.3
11	96	Keith Messer	111.3	44	Peter Hamilton	112.6	96	Keith Messer	97.7
12	2	Barry Sew ell	108.1	65	Peter Thompson	112.4	34	Jim Blockley	97.6
13	11	Ian Bankhurst	107.4	22	Simon Armer	111.7	6	Leif Bosson	97.0
14	88	Michael Scott	107.4	61	Andy Jarvis	110.0	61	Andy Jarvis	96.6
15	62	Geoff O'nion	104.8	2	Barry Sew ell	109.5	2	Barry Sew ell	95.2
16	16	Mark Linstone	104.3	62	Geoff O'nion	106.2	62	Geoff O'nion	91.4



Session Start: 17:36:08 - Finish: 17:56:57

Weather/Track Conditions: Cloud/Dry

Circuit: Donington Park National

Track Length: 3.185 Km - 1.9791 miles

Printed: 07-04-2018 - 18:00

Donington Park 'Season Opener' Historic Race Meeting - 7 - 8 Apr 2018

HSCC Historic Formula 3

Race 7 - Lap Chart

Lap 1			Lap 2			Lap 3			Lap 4			Lap 5			Lap 6		
NO	Behind	Laptime	NO	Behind	Laptime	NO	Behind	Laptime	NO	Behind	Laptime	NO	Behind	Laptime	NO	Behind	Laptime
1		1:22.500	1		1:18.451	1		1:19.008	1		1:18.552	1		1:18.407	1		1:18.049
25	0.133	1:22.633	25	0.067	1:18.385	11	7.606	1:20.434	25	7.110	1:17.693	25	6.091	1:17.388	25	4.607	1:16.565
11	2.584	1:25.084	11	6.180	1:22.047	25	7.969	1:26.910	11	8.601	1:19.547	11	9.426	1:19.232	11	10.845	1:19.468
22	3.385	1:25.885	22	6.674	1:21.740	22	8.658	1:20.992	22	9.624	1:19.518	22	10.470	1:19.253	22	11.771	1:19.350
65	3.724	1:26.224	65	7.263	1:21.990	65	9.044	1:20.789	65	10.093	1:19.601	65	10.918	1:19.232	26	12.236	1:18.440
88	4.968	1:27.468	26	8.070	1:21.082	26	10.194	1:21.132	26	11.082	1:19.440	26	11.845	1:19.170	65	12.619	1:19.750
26	5.439	1:27.939	88	8.437	1:21.920	88	10.984	1:21.555	88	13.840	1:21.408	88	15.151	1:19.718	88	16.495	1:19.393
7	7.019	1:29.519	96	14.537	1:25.655	96	18.476	1:22.947	96	21.648	1:21.724	96	25.062	1:21.821	96	28.968	1:21.955
96	7.333	1:29.833	34	15.214	1:25.127	34	19.401	1:23.195	16	23.483	1:22.287	16	27.881	1:22.805	16	32.203	1:22.371
16	7.539	1:30.039	16	16.076	1:26.988	16	19.748	1:22.680	34	24.308	1:23.459	34	28.209	1:22.308	34	33.270	1:23.110
34	8.538	1:31.038	6	17.655	1:26.262	6	22.090	1:23.443	6	26.414	1:22.876	6	29.806	1:21.799	6	33.957	1:22.200
6	9.844	1:32.344	44	19.317	1:27.388	44	25.480	1:25.171	44	29.730	1:22.802	61	33.309	1:21.824	61	36.187	1:20.927
61	9.927	1:32.427	61	19.931	1:28.455	61	26.127	1:25.204	61	29.892	1:22.317	44	34.261	1:22.938	44	37.372	1:21.160
44	10.380	1:32.880	2	27.290	1:29.210	7	32.925	1:24.412	7	38.347	1:23.974	7	42.404	1:22.464	7	45.597	1:21.242
2	16.531	1:39.031	7	27.521	1:38.953	2	36.772	1:28.490	2	44.022	1:25.802	2	50.133	1:24.518	2	56.303	1:24.219

Session Start: 17:36:08 - Finish: 17:56:57

Weather/Track Conditions: Cloud/Dry

Circuit: Donington Park National

Track Length: 3.185 Km - 1.9791 miles

Printed: 07-04-2018 - 18:00

Donington Park 'Season Opener' Historic Race Meeting - 7 - 8 Apr 2018

HSCC Historic Formula 3

Race 7 - Lap Chart

Lap 7			Lap 8			Lap 9			Lap 10			Lap 11			Lap 12		
NO	Behind	Laptime	NO	Behind	Laptime	NO	Behind	Laptime	NO	Behind	Laptime	NO	Behind	Laptime	NO	Behind	Laptime
1		1:17.751	1		1:17.551	1		1:17.248	1		1:16.784	1		1:16.760	1		1:17.639
25	3.035	1:16.179	25	2.651	1:17.167	25	1.839	1:16.436	25	1.159	1:16.104	25	0.258	1:15.859	25	0.121	1:17.502
11	12.642	1:19.548	62	7 LAPS	10:37.593	26	18.089	1:19.071	26	20.243	1:18.938	2	1 LAP	1:26.248	2	1 LAP	1:23.804
26	13.397	1:18.912	26	16.266	1:20.420	11	19.123	1:19.646	11	22.015	1:19.676	26	22.836	1:19.353	11	27.623	1:20.708
22	14.061	1:20.041	11	16.725	1:21.634	22	20.202	1:20.338	22	22.978	1:19.560	11	24.554	1:19.299	22	39.075	1:20.842
65	14.167	1:19.299	22	17.112	1:20.602	62	7 LAPS	1:34.262	62	7 LAPS	1:31.206	22	35.872	1:29.654	96	1:00.928	1:25.327
88	18.889	1:20.145	88	22.071	1:20.733	96	42.915	1:23.272	96	47.972	1:21.841	62	7 LAPS	1:31.151	61	1:03.598	1:23.137
96	32.400	1:21.183	96	36.891	1:22.042	34	48.198	1:23.116	16	53.671	1:22.124	96	53.240	1:22.028	16	1:03.742	1:22.741
16	37.140	1:22.688	65	41.678	1:45.062	16	48.331	1:23.478	61	53.904	1:20.979	61	58.100	1:20.956	6	1:06.478	1:23.366
34	37.668	1:22.149	16	42.101	1:22.512	6	49.485	1:22.575	34	55.616	1:24.202	16	58.640	1:21.729	34	1:07.623	1:24.013
6	38.826	1:22.620	34	42.330	1:22.213	61	49.709	1:23.222	6	55.993	1:23.292	6	1:00.751	1:21.518	44	1:07.924	1:24.168
61	38.933	1:20.497	61	43.735	1:22.353	44	49.946	1:21.421	44	56.154	1:22.992	34	1:01.249	1:22.393	7	1:09.072	1:22.422
44	41.714	1:22.093	6	44.158	1:22.883	7	56.678	1:20.929	7	1:00.850	1:20.956	44	1:01.395	1:22.001	62	7 LAPS	1:33.611
7	49.463	1:21.617	44	45.773	1:21.610	2	1:14.560	1:23.372				7	1:04.289	1:20.199			
2	1:02.790	1:24.238	7	52.997	1:21.085												
			2	1:08.436	1:23.197												

Session Start: 17:36:08 - Finish: 17:56:57

Weather/Track Conditions: Cloud/Dry

Circuit: Donington Park National

Track Length: 3.185 Km - 1.9791 miles

Printed: 07-04-2018 - 18:00

Donington Park 'Season Opener' Historic Race Meeting - 7 - 8 Apr 2018

HSCC Historic Formula 3

Race 7 - Lap Chart

Lap 13			Lap 14			Lap 15			Lap 16		
NO	Behind	Laptime	NO	Behind	Laptime	NO	Behind	Laptime	NO	Behind	Laptime
1		1:18.078	1		1:17.141	1		1:17.456	1		1:18.495
25	0.105	1:18.062	25	0.217	1:17.253	25	0.118	1:17.357	25	0.081	1:18.458
2	1 LAP	1:23.998	62	8 LAPS	1:28.179	62	8 LAPS	1:29.677	6	1 LAP	1:21.852
11	29.875	1:20.330	2	1 LAP	1:23.500	2	1 LAP	1:22.913	7	1 LAP	1:23.020
22	42.121	1:21.124	11	33.477	1:20.743	11	36.345	1:20.324	44	1 LAP	1:23.840
96	1:03.996	1:21.146	22	46.625	1:21.645	22	51.061	1:21.892	34	1 LAP	1:27.785
61	1:05.500	1:19.980	16	1:10.598	1:20.987	16	1:14.336	1:21.194	62	8 LAPS	1:30.331
16	1:06.752	1:21.088	96	1:11.480	1:24.625	61	1:14.599	1:20.542	2	1 LAP	1:22.689
6	1:10.085	1:21.685	61	1:11.513	1:23.154	96	1:15.099	1:21.075	11	37.858	1:20.008
34	1:10.529	1:20.984	6	1:14.266	1:21.322				22	54.261	1:21.695
44	1:11.259	1:21.413	34	1:14.485	1:21.097				61	1:16.518	1:20.414
7	1:11.677	1:20.683	44	1:15.418	1:21.300				16	1:17.219	1:21.378
			7	1:15.776	1:21.240				96	1:17.734	1:21.130

Session Start: 17:36:08 - Finish: 17:56:57

Weather/Track Conditions: Cloud/Dry

Circuit: Donington Park National

Track Length: 3.185 Km - 1.9791 miles

Printed: 07-04-2018 - 18:00

Donington Park 'Season Opener' Historic Race Meeting - 7 - 8 Apr 2018

HSCC Historic Formula 3

Race 11 - Starting Grid

Sheet No:

Start Time : 13:20 - Heat Duration : 20 Minutes

8	15 62 Geoff O'nion		
7	13 6 Leif Bosson		14 2 Barry Sewell
6	11 96 Keith Messer		12 44 Peter Hamilton
5	9 7 Steve Jones		10 16 Mark Linstone
4	7 88 Michael Scott		8 61 Andy Jarvis
3	5 65 Peter Thompson		6 22 Simon Armer
2	3 26 Steve Seaman		4 11 Ian Bankhurst
1	1 25 Andrew Hibberd		2 1 Jon Milicevic
ROW	Pole Right		

Car 34 withdrawn.

*Circuit: Donington Park National
Track Length: 3.185 Km - 1.9791 miles*

These results are provisional until the conclusion of any judicial and technical matters.

Clerk of the Course:

Timekeeper:

Issued at:

Nick Palmer



Printed : 08-04-2018 - 10:28

Donington Park 'Season Opener' Historic Race Meeting - 7 - 8 Apr 2018

HSCC Historic Formula 3

Race 11 - Sector Analysis

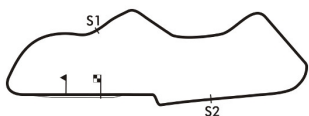
1 Jon Milicevic (B)								Brabham BT21B							
lap	Sect-1	Speed	Sect-2	Speed	Sect-3	Speed	Laptime Pit	lap	Sect-1	Speed	Sect-2	Speed	Sect-3	Speed	Laptime Pit
1		113.0	42.216	114.5	14.447	101.7	1:23.346	9	23.719	98.8	46.504	110.9	16.126	94.4	1:26.349
2	22.895	116.8	41.266	115.1	14.451	99.9	1:18.612	10	24.295	104.9	46.423	110.6	15.216	96.9	1:25.934
3	22.733	115.5	41.367	115.5	13.916	100.6	1:18.016	11	23.827	104.9	44.867	112.0	15.452	97.4	1:24.146
4	22.490	107.8	42.269	115.1	14.104	99.9	1:18.863	12	23.532	106.4	45.071	112.6	15.007	98.4	1:23.610
5	23.776	91.5	44.464	114.5	14.249	100.2	1:22.489	13	23.692	106.6	44.898	112.6	15.046	98.6	1:23.636
6	23.942	93.8	44.209	114.5	15.323	96.7	1:23.474	14	24.137	101.3	45.501	112.2	15.115	95.9	1:24.753
7	23.991	99.6	44.474	113.2	15.029	95.8	1:23.494	15	24.060	103.0	45.818	111.7	15.275	96.6	1:25.153
8	24.123	102.7	44.609	112.0	15.503	95.5	1:24.235	16							

2 Barry Sewell (B)								Lotus 41							
lap	Sect-1	Speed	Sect-2	Speed	Sect-3	Speed	Laptime Pit	lap	Sect-1	Speed	Sect-2	Speed	Sect-3	Speed	Laptime Pit
1		95.0	46.624	109.3	15.745	92.9	1:33.735	8	25.626	97.8	47.209	108.3	16.053	91.5	1:28.888
2	24.088	107.9	45.544	109.8	15.286	94.2	1:24.918	9	25.961	99.7	48.137	106.0	16.333	90.6	1:30.431
3	24.018	105.6	44.702	110.6	15.122	93.0	1:23.842	10	25.444	99.1	47.969	106.5	16.974	89.1	1:30.387
4	24.454	99.0	46.944	109.7	15.388	93.0	1:26.786	11	26.277	94.8	50.090	105.0	16.820	89.7	1:33.187
5	24.615	100.2	46.952	110.2	15.525	92.7	1:27.092	12	26.260	92.5	49.328	107.4	16.557	90.1	1:32.145
6	24.453	100.3	45.523	109.8	16.306	88.5	1:26.282	13	26.110	96.3	49.347	105.5	16.140	91.5	1:31.597
7	24.957	95.0	46.863	107.0	16.048	90.7	1:27.868	14	25.680	99.4	50.117	102.8	16.223	90.5	1:32.020

6 Leif Bosson (B)								Brabham BT28							
lap	Sect-1	Speed	Sect-2	Speed	Sect-3	Speed	Laptime Pit	lap	Sect-1	Speed	Sect-2	Speed	Sect-3	Speed	Laptime Pit
1		93.3	46.189	110.2	15.771	94.7	1:32.602	8	25.121	98.4	47.194	110.0	15.982	95.9	1:28.297
2	24.129	101.3	45.996	111.1	15.157	95.4	1:25.282	9	24.990	94.8	47.411	108.4	15.599	94.2	1:28.000
3	23.722	102.3	44.956	111.5	14.675	97.2	1:23.353	10	24.624	101.5	47.496	108.6	18.609	76.6	1:30.729
4	24.599	89.2	47.299	108.8	15.017	94.7	1:26.915	11	27.335	89.7	49.907	104.9	17.205	90.0	1:34.447
5	24.890	92.6	46.980	110.0	14.991	95.8	1:26.861	12	26.329	87.4	49.380	106.5	16.272	91.4	1:31.981
6	24.383	94.7	46.839	109.7	16.842	92.4	1:28.064	13	25.897	90.8	48.982	106.0	16.183	92.4	1:31.062
7	25.176	97.0	46.706	111.1	16.626	95.5	1:28.508	14	25.780	91.3	48.927	106.5	16.653	91.5	1:31.360

7 Steve Jones (B)								Brabham BT28							
lap	Sect-1	Speed	Sect-2	Speed	Sect-3	Speed	Laptime Pit	lap	Sect-1	Speed	Sect-2	Speed	Sect-3	Speed	Laptime Pit
1		92.9	45.259	113.2	15.044	96.9	1:30.525	9	24.405	101.8	47.279	109.5	15.961	94.7	1:27.645
2	23.804	103.8	44.300	113.2	15.311	95.8	1:23.415	10	24.743	103.0	47.429	109.0	16.643	94.3	1:28.815
3	23.367	109.3	44.674	113.9	15.030	97.0	1:23.071	11	25.299	99.4	48.166	98.6	17.694	91.5	1:31.159
4	23.325	109.0	46.104	112.4	15.276	95.8	1:24.705	12	25.431	102.9	47.554	109.8	16.803	93.4	1:29.788
5	24.719	89.4	47.492	112.2	15.354	95.5	1:27.565	13	25.356	102.6	47.413	110.9	17.038	92.7	1:29.807
6	24.729	93.0	47.209	111.1	15.513	95.5	1:27.451	14	25.171	102.3	47.120	108.6	16.879	94.0	1:29.170
7	24.671	92.9	46.101	111.1	16.442	93.3	1:27.214	15	25.927	93.4	49.284	103.9	16.694	93.9	1:31.905
8	24.716	100.4	46.998	110.2	15.867	94.7	1:27.581	16							

11 Ian Bankhurst (B)								Alexis Mk8							
lap	Sect-1	Speed	Sect-2	Speed	Sect-3	Speed	Laptime Pit	lap	Sect-1	Speed	Sect-2	Speed	Sect-3	Speed	Laptime Pit
1		101.5	42.864	116.1	15.080	98.9	1:25.766	9	24.458	99.3	46.253	112.6	15.070	96.6	1:25.781
2	22.955	107.4	42.345	115.3	14.426	100.0	1:19.726	10	25.409	89.0	47.514	109.3	15.300	95.8	1:28.223
3	22.979	109.3	42.619	116.5	14.486	100.0	1:20.084	11	24.938	96.0	47.674	107.2	15.846	94.0	1:28.458
4	23.126	110.9	47.744	112.8	14.775	97.2	1:25.645	12	24.560	97.7	47.215	106.2	15.402	94.8	1:27.177
5	23.652	99.7	44.575	112.6	15.575	96.9	1:23.802	13	24.893	97.4	47.815	107.4	15.538	95.4	1:28.246
6	23.944	102.7	44.024	114.5	15.148	98.3	1:23.116	14	25.334	96.9	48.105	109.1	15.767	94.4	1:29.206
7	23.796	103.8	44.224	114.1	14.847	98.0	1:22.867	15	25.210	95.1	47.611	108.8	15.422	86.8	1:28.243
8	24.256	100.2	45.137	114.5	15.633	97.2	1:25.026	16							



Session Start: 13:16:47 - Finish: 13:37:33

Weather/Track Conditions: Cloud/Dry

Circuit: Donington Park National

Track Length: 3.185 Km - 1.9791 miles

Printed: 08-04-2018 - 13:41

Donington Park 'Season Opener' Historic Race Meeting - 7 - 8 Apr 2018

HSCC Historic Formula 3

Race 11 - Sector Analysis

16 Mark Linstone (B)								Brabham BT21							
lap	Sect-1	Speed	Sect-2	Speed	Sect-3	Speed	Laptime Pit	lap	Sect-1	Speed	Sect-2	Speed	Sect-3	Speed	Laptime Pit
1		96.2	43.606	113.9	14.387	98.7	1:27.430	9	25.273	91.3	48.675	108.8	16.144	92.2	1:30.092
2	23.635	91.0	43.561	115.5	14.295	99.5	1:21.491	10	26.047	87.0	49.512	106.5	16.308	91.7	1:31.867
3	23.419	103.2	43.458	114.3	14.637	98.4	1:21.514	11	25.769	91.3	49.005	107.7	17.174	90.1	1:31.948
4	23.223	102.3	45.237	114.9	14.692	98.9	1:23.152	12	26.178	91.0	49.234	108.3	16.405	92.6	1:31.817
5	23.660	95.9	44.757	112.0	14.963	97.7	1:23.380	13	25.737	90.3	48.083	109.0	18.841	87.3	1:32.661
6	23.993	98.6	44.528	113.2	14.923	93.9	1:23.444	14	26.179	89.4	49.356	108.3	16.585	92.2	1:32.120
7	24.367	98.7	46.509	108.1	16.124	92.9	1:27.000	15	26.358	90.8	49.163	109.0	16.612	91.9	1:32.133
8	24.499	97.0	48.273	106.9	16.127	92.2	1:28.899	16							

22 Simon Armer (B)								March 703							
lap	Sect-1	Speed	Sect-2	Speed	Sect-3	Speed	Laptime Pit	lap	Sect-1	Speed	Sect-2	Speed	Sect-3	Speed	Laptime Pit
1								1							

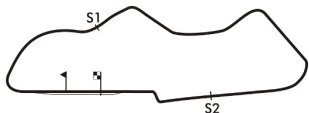
25 Andrew Hibberd (B)								Brabham BT18							
lap	Sect-1	Speed	Sect-2	Speed	Sect-3	Speed	Laptime Pit	lap	Sect-1	Speed	Sect-2	Speed	Sect-3	Speed	Laptime Pit
1		110.0	41.835	115.1	14.347	99.0	1:23.239	9	23.790	106.6	44.617	113.2	15.291	97.4	1:23.698
2	23.270	112.4	41.135	119.6	14.465	103.0	1:18.870	10	23.808	108.8	45.003	113.0	15.535	96.5	1:24.346
3	22.850	112.0	41.589	118.3	14.034	102.5	1:18.473	11	23.765	106.4	44.524	113.0	15.721	96.2	1:24.010
4	22.424	114.1	56.020	119.0	15.434	99.6	1:33.878	12	24.029	106.6	46.109	112.8	15.858	95.6	1:25.996
5	23.330	98.0	44.346	115.7	14.442	99.9	1:22.118	13	24.388	95.8	45.274	113.7	15.285	98.2	1:24.947
6	23.414	107.4	43.149	119.0	14.777	98.6	1:21.340	14	24.371	98.1	46.641	112.4	15.744	96.9	1:26.756
7	23.345	108.8	43.497	116.9	14.995	97.9	1:21.837	15	24.281	102.0	44.973	113.4	15.386	95.4	1:24.640
8	23.465	104.5	44.411	113.2	15.237	97.7	1:23.113	16							

26 Steve Seaman (B)								Brabham BT21							
lap	Sect-1	Speed	Sect-2	Speed	Sect-3	Speed	Laptime Pit	lap	Sect-1	Speed	Sect-2	Speed	Sect-3	Speed	Laptime Pit
1		106.6	43.009	116.5	14.855	98.6	1:25.288	3	23.110	113.5	42.348	114.9	14.819	100.2	1:20.277
2	23.049	113.7	42.092	114.7	14.529	100.0	1:19.670	4	23.080	112.2	11:51.200	68.0	In		12:42.734 P

44 Peter Hamilton (B)								Tecno							
lap	Sect-1	Speed	Sect-2	Speed	Sect-3	Speed	Laptime Pit	lap	Sect-1	Speed	Sect-2	Speed	Sect-3	Speed	Laptime Pit
1		91.8	44.176	114.5	14.806	98.3	1:28.913	9	24.975	101.8	48.952	104.9	16.219	93.6	1:30.146
2	23.723	99.0	45.331	109.5	14.729	97.3	1:23.783	10	26.956	90.7	49.364	106.4	16.810	91.7	1:33.130
3	23.431	106.4	43.786	110.4	14.758	97.2	1:21.975	11	26.151	94.8	48.168	105.9	16.987	92.1	1:31.306
4	23.399	104.3	44.914	110.6	14.924	97.3	1:23.237	12	25.852	96.9	48.081	107.4	16.454	93.4	1:30.387
5	23.851	101.5	44.485	110.6	14.959	96.6	1:23.295	13	25.221	99.3	47.280	107.4	16.458	93.9	1:28.959
6	23.659	105.9	43.814	110.7	14.704	97.3	1:22.177	14	25.514	95.1	48.290	110.4	16.860	94.3	1:30.664
7	23.921	103.3	44.387	109.3	16.233	93.8	1:24.541	15	26.013	92.6	49.331	110.0	16.775	92.5	1:32.119
8	24.618	98.6	54.787	103.3	15.552	93.5	1:34.957	16							

61 Andy Jarvis (B)								March 703							
lap	Sect-1	Speed	Sect-2	Speed	Sect-3	Speed	Laptime Pit	lap	Sect-1	Speed	Sect-2	Speed	Sect-3	Speed	Laptime Pit
1		108.3	43.111	112.2	14.955	97.2	1:26.624	3	26.162	90.5	48.984	102.6	16.563	91.1	1:31.709
2	17:41.927	82.9	52.681	93.8	17.293	89.8	18:51.901 P	4							

62 Geoff O'nion (B)								Techno							
lap	Sect-1	Speed	Sect-2	Speed	Sect-3	Speed	Laptime Pit	lap	Sect-1	Speed	Sect-2	Speed	Sect-3	Speed	Laptime Pit
1		94.2	48.092	108.6	16.077	90.7	1:35.135	8	24.977	104.9	46.664	107.6	15.878	90.7	1:27.519
2	24.625	106.1	46.157	109.5	15.611	93.6	1:26.393	9	24.932	104.5	47.408	106.7	15.795	91.5	1:28.135
3	24.362	111.5	44.988	109.1	15.140	93.0	1:24.490	10	25.215	104.9	48.079	106.5	In		3:07.728 P
4	24.395	107.6	46.393	109.7	15.402	92.9	1:26.190	11	Out	90.2	50.348	104.7	17.138	89.9	2:20.503 P
5	24.342	107.3	44.932	112.2	15.287	93.1	1:24.561	12	26.565	91.0	50.176	105.2	16.671	89.3	1:33.412
6	24.395	104.0	46.087	110.6	15.970	92.0	1:26.452	13	26.859	93.3	48.350	108.4	16.413	88.2	1:31.622
7	25.369	102.3	45.996	107.6	16.027	93.6	1:27.392	14							



Session Start: 13:16:47 - Finish: 13:37:33

Weather/Track Conditions: Cloud/Dry

Circuit: Donington Park National

Track Length: 3.185 Km - 1.9791 miles

Printed: 08-04-2018 - 13:41

Donington Park 'Season Opener' Historic Race Meeting - 7 - 8 Apr 2018

HSCC Historic Formula 3

Race 11 - Sector Analysis

65 Peter Thompson (B)								Brabham BT21							
lap	Sect-1	Speed	Sect-2	Speed	Sect-3	Speed	Laptime Pit	lap	Sect-1	Speed	Sect-2	Speed	Sect-3	Speed	Laptime Pit
1		104.8	43.103	112.8	15.267	95.8	1:26.510	8	25.794	98.3	46.505	106.5	15.815	93.4	1:28.114
2	24.341	99.3	43.100	111.5	14.507	97.0	1:21.948	9	25.140	96.6	46.749	107.4	16.063	93.1	1:27.952
3	23.551	108.3	42.946	110.6	14.669	96.9	1:21.166	10	25.104	96.5	1:02.905	94.8	17.227	90.1	1:45.236
4	23.778	106.3	44.800	111.8	14.914	96.2	1:23.492	11	26.446	91.9	50.129	103.6	16.485	90.4	1:33.060
5	24.400	93.0	44.671	113.0	15.055	98.0	1:24.126	12	26.176	94.7	48.667	104.2	16.725	91.6	1:31.568
6	24.068	99.7	44.433	113.4	14.793	97.4	1:23.294	13	25.639	93.8	48.855	106.7	16.185	92.0	1:30.679
7	24.546	98.4	46.243	107.6	46.212	80.3	1:57.001	14	25.328	96.2	47.567	106.9	15.919	87.2	1:28.814

88 Michael Scott (B)								Brabham BT28							
lap	Sect-1	Speed	Sect-2	Speed	Sect-3	Speed	Laptime Pit	lap	Sect-1	Speed	Sect-2	Speed	Sect-3	Speed	Laptime Pit
1		98.4	42.784	113.9	14.742	100.3	1:26.694	9	24.644	94.2	45.665	111.1	15.743	93.4	1:26.052
2	23.185	102.7	42.312	115.5	14.124	101.4	1:19.621	10	26.243	90.3	47.947	106.9	16.455	92.5	1:30.645
3	23.125	106.1	42.686	112.2	14.414	100.0	1:20.225	11	25.941	92.4	48.939	92.7	17.791	87.7	1:32.671
4	23.431	103.0	47.195	115.3	14.548	99.0	1:25.174	12	27.006	86.3	48.649	104.9	16.605	92.1	1:32.260
5	23.611	103.3	44.322	117.7	15.031	94.6	1:22.964	13	26.343	85.9	48.750	109.0	16.091	93.6	1:31.184
6	23.662	104.8	42.526	112.6	15.019	97.3	1:21.207	14	25.731	92.1	48.082	109.1	16.237	96.7	1:30.050
7	24.104	102.0	44.634	110.2	15.481	97.2	1:24.219	15	25.947	89.8	47.617	108.4	16.049	89.4	1:29.613
8	24.406	97.8	45.523	108.8	15.458	94.8	1:25.387	16							

96 Keith Messer (B)								Vesey Ford							
lap	Sect-1	Speed	Sect-2	Speed	Sect-3	Speed	Laptime Pit	lap	Sect-1	Speed	Sect-2	Speed	Sect-3	Speed	Laptime Pit
1		88.5	44.055	114.9	14.953	96.3	1:28.600	2							



Session Start: 13:16:47 - Finish: 13:37:33

Weather/Track Conditions: Cloud/Dry

Circuit: Donington Park National

Track Length: 3.185 Km - 1.9791 miles

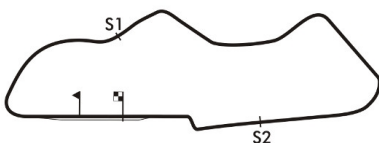
Printed: 08-04-2018 - 13:41

Donington Park 'Season Opener' Historic Race Meeting - 7 - 8 Apr 2018

HSCC Historic Formula 3

Race 11 - Best Sector Times

	SECTOR 1			SECTOR 2			SECTOR 3			IDEAL / BEST LAP COMPARISON					
	NO	TIME	LAP	NO	TIME	LAP	NO	TIME	LAP	NO	NAME	BEST	IN	IDEAL	DIFF
1	25	22.424	4	25	41.135	2	1	13.916	3	1	Jon Milicevic	1:18.016	3	1:17.672	+0.344
2	1	22.490	4	1	41.266	2	25	14.034	3	25	Andrew Hbberd	1:18.473	3	1:17.593	+0.880
3	11	22.955	2	26	42.092	2	88	14.124	2	88	Michael Scott	1:19.621	2	1:19.561	+0.060
4	26	23.049	2	88	42.312	2	16	14.295	2	11	Ian Bankhurst	1:19.726	2	1:19.726	+0.000
5	88	23.125	3	11	42.345	2	11	14.426	2	65	Peter Thompson	1:21.166	3	1:21.004	+0.162
6	16	23.223	4	65	42.946	3	65	14.507	2	16	Mark Linstone	1:21.491	2	1:20.976	+0.515
7	7	23.325	4	61	43.111	1	26	14.529	2	44	Peter Hamilton	1:21.975	3	1:21.889	+0.086
8	44	23.399	4	16	43.458	3	6	14.675	3	7	Steve Jones	1:23.071	3	1:22.655	+0.416
9	65	23.551	3	44	43.786	3	44	14.704	6	6	Leif Bosson	1:23.353	3	1:23.353	+0.000
10	6	23.722	3	96	44.055	1	96	14.953	1	2	Barry Sew ell	1:23.842	3	1:23.842	+0.000
11	96	23.748	2	7	44.300	2	61	14.955	1	62	Geoff O'nion	1:24.490	3	1:24.414	+0.076
12	61	23.965	2	2	44.702	3	7	15.030	3	26	Steve Seaman	1:19.670	2	1:19.670	+0.000
13	2	24.018	3	62	44.932	5	2	15.122	3	61	Andy Jarvis	1:26.624	1	1:22.031	+4.593
14	62	24.342	5	6	44.956	3	62	15.140	3	96	Keith Messer	1:28.600	1	1:22.756	+5.844
15	22			22			22			22	Simon Armer				+



Session Start: 13:16:47 - Finish: 13:37:33

Weather/Track Conditions: Cloud/Dry

Circuit: Donington Park National

Track Length: 3.185 Km - 1.9791 miles

Printed: 08-04-2018 - 13:41

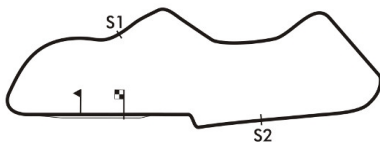


Donington Park 'Season Opener' Historic Race Meeting - 7 - 8 Apr 2018

HSCC Historic Formula 3

Race 11 - Best Sector Speeds

	NO	SECTOR 1	MPH	NO	SECTOR 2	MPH	NO	SECTOR 3	MPH
1	1	Jon Milicevic	116.8	25	Andrew Hbberd	119.6	25	Andrew Hbberd	103.0
2	25	Andrew Hbberd	114.1	88	Michael Scott	117.7	1	Jon Milicevic	101.7
3	26	Steve Seaman	113.7	11	Ian Bankhurst	116.5	88	Michael Scott	101.4
4	62	Geoff O'union	111.5	26	Steve Seaman	116.5	26	Steve Seaman	100.2
5	11	Ian Bankhurst	110.9	1	Jon Milicevic	115.5	11	Ian Bankhurst	100.0
6	7	Steve Jones	109.3	16	Mark Linstone	115.5	16	Mark Linstone	99.5
7	61	Andy Jarvis	108.3	96	Keith Messer	114.9	44	Peter Hamilton	98.3
8	65	Peter Thompson	108.3	44	Peter Hamilton	114.5	65	Peter Thompson	98.0
9	2	Barry Sew ell	107.9	7	Steve Jones	113.9	6	Leif Bosson	97.2
10	44	Peter Hamilton	106.4	65	Peter Thompson	113.4	61	Andy Jarvis	97.2
11	88	Michael Scott	106.1	61	Andy Jarvis	112.2	7	Steve Jones	97.0
12	16	Mark Linstone	103.2	62	Geoff O'union	112.2	96	Keith Messer	96.3
13	6	Leif Bosson	102.3	6	Leif Bosson	111.5	2	Barry Sew ell	94.2
14	96	Keith Messer	99.9	2	Barry Sew ell	110.6	62	Geoff O'union	93.6
15	22	Simon Armer	0.0	22	Simon Armer	0.0	22	Simon Armer	0.0



Session Start: 13:16:47 - Finish: 13:37:33

Weather/Track Conditions: Cloud/Dry

Circuit: Donington Park National

Track Length: 3.185 Km - 1.9791 miles

Printed: 08-04-2018 - 13:41

Donington Park 'Season Opener' Historic Race Meeting - 7 - 8 Apr 2018

HSCC Historic Formula 3

Race 11 - Lap Chart

Lap 1			Lap 2			Lap 3			Lap 4			Lap 5			Lap 6		
NO	Behind	Laptime	NO	Behind	Laptime	NO	Behind	Laptime	NO	Behind	Laptime	NO	Behind	Laptime	NO	Behind	Laptime
25		1:23.239	1		1:18.612	1		1:18.016	1		1:18.863	1		1:22.489	1		1:23.474
1	0.107	1:23.346	25	0.151	1:18.870	25	0.608	1:18.473	11	12.384	1:25.645	88	13.352	1:22.964	88	11.085	1:21.207
26	2.049	1:25.288	26	3.000	1:19.670	26	5.261	1:20.277	88	12.877	1:25.174	11	13.697	1:23.802	25	13.118	1:21.340
11	2.527	1:25.766	11	3.534	1:19.726	11	5.602	1:20.084	65	14.279	1:23.492	25	15.252	1:22.118	11	13.339	1:23.116
65	3.271	1:26.510	88	4.357	1:19.621	88	6.566	1:20.225	16	14.750	1:23.152	16	15.641	1:23.380	16	15.611	1:23.444
61	3.385	1:26.624	65	6.500	1:21.948	65	9.650	1:21.166	25	15.623	1:33.878	65	15.916	1:24.126	65	15.736	1:23.294
88	3.455	1:26.694	16	6.963	1:21.491	16	10.461	1:21.514	44	19.071	1:23.237	44	19.877	1:23.295	44	18.580	1:22.177
16	4.191	1:27.430	44	10.738	1:23.783	44	14.697	1:21.975	7	22.879	1:24.705	7	27.955	1:27.565	7	31.932	1:27.451
96	5.361	1:28.600	7	11.982	1:23.415	7	17.037	1:23.071	6	29.315	1:26.915	6	33.687	1:26.861	2	37.855	1:26.282
44	5.674	1:28.913	6	15.926	1:25.282	6	21.263	1:23.353	2	30.444	1:26.786	2	35.047	1:27.092	6	38.277	1:28.064
7	7.286	1:30.525	2	16.695	1:24.918	2	22.521	1:23.842	62	33.371	1:26.190	62	35.443	1:24.561	62	38.421	1:26.452
6	9.363	1:32.602	62	19.570	1:26.393	62	26.044	1:24.490									
2	10.496	1:33.735															
62	11.896	1:35.135															

Session Start: 13:16:47 - Finish: 13:37:33

Weather/Track Conditions: Cloud/Dry

Circuit: Donington Park National

Track Length: 3.185 Km - 1.9791 miles

Printed: 08-04-2018 - 13:41

Donington Park 'Season Opener' Historic Race Meeting - 7 - 8 Apr 2018

HSCC Historic Formula 3

Race 11 - Lap Chart

Lap 7			Lap 8			Lap 9			Lap 10			Lap 11			Lap 12		
NO	Behind	Laptime	NO	Behind	Laptime	NO	Behind	Laptime	NO	Behind	Laptime	NO	Behind	Laptime	NO	Behind	Laptime
1		1:23.494	1		1:24.235	1		1:26.349	1		1:25.934	1		1:24.146	1		1:23.610
25	11.461	1:21.837	25	10.339	1:23.113	25	7.688	1:23.698	25	6.100	1:24.346	25	5.964	1:24.010	25	8.350	1:25.996
88	11.810	1:24.219	88	12.962	1:25.387	88	12.665	1:26.052	11	15.224	1:28.223	11	19.536	1:28.458	26	8 LAPS	12:42.734
11	12.712	1:22.867	11	13.503	1:25.026	11	12.935	1:25.781	88	17.376	1:30.645	88	25.901	1:32.671	11	23.103	1:27.177
16	19.117	1:27.000	16	23.781	1:28.899	16	27.524	1:30.092	16	33.457	1:31.867	16	41.259	1:31.948	88	34.551	1:32.260
44	19.627	1:24.541	44	30.349	1:34.957	44	34.146	1:30.146	44	41.342	1:33.130	44	48.502	1:31.306	16	49.466	1:31.817
7	35.652	1:27.214	7	38.998	1:27.581	7	40.294	1:27.645	7	43.175	1:28.815	7	50.188	1:31.159	44	55.279	1:30.387
2	42.229	1:27.868	62	45.603	1:27.519	62	47.389	1:28.135	6	53.799	1:30.729	6	1:04.100	1:34.447	7	56.366	1:29.788
62	42.319	1:27.392	2	46.882	1:28.888	6	49.004	1:28.000	2	55.417	1:30.387	2	1:04.458	1:33.187	6	1:12.471	1:31.981
6	43.291	1:28.508	6	47.353	1:28.297	2	50.964	1:30.431	65	1:14.027	1:45.236	62	1 LAP	3:07.728	2	1:12.993	1:32.145
65	49.243	1:57.001	65	53.122	1:28.114	65	54.725	1:27.952				65	1:22.941	1:33.060			

Session Start: 13:16:47 - Finish: 13:37:33

Weather/Track Conditions: Cloud/Dry

Circuit: Donington Park National

Track Length: 3.185 Km - 1.9791 miles

Printed: 08-04-2018 - 13:41

Donington Park 'Season Opener' Historic Race Meeting - 7 - 8 Apr 2018

HSCC Historic Formula 3

Race 11 - Lap Chart

Lap 13			Lap 14			Lap 15		
NO	Behind	Laptime	NO	Behind	Laptime	NO	Behind	Laptime
1		1:23.636	1		1:24.753	1		1:25.153
65	1 LAP	1:31.568	25	11.664	1:26.756	6	1 LAP	1:31.360
25	9.661	1:24.947	65	1 LAP	1:30.679	2	1 LAP	1:32.020
11	27.713	1:28.246	11	32.166	1:29.206	25	11.151	1:24.640
62	2 LAPS	2:20.503	62	2 LAPS	1:33.412	65	1 LAP	1:28.814
88	42.099	1:31.184	88	47.396	1:30.050	11	35.256	1:28.243
16	58.491	1:32.661	61	12 LAPS	18:51.901	88	51.856	1:29.613
44	1:00.602	1:28.959	16	1:05.858	1:32.120	62	2 LAPS	1:31.622
7	1:02.537	1:29.807	44	1:06.513	1:30.664	61	12 LAPS	1:31.709
6	1:19.897	1:31.062	7	1:06.954	1:29.170	16	1:12.838	1:32.133
2	1:20.954	1:31.597				44	1:13.479	1:32.119
						7	1:13.706	1:31.905

Session Start: 13:16:47 - Finish: 13:37:33

Weather/Track Conditions: Cloud/Dry

Circuit: Donington Park National

Track Length: 3.185 Km - 1.9791 miles

Printed: 08-04-2018 - 13:41