



CadwellPark

Historic Sports Car Club

Cadwell Park Wolds Trophy

Saturday 19th – Sunday 20th May 2018

Results Booklet



Timing & Results by MST SYSTEMS Ltd.
www.mstworld.com

© MST SYSTEMS Ltd. 2018

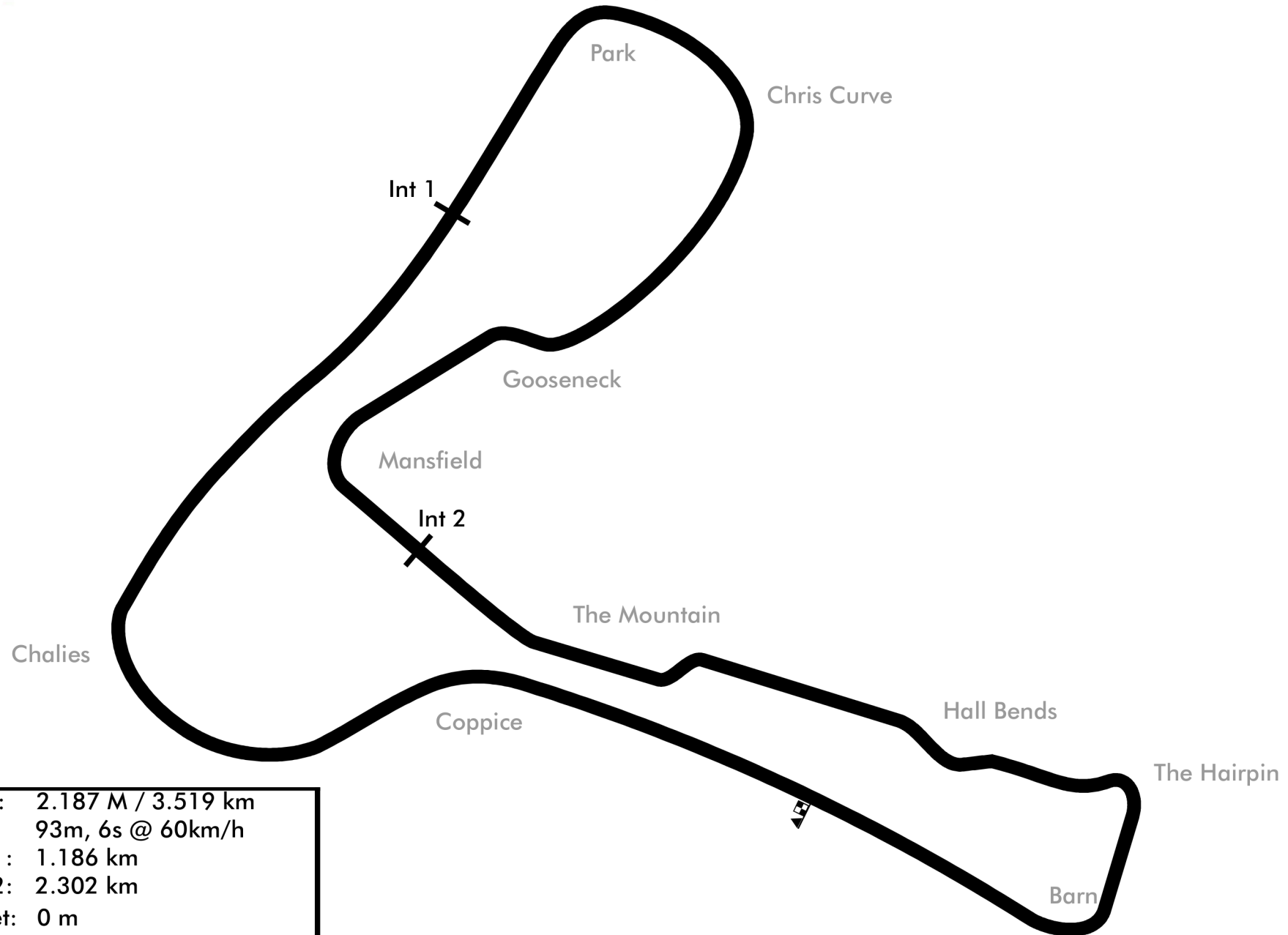
The Haysfield, Spring Lane North, Malvern, Worcestershire WR14 1GF
tel: +44 (0)1684 560614 email: motorsport@mstworld.com



Cadwell Park Circuit

Louth, Lincolnshire LN11 9SE

www.cadwellpark.co.uk



Circuit Length:	2.187 M / 3.519 km
Pit Lane:	93m, 6s @ 60km/h
Intermediate 1:	1.186 km
Intermediate 2:	2.302 km
Start line offset:	0 m

Cadwell Park 'Wolds Trophy' Historic Race Meeting - 19 - 20 May 2018

HSCC Historic Formula 3 Qualifying for Race 6 - Classification

Sheet No:

POS	NO	DRIVER/S	CAR MAKE / MODEL	TIME	ON	LAPS	GAP	DIFF	MPH
1	1	Jon Milicevic	Brabham BT21B	1:33.466	9	9			84.22
2	91	Jonathon Hughes	Merlyn Mk14A	1:35.623	9	9	2.157	2.157	82.32
3	10	Paul Waine	De Sanctis F3 69	1:36.988	7	8	3.522	1.365	81.16
4	77	Francois Derossi	Chevron B17	1:37.224	8	8	3.758	0.236	80.97
5	88	Michael Scott	Brabham BT28	1:38.233	5	7	4.767	1.009	80.13
6	63	Christoph Widmer	Brabham BT18A	1:38.584	2	8	5.118	0.351	79.85
7	6	Leif Bosson	Brabham BT28	1:38.663	8	8	5.197	0.079	79.78
8	24	Jon Waggitt	Chevron B15	1:38.676	8	8	5.210	0.013	79.77
9	61	Andy Jarvis	March 703	1:40.002	8	8	6.536	1.326	78.72
10	69	Gregan Thruston	Brabham BT21B	1:40.335	7	7	6.869	0.333	78.45
11	16	Mark Linstone	Brabham BT21	1:40.892	7	8	7.426	0.557	78.02
12	44	Peter Hamilton	Tecno	1:41.309	5	7	7.843	0.417	77.70
13	89	Maurice Slotine	Merlyn Mk14A	1:41.683	5	7	8.217	0.374	77.41
14	8	Mark Pangborn	Brabham BT28	1:43.477	6	7	10.011	1.794	76.07
15	96	Keith Messer	Vesey Ford	1:43.588	2	2	10.122	0.111	75.99
16	2	Barry Sewell	Lotus 41	1:44.514	7	7	11.048	0.926	75.32
17	50	Jim Timms	Brabham BT21B	1:46.191	2	2	12.725	1.677	74.13
18	9	Andrew Tart	Merlyn Mk9	1:46.478	6	7	13.012	0.287	73.93
19	56	John Counsell	Lotus 59	1:47.977	7	7	14.511	1.499	72.90

Session Start: 10:59:42 - Finish: 11:28:42

Weather/Track Conditions: Sun/Dry

Circuit: Cadwell Park

Track Length: 3.519 Km - 2.1866 miles

These results are provisional until the conclusion of any judicial and technical matters.

Clerk of the Course: <div style="text-align: right;">Julian Floyd</div>	Timekeeper: <div style="text-align: right;">Nick Palmer</div>	Issued at:
--	--	------------

Cadwell Park 'Wolds Trophy' Historic Race Meeting - 19 - 20 May 2018

HSCC Historic Formula 3

Qualifying for Race 6 - Sector Analysis

1 Jon Milicevic (B)							Brabham BT21B										
Lap	Sect-1	Speed	Sect-2	Speed	Sect-3	Speed	Laptime	Pit	Lap	Sect-1	Speed	Sect-2	Speed	Sect-3	Speed	Laptime	Pit
1	28.013	113.0	31.345		38.351	102.5	1:37.709		6	27.333	114.5	31.721		39.501	103.3	1:38.555	
2	26.216	114.7	30.604		38.490	102.0	1:35.310		7	26.760	115.1	30.135		38.529	104.2	1:35.424	
3	26.219	114.7	30.272		38.053	103.4	1:34.544		8	25.919	117.1	30.094		37.991	103.9	1:34.004	
4	26.599	115.9				56.0	17:06.998		9	25.932	115.9	29.875		37.659	104.1	1:33.466	
5	31.401	114.1	32.593		39.592	104.6	1:43.586		10								

2 Barry Sewell (B)							Lotus 41										
Lap	Sect-1	Speed	Sect-2	Speed	Sect-3	Speed	Laptime	Pit	Lap	Sect-1	Speed	Sect-2	Speed	Sect-3	Speed	Laptime	Pit
1	33.835	96.6	38.189		46.221	91.1	1:58.245		5	29.924	104.7	35.114		42.052	92.1	1:47.090	
2	31.474	103.2	35.520		43.700	92.1	1:50.694		6	31.063	106.4	35.101		41.369	95.4	1:47.533	
3	31.299	103.4				56.3	17:19.285		7	29.090	105.8	33.563		41.861	95.5	1:44.514	
4	38.350	97.1	34.225		43.219	94.4	1:55.794		8								

6 Leif Bosson (B)							Brabham BT28										
Lap	Sect-1	Speed	Sect-2	Speed	Sect-3	Speed	Laptime	Pit	Lap	Sect-1	Speed	Sect-2	Speed	Sect-3	Speed	Laptime	Pit
1	30.117	108.6	33.538		40.779	99.3	1:44.434		5	36.662	97.3	36.657		46.247	98.2	1:59.566	
2	28.403	111.8	32.711		40.782	102.0	1:41.896		6	28.573	107.9	32.662		42.554	99.6	1:43.789	
3	27.590	112.4	32.192		39.858	100.8	1:39.640		7	28.078	110.6	32.337		39.988	100.6	1:40.403	
4						50.0	16:44.736		8	27.622	111.8	31.591		39.450	101.1	1:38.663	

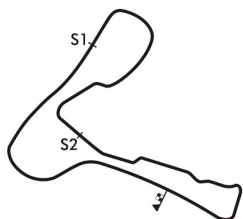
8 Mark Pangborn (B)							Brabham BT28										
Lap	Sect-1	Speed	Sect-2	Speed	Sect-3	Speed	Laptime	Pit	Lap	Sect-1	Speed	Sect-2	Speed	Sect-3	Speed	Laptime	Pit
1	31.157	102.1	35.216		43.835	93.9	1:50.208		5	29.191	105.2	52.848		42.195	95.5	2:04.234	
2	29.680	104.4	34.680		42.954	94.6	1:47.314		6	29.116	105.5	32.806		41.555	95.5	1:43.477	
3	30.953	105.7				48.3	17:16.282		7	28.973	107.7	33.200		41.901	96.6	1:44.074	
4	35.954	104.7	36.311		43.567	95.6	1:55.832		8								

9 Andrew Tart (B)							Merlyn Mk9										
Lap	Sect-1	Speed	Sect-2	Speed	Sect-3	Speed	Laptime	Pit	Lap	Sect-1	Speed	Sect-2	Speed	Sect-3	Speed	Laptime	Pit
1	33.215	106.0	38.620		45.327	97.9	1:57.162		5	29.591	108.9	35.031		45.163	95.2	1:49.785	
2	29.775	109.5	34.925		43.868	96.9	1:48.568		6	29.095	110.9	34.006		43.377	97.6	1:46.478	
3	31.570	110.7				43.9	17:18.497		7	30.400	111.7	34.651		42.789	98.4	1:47.840	
4	36.369	105.8	39.059		45.539	97.7	2:00.967		8								

10 Paul Waine (B)							De Sanctis F3 69										
Lap	Sect-1	Speed	Sect-2	Speed	Sect-3	Speed	Laptime	Pit	Lap	Sect-1	Speed	Sect-2	Speed	Sect-3	Speed	Laptime	Pit
1	34.698	81.3	41.180		43.037	100.9	1:58.915		5	27.277	112.8	31.974		40.191	105.7	1:39.442	
2	27.579	106.7	32.419		42.193	101.7	1:42.191		6	28.570	112.6	31.981		40.211	103.0	1:40.762	
3	30.160	111.5				42.0	17:17.548		7	26.478	114.5	30.944		39.566	104.9	1:36.988	
4	33.566	104.0	33.927		44.393	99.8	1:51.886		8	27.028	115.7	30.797		40.372	105.5	1:38.197	

16 Mark Linstone (B)							Brabham BT21										
Lap	Sect-1	Speed	Sect-2	Speed	Sect-3	Speed	Laptime	Pit	Lap	Sect-1	Speed	Sect-2	Speed	Sect-3	Speed	Laptime	Pit
1	31.848	99.9	35.231		41.649	101.9	1:48.728		5	28.294	109.3	32.674		40.207	100.3	1:41.175	
2	29.172	107.5	33.758		41.008	102.5	1:43.938		6	28.036	110.4	32.413		40.825	100.8	1:41.274	
3	29.110	105.7	33.078		16:37.584		17:39.772		7	28.003	110.9	32.410		40.479	100.0	1:40.892	
4	34.746	96.1	33.614		40.200	102.8	1:48.560		8	29.094	109.8	32.284		40.545	101.4	1:41.923	

24 Jon Waggitt (B)							Chevron B15										
Lap	Sect-1	Speed	Sect-2	Speed	Sect-3	Speed	Laptime	Pit	Lap	Sect-1	Speed	Sect-2	Speed	Sect-3	Speed	Laptime	Pit
1	29.840	109.8	33.705		40.690	104.2	1:44.235		5	32.127	104.2	36.356		43.183	102.2	1:51.666	
2	27.568	112.4	32.221		40.164	103.3	1:39.953		6	27.020	114.1	33.850		40.099	102.5	1:40.969	
3	27.031	113.0	32.875		39.636	105.5	1:39.542		7	27.376	113.6	32.296		39.546	104.7	1:39.218	
4						54.3	16:44.817		8	27.141	116.1	32.369		39.166	104.7	1:38.676	



Session Start: 10:59:42 - Finish: 11:28:42

Weather/Track Conditions: Sun / Dry

Circuit: Cadwell Park

Track Length: 3.519 Km - 2.1866 miles

Printed: 19-05-2018 - 11:35

Cadwell Park 'Wolds Trophy' Historic Race Meeting - 19 - 20 May 2018

HSCC Historic Formula 3

Qualifying for Race 6 - Sector Analysis

44 Peter Hamilton (B)							Tecno										
lap	Sect-1	Speed	Sect-2	Speed	Sect-3	Speed	Laptime	Pit	lap	Sect-1	Speed	Sect-2	Speed	Sect-3	Speed	Laptime	Pit
1	32.516	99.3	35.958		43.046	97.9	1:51.520		5	27.887	109.3	32.301		41.121	97.7	1:41.309	
2	28.545	108.4	33.670		41.853	97.7	1:44.068		6	28.685	110.6	32.411		41.161	96.7	1:42.257	
3	29.803	111.7	33.287		16:38.120		17:41.210		7	27.585	111.8	32.320		41.857	95.4	1:41.762	
4	35.282	107.2	35.373		43.916	98.6	1:54.571		8								

50 Jim Timms (B)							Brabham BT21B										
lap	Sect-1	Speed	Sect-2	Speed	Sect-3	Speed	Laptime	Pit	lap	Sect-1	Speed	Sect-2	Speed	Sect-3	Speed	Laptime	Pit
1	29.970	104.9	40.109		44.160	97.7	1:54.239		2	28.694	109.8	33.593		43.904	92.1	1:46.191	

56 John Counsell (B)							Lotus 59										
lap	Sect-1	Speed	Sect-2	Speed	Sect-3	Speed	Laptime	Pit	lap	Sect-1	Speed	Sect-2	Speed	Sect-3	Speed	Laptime	Pit
1	32.617	105.2	36.519		45.263	93.8	1:54.399		5	30.778	105.2	36.942		46.400	95.6	1:54.120	
2	30.226	106.4	35.092		45.256	94.0	1:50.574		6	30.611	105.5	35.662		43.896	94.7	1:50.169	
3	29.713	106.9	36.135		16:26.293	36.2	17:32.141		7	30.000	105.8	34.080		43.897	95.6	1:47.977	
4	34.184	107.0	35.097		44.512	94.7	1:53.793		8								

61 Andy Jarvis (B)							March 703										
lap	Sect-1	Speed	Sect-2	Speed	Sect-3	Speed	Laptime	Pit	lap	Sect-1	Speed	Sect-2	Speed	Sect-3	Speed	Laptime	Pit
1	33.015	101.4	36.805		41.851	92.2	1:51.671		5	29.379	107.5	32.613		42.502	96.6	1:44.494	
2	29.465	103.9	33.222		40.257	95.0	1:42.944		6	27.941	104.4	32.260		41.156	96.9	1:41.357	
3	28.159	105.5	31.718		16:42.631		17:42.508		7	27.778	106.9	33.267		40.040	96.3	1:41.085	
4	34.854	103.1	33.286		40.958	96.1	1:49.098		8	28.031	104.4	31.829		40.142	99.2	1:40.002	

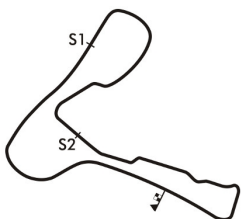
63 Christoph Widmer (B)							Brabham BT18A										
lap	Sect-1	Speed	Sect-2	Speed	Sect-3	Speed	Laptime	Pit	lap	Sect-1	Speed	Sect-2	Speed	Sect-3	Speed	Laptime	Pit
1	29.468	108.9	33.635		40.524	99.0	1:43.627		5	31.892	110.4	33.954		44.216	102.6	1:50.062	
2	27.155	113.2	31.408		40.021	102.8	1:38.584		6	27.490	113.0	31.885		40.485	103.0	1:39.860	
3	26.719	112.2	32.618		39.481	100.0	1:38.818		7	29.062	109.3	32.772		41.153	102.0	1:42.987	
4						52.2	16:41.499		8	26.906	113.0	30.846		41.024	100.0	1:38.776	

69 Gegan Thruston (B)							Brabham BT21B										
lap	Sect-1	Speed	Sect-2	Speed	Sect-3	Speed	Laptime	Pit	lap	Sect-1	Speed	Sect-2	Speed	Sect-3	Speed	Laptime	Pit
1	30.587	73.8	36.249		43.636	99.0	1:50.472		5	27.599	109.7	31.824		55.970	98.9	1:55.393	
2	28.038	110.4	34.514		44.930	97.4	1:47.482		6	28.349	109.5	32.541		41.033	100.8	1:41.923	
3	28.518	109.1	32.812		16:28.469		17:29.799		7	27.926	111.1	31.959		40.450	101.4	1:40.335	
4	34.474	95.7	34.960		42.974	99.8	1:52.408		8								

77 Francois Derossi (B)							Chevron B17										
lap	Sect-1	Speed	Sect-2	Speed	Sect-3	Speed	Laptime	Pit	lap	Sect-1	Speed	Sect-2	Speed	Sect-3	Speed	Laptime	Pit
1	30.413	102.3	33.792		40.677	98.9	1:44.882		5	44.414	64.5	40.618		41.925	97.9	2:06.957	
2	27.648	106.5	31.953		39.086	101.1	1:38.687		6	27.641	105.4	31.573		38.982	100.9	1:38.196	
3	26.936	110.4	31.579		38.991	99.5	1:37.506		7	27.004	109.7	31.003		42.828	99.5	1:40.835	
4						45.0	16:46.354		8	27.523	108.4	30.911		38.790	99.0	1:37.224	

88 Michael Scott (B)							Brabham BT28										
lap	Sect-1	Speed	Sect-2	Speed	Sect-3	Speed	Laptime	Pit	lap	Sect-1	Speed	Sect-2	Speed	Sect-3	Speed	Laptime	Pit
1	29.571	111.7	36.392		41.067	99.6	1:47.030		5	26.993	113.0	30.928		40.312	103.9	1:38.233	
2	28.060	113.0	32.002		39.915	104.1	1:39.977		6	27.171	113.2	32.997		41.348	103.3	1:41.516	
3	36.565	104.4	31.975		16:22.608	36.8	17:31.148		7	28.096	113.2	31.161		39.274	104.7	1:38.531	
4	33.789	106.2	38.570		43.806	95.9	1:56.165		8								

89 Maurice Slotine (B)							Merlyn Mk14A										
lap	Sect-1	Speed	Sect-2	Speed	Sect-3	Speed	Laptime	Pit	lap	Sect-1	Speed	Sect-2	Speed	Sect-3	Speed	Laptime	Pit
1	31.168	102.5	33.965		43.418	99.5	1:48.551		5	28.655	107.2	31.944		41.084	99.2	1:41.683	
2	28.770	109.3	33.686		43.470	97.4	1:45.926		6	29.129	107.4	33.398		41.490	97.6	1:44.017	
3	28.482	99.1	34.631		16:26.260	32.8	17:29.373		7	28.748	107.9	33.116		42.456	98.9	1:44.320	
4	34.771	103.2	34.491		43.088	98.2	1:52.350		8								



Session Start: 10:59:42 - Finish: 11:28:42

Weather/Track Conditions: Sun / Dry

Circuit: Cadwell Park

Track Length: 3.519 Km - 2.1866 miles

Printed: 19-05-2018 - 11:35

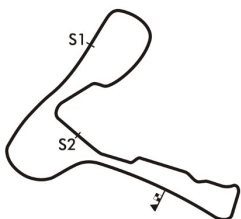
Cadwell Park 'Wolds Trophy' Historic Race Meeting - 19 - 20 May 2018

HSCC Historic Formula 3

Qualifying for Race 6 - Sector Analysis

91 Jonathon Hughes (B)							Merlyn Mk14A										
lap	Sect-1	Speed	Sect-2	Speed	Sect-3	Speed	Laptime	Pit	lap	Sect-1	Speed	Sect-2	Speed	Sect-3	Speed	Laptime	Pit
1	28.646	109.5	31.703		40.086	102.2	1:40.435		6	26.580	108.8	31.010		39.171	103.4	1:36.761	
2	26.469	113.6	30.838		38.397	102.6	1:35.704		7	26.757	113.7	30.743		38.479	102.2	1:35.979	
3	26.235	112.2	34.742		38.305	103.6	1:39.282		8	26.053	115.3	32.200		38.444	103.3	1:36.697	
4						46.1	16:42.188		9	27.458	111.1	30.037		38.128	102.8	1:35.623	
5	32.705	112.0	33.353		41.986	102.8	1:48.044		10								

96 Keith Messer (B)							Vesey Ford										
lap	Sect-1	Speed	Sect-2	Speed	Sect-3	Speed	Laptime	Pit	lap	Sect-1	Speed	Sect-2	Speed	Sect-3	Speed	Laptime	Pit
1	30.666	108.6	34.492		42.719	99.0	1:47.877		2	27.679	111.3	32.873		43.036	97.6	1:43.588	

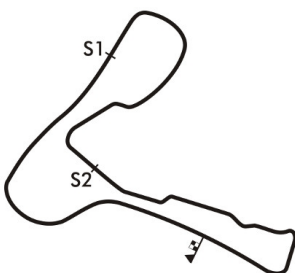


Cadwell Park 'Wolds Trophy' Historic Race Meeting - 19 - 20 May 2018

HSCC Historic Formula 3

Qualifying for Race 6 - Best Sector Times

	SECTOR 1			SECTOR 2			SECTOR 3			IDEAL / BEST LAP COMPARISON					
	NO	TIME	LAP	NO	TIME	LAP	NO	TIME	LAP	NO	NAME	BEST	IN	IDEAL	DIFF
1	1	25.919	8	1	29.875	9	1	37.659	9	1	Jon Milicevic	1:33.466	9	1:33.453	+0.013
2	91	26.053	8	91	30.037	9	91	38.128	9	91	Jonathon Hughes	1:35.623	9	1:34.218	+1.405
3	10	26.478	7	10	30.797	8	77	38.790	8	10	Paul Waine	1:36.988	7	1:36.841	+0.147
4	63	26.719	3	63	30.846	8	24	39.166	8	77	Francois Derossi	1:37.224	8	1:36.637	+0.587
5	77	26.936	3	77	30.911	8	88	39.274	7	88	Michael Scott	1:38.233	5	1:37.195	+1.038
6	88	26.993	5	88	30.928	5	6	39.450	8	63	Christoph Widmer	1:38.584	2	1:37.046	+1.538
7	24	27.020	6	6	31.591	8	63	39.481	3	6	Leif Bosson	1:38.663	8	1:38.631	+0.032
8	44	27.585	7	61	31.718	3	10	39.566	7	24	Jon Waggitt	1:38.676	8	1:38.407	+0.269
9	6	27.590	3	69	31.824	5	61	40.040	7	61	Andy Jarvis	1:40.002	8	1:39.536	+0.466
10	69	27.599	5	89	31.944	5	16	40.200	4	69	Gregan Thruston	1:40.335	7	1:39.873	+0.462
11	96	27.679	2	24	32.221	2	69	40.450	7	16	Mark Linstone	1:40.892	7	1:40.487	+0.405
12	61	27.778	7	16	32.284	8	89	41.084	5	44	Peter Hamilton	1:41.309	5	1:41.007	+0.302
13	16	28.003	7	44	32.301	5	44	41.121	5	89	Maurice Slotine	1:41.683	5	1:41.510	+0.173
14	89	28.482	3	8	32.806	6	2	41.369	6	8	Mark Pangborn	1:43.477	6	1:43.334	+0.143
15	50	28.694	2	96	32.873	2	8	41.555	6	96	Keith Messer	1:43.588	2	1:43.271	+0.317
16	8	28.973	7	2	33.563	7	96	42.719	1	2	Barry Sew ell	1:44.514	7	1:44.022	+0.492
17	2	29.090	7	50	33.593	2	9	42.789	7	50	Jim Timms	1:46.191	2	1:46.191	+0.000
18	9	29.095	6	9	34.006	6	56	43.896	6	9	Andrew Tart	1:46.478	6	1:45.890	+0.588
19	56	29.713	3	56	34.080	7	50	43.904	2	56	John Counsell	1:47.977	7	1:47.689	+0.288



Session Start: 10:59:42 - Finish: 11:28:42

Weather/Track Conditions: Sun / Dry

Circuit: Cadwell Park

Track Length: 3.519 Km - 2.1866 miles

Printed: 19-05-2018 - 11:35

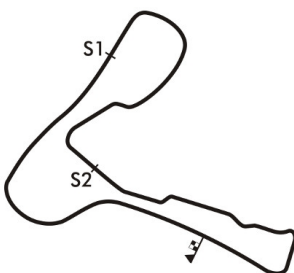


Cadwell Park 'Wolds Trophy' Historic Race Meeting - 19 - 20 May 2018

HSCC Historic Formula 3

Qualifying for Race 6 - Best Sector Speeds

	NO	SECTOR 1	MPH	NO	SECTOR 2	MPH	NO	SECTOR 3	MPH
1	1	Jon Milicevic	117.1	NO SPEED TRAP			10	Paul Waine	105.7
2	24	Jon Waggitt	116.1				24	Jon Waggitt	105.5
3	10	Paul Waine	115.7				88	Michael Scott	104.7
4	91	Jonathon Hughes	115.3				1	Jon Milicevic	104.6
5	63	Christoph Widmer	113.2				91	Jonathon Hughes	103.6
6	88	Michael Scott	113.2				63	Christoph Widmer	103.0
7	6	Leif Bosson	112.4				16	Mark Linstone	102.8
8	44	Peter Hamilton	111.8				6	Leif Bosson	102.0
9	9	Andrew Tart	111.7				69	Gregan Thruston	101.4
10	96	Keith Messer	111.3				77	Francois Derossi	101.1
11	69	Gregan Thruston	111.1				89	Maurice Slotine	99.5
12	16	Mark Linstone	110.9				61	Andy Jarvis	99.2
13	77	Francois Derossi	110.4				96	Keith Messer	99.0
14	50	Jim Timms	109.8				44	Peter Hamilton	98.6
15	89	Maurice Slotine	109.3				9	Andrew Tart	98.4
16	8	Mark Pangborn	107.7				50	Jim Timms	97.7
17	61	Andy Jarvis	107.5				8	Mark Pangborn	96.6
18	56	John Counsell	107.0				56	John Counsell	95.6
19	2	Barry Sew ell	106.4				2	Barry Sew ell	95.5



Session Start: 10:59:42 - Finish: 11:28:42

Weather/Track Conditions: Sun / Dry

Circuit: Cadwell Park

Track Length: 3.519 Km - 2.1866 miles

Printed: 19-05-2018 - 11:35



Cadwell Park 'Wolds Trophy' Historic Race Meeting - 19 - 20 May 2018

HSCC Historic Formula 3

Race 6 - Starting Grid

Sheet No:

Start Time : 16:10 - Heat Duration : 20 Minutes

10	<div style="display: flex; justify-content: space-between;"> </div>	19	<div style="display: flex; justify-content: space-between;"> 56 John Counsell </div>
9	<div style="display: flex; justify-content: space-between;"> 18 9 Andrew Tart </div>	17	<div style="display: flex; justify-content: space-between;"> 50 Jim Timms </div>
8	<div style="display: flex; justify-content: space-between;"> 16 2 Barry Sewell </div>	15	<div style="display: flex; justify-content: space-between;"> 96 Keith Messer </div>
7	<div style="display: flex; justify-content: space-between;"> 14 8 Mark Pangborn </div>	13	<div style="display: flex; justify-content: space-between;"> 89 Maurice Slot ine </div>
6	<div style="display: flex; justify-content: space-between;"> 12 44 Peter Hamilt on </div>	11	<div style="display: flex; justify-content: space-between;"> 16 Mark Linstone </div>
5	<div style="display: flex; justify-content: space-between;"> 10 69 Gregan Thruston </div>	9	<div style="display: flex; justify-content: space-between;"> 61 Andy Jarvis </div>
4	<div style="display: flex; justify-content: space-between;"> 8 24 Jon Waggitt </div>	7	<div style="display: flex; justify-content: space-between;"> 6 Leif Bosson </div>
3	<div style="display: flex; justify-content: space-between;"> 6 63 Christ oph Widmer </div>	5	<div style="display: flex; justify-content: space-between;"> 88 Michael Scott </div>
2	<div style="display: flex; justify-content: space-between;"> 4 77 Francois Derossi </div>	3	<div style="display: flex; justify-content: space-between;"> 10 Paul Waine </div>
1	<div style="display: flex; justify-content: space-between;"> 2 91 Jonat hon Hughes </div>	1	<div style="display: flex; justify-content: space-between;"> 1 Jon Milicevic </div>
ROW	Pole Left		

These results are provisional until the conclusion of any judicial and technical matters.		<i>Circuit: Cadwell Park</i> <i>Track Length: 3.519 Km - 2.1866 miles</i>
Clerk of the Course: <div style="text-align: right;">Julian Floyd</div>	Timekeeper: <div style="text-align: right;">Nick Palmer</div>	Issued at:

Cadwell Park 'Wolds Trophy' Historic Race Meeting - 19 - 20 May 2018

HSCC Historic Formula 3

Race 6 - Classification

Sheet No:

POS	NO	DRIVER/S	CAR MAKE / MODEL	TIME	LAPS	GAP	DIFF	MPH	BEST	ON
1	1	Jon Milicevic	Brabham BT21B	20:59.120	13	-- 13 laps		81.27	1:33.548	5
2	10	Paul Waine	De Sanctis F3 69	21:13.505	13	14.385	14.385	80.35	1:36.311	4
3	63	Christoph Widmer	Brabham BT18A	21:16.851	13	17.731	3.346	80.14	1:36.226	12
4	24	Jon Waggitt	Chevron B15	21:18.066	13	18.946	1.215	80.06	1:36.597	9
5	88	Michael Scott	Brabham BT28	21:19.104	13	19.984	1.038	80.00	1:36.369	12
6	77	Francois Derossi	Chevron B17	21:34.643	13	35.523	15.539	79.04	1:36.277	8
7	6	Leif Bosson	Brabham BT28	21:41.884	13	42.764	7.241	78.60	1:38.704	9
8	44	Peter Hamilton	Tecno	21:49.221	13	50.101	7.337	78.16	1:37.279	13
9	61	Andy Jarvis	March 703	21:49.962	13	50.842	0.741	78.12	1:37.215	13
10	2	Barry Sewell	Lotus 41	22:31.404	13	1:32.284	41.442	75.72	1:41.359	13
11	9	Andrew Tart	Merlyn Mk9	21:12.813	12	-- 12 laps	22.768	74.21	1:43.673	12
12	89	Maurice Slotine	Merlyn Mk14A	21:13.507	12	0.694	0.694	74.17	1:42.702	2

----- NOT CLASSIFIED -----

DNF 69	Gregan Thruston	Brabham BT21B	15:34.212	9	-- 9 laps --		75.83	1:39.054	8
DNF 91	Jonathon Hughes	Merlyn Mk14A	8:00.933	5	-- 5 laps --		81.83	1:33.832	4
DNF 16	Mark Linstone	Brabham BT21	5:15.637	3	-- 3 laps --	22.920	74.81	1:40.959	3
DNF 56	John Counsell	Lotus 59	3:53.215	2	-- 2 laps --	18.537	67.51	1:50.924	2
DNF 8	Mark Pangborn	Brabham BT28	1:55.908	1	-- 1 laps --		67.91	1:55.908	1

----- FASTEST LAP SUMMARY -----

NO	DRIVER/S	CLASS	CAR MAKE / MODEL	FASTEST LAP	ON	MPH
1	Jon Milicevic	B	Brabham BT21B	1:33.548	5	84.15

Cars 50 & 96 - NON STARTERS

Session Start: 16:20:48 - Finish: 16:41:47

Weather/Track Conditions: Sun/Dry

Circuit: Cadwell Park

Track Length: 3.519 Km - 2.1866 miles

These results are provisional until the conclusion of any judicial and technical matters.

Clerk of the Course: <div style="text-align: right;">Julian Floyd</div>	Timekeeper: <div style="text-align: right;">Nick Palmer</div>	Issued at:
--	--	------------



Printed: 19-05-2018 - 16:43

Results: www.mstworld.com . Live Timing: <https://livetiming.getraceresults.com/mst> . Email: timing@mstworld.com

Cadwell Park 'Wolds Trophy' Historic Race Meeting - 19 - 20 May 2018

HSCC Historic Formula 3

Race 6 - Sector Analysis

1 Jon Milicevic (B)							Brabham BT21B										
lap	Sect-1	Speed	Sect-2	Speed	Sect-3	Speed	Laptime	Pit	lap	Sect-1	Speed	Sect-2	Speed	Sect-3	Speed	Laptime	Pit
1		117.1	30.780		38.724	102.5	1:41.972		8	26.454	115.9	30.948		38.676	102.8	1:36.078	
2	26.256	114.9	30.720		38.843	103.7	1:35.819		9	26.619	116.1	31.303		38.895	102.0	1:36.817	
3	25.925	116.9	30.546		37.990	103.6	1:34.461		10	26.663	115.5	31.319		38.967	103.1	1:36.949	
4	25.817	116.5	30.998		38.014	105.2	1:34.829		11	26.615	116.9	32.550		41.939	102.5	1:41.104	
5	25.575	118.4	30.228		37.745	104.7	1:33.548		12	26.774	115.3	31.412		39.503	102.6	1:37.689	
6	25.706	116.5	30.976		38.800	103.4	1:35.482		13	26.792	114.7	31.387		39.539	103.0	1:37.718	
7	26.651	115.5	30.932		39.071	103.0	1:36.654		14								

2 Barry Sewell (B)							Lotus 41										
lap	Sect-1	Speed	Sect-2	Speed	Sect-3	Speed	Laptime	Pit	lap	Sect-1	Speed	Sect-2	Speed	Sect-3	Speed	Laptime	Pit
1		101.7	34.423		42.129	97.7	1:56.391		8	28.570	110.0	32.561		41.311	96.6	1:42.442	
2	29.887	109.3	33.244		41.939	94.3	1:45.070		9	28.684	109.3	32.765		41.173	95.5	1:42.622	
3	29.348	109.5	33.595		41.631	95.8	1:44.574		10	29.224	108.6	32.602		40.555	95.8	1:42.381	
4	28.923	109.8	33.148		41.583	96.5	1:43.654		11	28.177	109.3	32.752		41.152	97.2	1:42.081	
5	28.681	109.7	32.909		41.553	98.2	1:43.143		12	28.403	109.3	32.673		40.366	96.6	1:41.442	
6	29.103	108.9	32.966		41.124	96.3	1:43.193		13	27.975	109.5	32.081		41.303	87.1	1:41.359	
7	28.979	108.8	32.961		41.112	96.6	1:43.052		14								

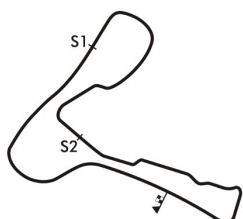
6 Leif Bosson (B)							Brabham BT28										
lap	Sect-1	Speed	Sect-2	Speed	Sect-3	Speed	Laptime	Pit	lap	Sect-1	Speed	Sect-2	Speed	Sect-3	Speed	Laptime	Pit
1		112.4	32.934		40.349	102.0	1:49.049		8	27.384	111.1	31.544		39.805	99.6	1:38.733	
2	27.348	113.7	31.733		40.029	101.1	1:39.110		9	27.433	111.5	31.486		39.785	100.6	1:38.704	
3	27.292	113.0	31.698		40.177	100.6	1:39.167		10	27.558	110.6	31.765		39.887	99.5	1:39.210	
4	28.300	113.4	31.968		39.755	101.7	1:40.023		11	27.677	109.7	31.594		40.108	99.0	1:39.379	
5	27.416	113.0	31.463		39.893	101.6	1:38.772		12	27.759	110.0	32.820		40.480	99.0	1:41.059	
6	27.233	113.2	32.631		39.704	101.1	1:39.568		13	27.862	109.8	31.866		40.546	99.2	1:40.274	
7	27.297	111.8	31.763		39.776	100.9	1:38.836		14								

8 Mark Pangborn (B)							Brabham BT28										
lap	Sect-1	Speed	Sect-2	Speed	Sect-3	Speed	Laptime	Pit	lap	Sect-1	Speed	Sect-2	Speed	Sect-3	Speed	Laptime	Pit
1		100.8	33.211		43.087	92.6	1:55.908		2								

9 Andrew Tart (B)							Merlyn Mk9										
lap	Sect-1	Speed	Sect-2	Speed	Sect-3	Speed	Laptime	Pit	lap	Sect-1	Speed	Sect-2	Speed	Sect-3	Speed	Laptime	Pit
1		100.8	35.959		43.185	98.6	1:59.562		7	28.642	111.8	33.690		41.619	99.6	1:43.951	
2	29.431	111.8	34.880		42.545	98.6	1:46.856		8	28.333	112.6	33.954		41.473	100.2	1:43.760	
3	28.931	111.8	34.256		42.497	99.3	1:45.684		9	28.139	113.7	34.092		42.146	100.9	1:44.377	
4	28.558	112.4	34.121		42.258	99.5	1:44.937		10	28.619	112.0	34.761		43.433	101.1	1:46.813	
5	28.677	112.0	34.194		41.865	99.8	1:44.736		11	28.753	113.7	33.864		41.738	100.2	1:44.355	
6	28.659	111.8	33.524		41.926	98.6	1:44.109		12	28.461	112.4	33.495		41.717	99.2	1:43.673	

10 Paul Waive (B)							De Sanctis F3 69										
lap	Sect-1	Speed	Sect-2	Speed	Sect-3	Speed	Laptime	Pit	lap	Sect-1	Speed	Sect-2	Speed	Sect-3	Speed	Laptime	Pit
1		115.1	31.685		38.929	103.6	1:44.063		8	26.857	113.6	32.263		39.748	102.5	1:38.868	
2	26.203	114.9	31.186		39.509	102.8	1:36.898		9	26.691	113.6	31.671		39.329	102.8	1:37.691	
3	26.381	114.3	31.238		39.283	103.0	1:36.902		10	26.487	114.1	31.071		39.109	103.3	1:36.667	
4	26.127	114.5	30.980		39.204	102.0	1:36.311		11	26.693	113.6	31.361		39.257	103.4	1:37.311	
5	26.555	113.9	31.458		39.458	102.8	1:37.471		12	26.379	114.1	31.032		39.356	103.9	1:36.767	
6	26.750	113.9	31.928		39.544	103.3	1:38.222		13	26.478	114.5	31.310		40.906	103.0	1:38.694	
7	26.754	113.4	31.481		39.405	102.0	1:37.640		14								

16 Mark Linstone (B)							Brabham BT21										
lap	Sect-1	Speed	Sect-2	Speed	Sect-3	Speed	Laptime	Pit	lap	Sect-1	Speed	Sect-2	Speed	Sect-3	Speed	Laptime	Pit
1		101.4	33.354		41.216	102.5	1:52.274		3	28.082	112.4	32.627		40.250	100.9	1:40.959	
2	28.600	107.7	33.059		40.745	102.3	1:42.404		4								



Session Start: 16:20:48 - Finish: 16:41:47

Weather/Track Conditions: Sun / Dry

Circuit: Cadwell Park

Track Length: 3.519 Km - 2.1866 miles

Printed: 19-05-2018 - 16:45

Cadwell Park 'Wolds Trophy' Historic Race Meeting - 19 - 20 May 2018

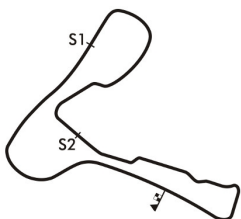
HSCC Historic Formula 3

Race 6 - Sector Analysis

88 Michael Scott (B)							Brabham BT28										
lap	Sect-1	Speed	Sect-2	Speed	Sect-3	Speed	Laptime	Pit	lap	Sect-1	Speed	Sect-2	Speed	Sect-3	Speed	Laptime	Pit
1		114.7	32.244		41.261	99.8	1:47.641		8	26.525	116.1	30.703		39.433	103.4	1:36.661	
2	27.121	114.3	31.766		39.968	102.3	1:38.855		9	26.549	116.7	31.023		38.822	105.0	1:36.394	
3	26.886	113.2	31.584		39.756	102.6	1:38.226		10	26.228	108.4	32.405		39.276	104.4	1:37.909	
4	26.731	113.7	32.216		39.822	103.0	1:38.769		11	26.648	117.1	30.942		39.971	103.9	1:37.561	
5	26.904	114.3	31.801		39.615	104.1	1:38.320		12	26.371	117.5	30.845		39.153	103.1	1:36.369	
6	26.516	117.7	31.608		39.814	100.8	1:37.938		13	26.350	117.1	30.708		39.912	99.9	1:36.970	
7	26.702	116.3	31.242		39.547	102.3	1:37.491		14								

89 Maurice Slotine (B)							Merlyn Mk14A										
lap	Sect-1	Speed	Sect-2	Speed	Sect-3	Speed	Laptime	Pit	lap	Sect-1	Speed	Sect-2	Speed	Sect-3	Speed	Laptime	Pit
1		108.2	33.666		42.037	98.6	1:54.484		7	29.263	107.0	33.552		43.081	96.1	1:45.896	
2	28.266	110.2	32.861		41.575	99.3	1:42.702		8	29.540	107.0	34.411		42.752	95.2	1:46.703	
3	28.475	108.1	33.675		41.568	97.2	1:43.718		9	29.489	106.7	34.568		42.797	95.2	1:46.854	
4	28.944	107.7	33.155		42.325	96.7	1:44.424		10	29.462	108.1	34.063		42.357	94.6	1:45.882	
5	29.661	107.5	34.402		43.120	95.8	1:47.183		11	29.271	107.4	33.447		42.069	96.7	1:44.787	
6	30.148	108.4	33.581		42.224	97.3	1:45.953		12	29.335	105.2	33.591		41.995	99.5	1:44.921	

91 Jonathon Hughes (B)							Merlyn Mk14A										
lap	Sect-1	Speed	Sect-2	Speed	Sect-3	Speed	Laptime	Pit	lap	Sect-1	Speed	Sect-2	Speed	Sect-3	Speed	Laptime	Pit
1		110.7	31.041		38.904	101.6	1:42.461		4	25.556	116.1	30.194		38.082	102.2	1:33.832	
2	26.000	114.7	30.696		38.967	105.0	1:35.663		5	26.233	112.6	30.270		37.881	105.2	1:34.384	
3	25.703	116.3	30.625		38.265	103.1	1:34.593		6								



Session Start: 16:20:48 - Finish: 16:41:47

Weather/Track Conditions: Sun / Dry

Circuit: Cadwell Park

Track Length: 3.519 Km - 2.1866 miles

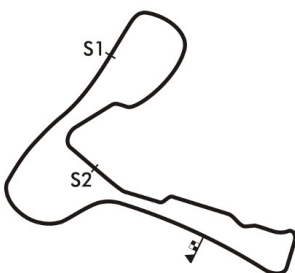
Printed: 19-05-2018 - 16:45

Cadwell Park 'Wolds Trophy' Historic Race Meeting - 19 - 20 May 2018

HSCC Historic Formula 3

Race 6 - Best Sector Times

	SECTOR 1			SECTOR 2			SECTOR 3			IDEAL / BEST LAP COMPARISON					
	NO	TIME	LAP	NO	TIME	LAP	NO	TIME	LAP	NO	NAME	BEST	IN	IDEAL	DIFF
1	91	25.556	4	91	30.194	4	1	37.745	5	1	Jon Milicevic	1:33.548	5	1:33.548	+0.000
2	1	25.575	5	1	30.228	5	91	37.881	5	63	Christoph Widmer	1:36.226	12	1:36.031	+0.195
3	10	26.127	4	77	30.516	11	77	38.575	4	77	Francois Derossi	1:36.277	8	1:35.556	+0.721
4	88	26.228	10	63	30.600	12	24	38.712	9	10	Paul Waine	1:36.311	4	1:36.036	+0.275
5	24	26.461	8	88	30.703	8	63	38.796	12	88	Michael Scott	1:36.369	12	1:35.753	+0.616
6	77	26.465	10	24	30.779	11	88	38.822	9	24	Jon Waggitt	1:36.597	9	1:35.952	+0.645
7	63	26.635	11	44	30.948	13	10	38.929	1	61	Andy Jarvis	1:37.215	13	1:37.215	+0.000
8	61	26.854	13	10	30.980	4	61	39.271	13	44	Peter Hamilton	1:37.279	13	1:37.279	+0.000
9	44	26.894	13	61	31.090	13	44	39.437	13	6	Leif Bosson	1:38.704	9	1:38.400	+0.304
10	69	27.162	9	69	31.328	8	6	39.704	6	2	Barry Sew ell	1:41.359	13	1:40.422	+0.937
11	6	27.233	6	6	31.463	5	69	40.228	8	89	Maurice Slotine	1:42.702	2	1:42.695	+0.007
12	16	27.663	4	2	32.081	13	16	40.250	3	9	Andrew Tart	1:43.673	12	1:43.107	+0.566
13	2	27.975	13	16	32.627	3	2	40.366	12	91	Jonathon Hughes	1:33.832	4	1:33.631	+0.201
14	9	28.139	9	89	32.861	2	9	41.473	8	69	Gregan Thruston	1:39.054	8	1:38.718	+0.336
15	89	28.266	2	8	33.211	1	89	41.568	3	16	Mark Linstone	1:40.959	3	1:40.540	+0.419
16	56	29.997	3	9	33.495	12	8	43.087	1	56	John Counsell	1:50.924	2	1:49.806	+1.118
17	8	33.517	1	56	35.550	2	56	44.259	2	8	Mark Pangborn	1:55.908	1	1:49.815	+6.093



Session Start: 16:20:48 - Finish: 16:41:47

Weather/Track Conditions: Sun / Dry

Circuit: Cadwell Park

Track Length: 3.519 Km - 2.1866 miles

Printed: 19-05-2018 - 16:46

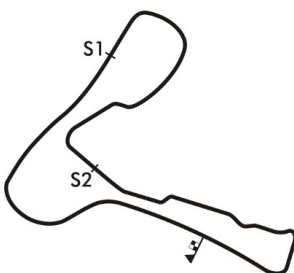


Cadwell Park 'Wolds Trophy' Historic Race Meeting - 19 - 20 May 2018

HSCC Historic Formula 3

Race 6 - Best Sector Speeds

	NO	SECTOR 1	MPH	NO	SECTOR 2	MPH	NO	SECTOR 3	MPH
1	1	Jon Milicevic	118.4		NO SPEED TRAP		24	Jon Waggitt	106.0
2	24	Jon Waggitt	117.9				1	Jon Milicevic	105.2
3	88	Michael Scott	117.7				91	Jonathon Hughes	105.2
4	77	Francois Derossi	116.3				88	Michael Scott	105.0
5	91	Jonathon Hughes	116.3				10	Paul Waine	103.9
6	10	Paul Waine	115.1				77	Francois Derossi	103.4
7	63	Christoph Widmer	115.1				44	Peter Hamilton	102.6
8	6	Leif Bosson	113.7				16	Mark Linstone	102.5
9	9	Andrew Tart	113.7				6	Leif Bosson	102.0
10	44	Peter Hamilton	113.6				69	Gregan Thruston	101.7
11	16	Mark Linstone	113.0				63	Christoph Widmer	101.4
12	69	Gregan Thruston	113.0				9	Andrew Tart	101.1
13	61	Andy Jarvis	110.7				61	Andy Jarvis	100.5
14	89	Maurice Slotine	110.2				89	Maurice Slotine	99.5
15	2	Barry Sew ell	110.0				2	Barry Sew ell	98.2
16	56	John Counsell	107.4				56	John Counsell	95.8
17	8	Mark Pangborn	100.8				8	Mark Pangborn	92.6



Session Start: 16:20:48 - Finish: 16:41:47

Weather/Track Conditions: Sun / Dry

Circuit: Cadwell Park

Track Length: 3.519 Km - 2.1866 miles

Printed: 19-05-2018 - 16:46



Cadwell Park 'Wolds Trophy' Historic Race Meeting - 19 - 20 May 2018

HSCC Historic Formula 3

Race 6 - Lap Chart

Lap 1			Lap 2			Lap 3			Lap 4			Lap 5			Lap 6		
NO	Behind	Laptime	NO	Behind	Laptime	NO	Behind	Laptime	NO	Behind	Laptime	NO	Behind	Laptime	NO	Behind	Laptime
1		1:41.972	1		1:35.819	1		1:34.461	91		1:33.832	1		1:33.548	1		1:35.482
91	0.489	1:42.461	91	0.333	1:35.663	91	0.465	1:34.593	1	0.532	1:34.829	91	0.304	1:34.384	10	13.756	1:38.222
10	2.091	1:44.063	10	3.170	1:36.898	10	5.611	1:36.902	10	7.625	1:36.311	10	11.016	1:37.471	63	21.896	1:38.005
24	3.203	1:45.175	24	6.259	1:38.875	24	10.678	1:38.880	63	15.532	1:38.490	63	19.373	1:37.921	24	22.886	1:38.183
63	5.033	1:47.005	63	7.911	1:38.697	63	11.339	1:37.889	24	16.086	1:39.705	24	20.185	1:38.179	88	23.638	1:37.938
88	5.669	1:47.641	88	8.705	1:38.855	88	12.470	1:38.226	88	16.942	1:38.769	88	21.182	1:38.320	77	23.786	1:37.771
6	7.077	1:49.049	6	10.368	1:39.110	6	15.074	1:39.167	77	19.061	1:38.207	77	21.497	1:36.516	6	29.578	1:39.568
69	8.909	1:50.881	77	12.103	1:38.949	77	15.151	1:37.509	6	20.800	1:40.023	6	25.492	1:38.772	69	38.638	1:39.632
77	8.973	1:50.945	69	13.676	1:40.586	69	20.865	1:41.650	69	27.800	1:41.232	69	34.488	1:40.768	44	41.377	1:41.657
44	10.181	1:52.153	44	15.503	1:41.141	44	21.307	1:40.265	44	28.381	1:41.371	44	35.202	1:40.901	61	42.013	1:42.108
16	10.302	1:52.274	16	16.887	1:42.404	16	23.385	1:40.959	61	30.982	1:41.166	61	35.387	1:38.485	2	59.914	1:43.193
61	10.833	1:52.805	61	17.906	1:42.892	61	24.113	1:40.668	89	38.779	1:44.424	89	51.882	1:47.183	89	1:02.353	1:45.953
89	12.512	1:54.484	89	19.395	1:42.702	89	28.652	1:43.718	2	43.140	1:43.654	2	52.203	1:43.143	9	1:09.773	1:44.109
8	13.936	1:55.908	2	23.670	1:45.070	2	33.783	1:44.574	9	50.490	1:44.937	9	1:01.146	1:44.736			
2	14.419	1:56.391	9	28.627	1:46.856	9	39.850	1:45.684									
9	17.590	1:59.562	56	35.424	1:50.924												
56	20.319	2:02.291															

Session Start: 16:20:48 - Finish: 16:41:47

Weather/Track Conditions: Sun / Dry

Circuit: Cadwell Park

Track Length: 3.519 Km - 2.1866 miles

Printed: 19-05-2018 - 16:46

Cadwell Park 'Wolds Trophy' Historic Race Meeting - 19 - 20 May 2018

HSCC Historic Formula 3

Race 6 - Lap Chart

Lap 7			Lap 8			Lap 9			Lap 10			Lap 11			Lap 12		
NO	Behind	Laptime	NO	Behind	Laptime	NO	Behind	Laptime	NO	Behind	Laptime	NO	Behind	Laptime	NO	Behind	Laptime
1		1:36.654	1		1:36.078	1		1:36.817	1		1:36.949	1		1:41.104	1		1:37.689
10	14.742	1:37.640	10	17.532	1:38.868	10	18.406	1:37.691	10	18.124	1:36.667	89	1 LAP	1:45.882	89	1 LAP	1:44.787
63	22.794	1:37.552	63	24.068	1:37.352	63	23.573	1:36.322	63	24.458	1:37.834	9	1 LAP	1:46.813	9	1 LAP	1:44.355
24	23.521	1:37.289	24	24.179	1:36.736	24	23.959	1:36.597	24	24.696	1:37.686	10	14.331	1:37.311	10	13.409	1:36.767
88	24.475	1:37.491	88	25.058	1:36.661	88	24.635	1:36.394	77	25.109	1:36.749	63	20.267	1:36.913	63	18.804	1:36.226
77	25.047	1:37.915	77	25.246	1:36.277	77	25.309	1:36.880	88	25.595	1:37.909	24	20.423	1:36.831	24	19.652	1:36.918
6	31.760	1:38.836	6	34.415	1:38.733	6	36.302	1:38.704	6	38.563	1:39.210	77	21.380	1:37.375	88	20.732	1:36.369
69	42.101	1:40.117	69	45.077	1:39.054	61	49.726	1:40.012	44	52.575	1:39.675	88	22.052	1:37.561	77	36.349	1:52.658
44	43.591	1:38.868	44	45.389	1:37.876	44	49.849	1:41.277	61	52.970	1:40.193	6	36.838	1:39.379	6	40.208	1:41.059
61	44.455	1:39.096	61	46.531	1:38.154	69	1:08.552	2:00.292	2	1:23.913	1:42.381	44	49.330	1:37.859	44	50.540	1:38.899
2	1:06.312	1:43.052	2	1:12.676	1:42.442	2	1:18.481	1:42.622				61	49.960	1:38.094	61	51.345	1:39.074
89	1:11.595	1:45.896	89	1:22.220	1:46.703	89	1:32.257	1:46.854				2	1:24.890	1:42.081	2	1:28.643	1:41.442
9	1:17.070	1:43.951	9	1:24.752	1:43.760	9	1:32.312	1:44.377									

Session Start: 16:20:48 - Finish: 16:41:47

Weather/Track Conditions: Sun / Dry

Circuit: Cadwell Park

Track Length: 3.519 Km - 2.1866 miles

Printed: 19-05-2018 - 16:46

Cadwell Park 'Wolds Trophy' Historic Race Meeting - 19 - 20 May 2018

HSCC Historic Formula 3

Race 6 - Lap Chart

Lap 13		
NO	Behind	Laptime
1		1:37.718
9	1 LAP	1:43.673
10	14.385	1:38.694
89	1 LAP	1:44.921
63	17.731	1:36.645
24	18.946	1:37.012
88	19.984	1:36.970
77	35.523	1:36.892
6	42.764	1:40.274
44	50.101	1:37.279
61	50.842	1:37.215
2	1:32.284	1:41.359

Session Start: 16:20:48 - Finish: 16:41:47

Weather/Track Conditions: Sun/Dry

Circuit: Cadwell Park

Track Length: 3.519 Km - 2.1866 miles

Printed: 19-05-2018 - 16:46

Cadwell Park 'Wolds Trophy' Historic Race Meeting - 19 - 20 May 2018

HSCC Historic Formula 3 Race 13 - Starting Grid - AMENDED

Sheet No:

Start Time : 11:40 - Heat Duration : 20 Minutes

8	16	8 Mark Pangborn	15	56 John Counsell
7	14	9 Andrew Tart	13	89 Maurice Slot ine
6	12	2 Barry Sewell	11	16 Mark Linstone
5	10	69 Gregan Thruston	9	6 Leif Bosson
4	8	44 Pet er Hamilt on	7	61 Andy Jarvis
3	6	24 Jon Waggitt	5	88 Michael Scott
2	4	10 Paul Waine	3	77 Francois Derossi
1	2	63 Christoph Widmer	1	1 Jon Milicevic
ROW		Pole Left		

Car 91 withdrawn

Circuit: Cadwell Park

Track Length: 3.519 Km - 2.1866 miles

These results are provisional until the conclusion of any judicial and technical matters.

Clerk of the Course:

Julian Floyd

Timekeeper:

Nick Palmer

Issued at:



Printed : 20-05-2018 - 09:48

Cadwell Park 'Wolds Trophy' Historic Race Meeting - 19 - 20 May 2018

HSCC Historic Formula 3

Race 13 - Classification

Sheet No:

POS	NO	DRIVER/S	CAR MAKE / MODEL	TIME	LAPS	GAP	DIFF	MPH	BEST	ON
1	1	Jon Milicevic	Brabham BT21B	21:22.044	13	-- 13 laps		79.82	1:36.400	10
2	63	Christoph Widmer	Brabham BT18A	21:26.475	13	4.431	4.431	79.54	1:37.218	13
3	88	Michael Scott	Brabham BT28	21:26.668	13	4.624	0.193	79.53	1:37.473	6
4	24	Jon Waggitt	Chevron B15	21:37.343	13	15.299	10.675	78.88	1:37.507	6
5	10	Paul Waine	De Sanctis F3 69	21:40.249	13	18.205	2.906	78.70	1:37.124	6
6	69	Gregan Thruston	Brabham BT21B	21:50.095	13	28.051	9.846	78.11	1:37.861	5
7	6	Leif Bosson	Brabham BT28	21:51.499	13	29.455	1.404	78.03	1:38.296	6
8	16	Mark Linstone	Brabham BT21	21:59.293	13	37.249	7.794	77.57	1:39.396	3
9	61	Andy Jarvis	March 703	22:22.732	13	1:00.688	23.439	76.21	1:38.360	6
10	2	Barry Sewell	Lotus 41	22:37.129	13	1:15.085	14.397	75.40	1:42.321	13
11	9	Andrew Tart	Merlyn Mk9	22:48.761	13	1:26.717	11.632	74.76	1:43.387	13
12	89	Maurice Slotine	Merlyn Mk14A	22:48.909	13	1:26.865	0.148	74.75	1:43.015	13

----- NOT CLASSIFIED -----

DNF 77		Francois Derossi	Chevron B17	11:42.972	7	-- 7 laps --		78.38	1:37.657	5
DNF 56		John Counsell	Lotus 59	3:50.090	2	-- 2 laps --	19.791	68.42	1:49.408	2

----- FASTEST LAP SUMMARY -----

NO	DRIVER/S	CLASS	CAR MAKE / MODEL	FASTEST LAP	ON	MPH
1	Jon Milicevic	B	Brabham BT21B	1:36.400	10	81.66

CAR 24 - 10 second time penalty - False Start (Regs Q12.4 & Q12.5 refer)

Cars 8, 44 - NON STARTERS

Session Start: 11:38:40 - Finish: 12:00:01

Weather/Track Conditions: Sun/Dry

Circuit: Cadwell Park

Track Length: 3.519 Km - 2.1866 miles

These results are provisional until the conclusion of any judicial and technical matters.

Clerk of the Course: <div style="text-align: right;">Julian Floyd</div>	Timekeeper: <div style="text-align: right;">Nick Palmer</div>	Issued at:
--	--	------------



Printed: 20-05-2018 - 12:09

Results: www.mstworld.com . Live Timing: <https://livetiming.getraceresults.com/mst> . Email: timing@mstworld.com

Cadwell Park 'Wolds Trophy' Historic Race Meeting - 19 - 20 May 2018

HSCC Historic Formula 3

Race 13 - Sector Analysis

1 Jon Milicevic (B)							Brabham BT21B										
lap	Sect-1	Speed	Sect-2	Speed	Sect-3	Speed	Laptime	Pit	lap	Sect-1	Speed	Sect-2	Speed	Sect-3	Speed	Laptime	Pit
1		113.9	31.639		39.095	100.9	1:43.798		8	27.400	114.3	31.130		39.514	100.8	1:38.044	
2	27.122	114.5	31.390		39.770	99.9	1:38.282		9	27.188	114.5	32.215		40.308	99.9	1:39.711	
3	26.882	114.7	31.393		39.188	100.6	1:37.463		10	26.780	114.5	30.895		38.725	101.9	1:36.400	
4	26.925	114.3	31.102		39.836	101.3	1:37.863		11	26.579	115.3	30.740		39.185	101.9	1:36.504	
5	26.785	113.9	31.412		39.946	101.4	1:38.143		12	27.648	112.6	31.703		40.084	99.8	1:39.435	
6	26.643	115.1	33.143		39.061	101.3	1:38.847		13	27.247	113.7	32.044		40.650	99.6	1:39.941	
7	26.916	116.1	31.618		39.079	100.3	1:37.613		14								

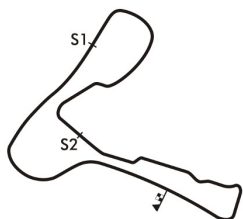
2 Barry Sewell (B)							Lotus 41										
lap	Sect-1	Speed	Sect-2	Speed	Sect-3	Speed	Laptime	Pit	lap	Sect-1	Speed	Sect-2	Speed	Sect-3	Speed	Laptime	Pit
1		109.8	33.696		42.064	95.6	1:54.666		8	29.114	108.4	32.483		41.729	94.3	1:43.326	
2	29.434	108.1	33.089		41.998	95.5	1:44.521		9	29.248	108.9	32.473		40.961	94.6	1:42.682	
3	29.574	108.6	33.014		41.125	97.3	1:43.713		10	29.376	108.8	32.685		42.241	94.0	1:44.302	
4	29.334	109.1	32.814		42.808	98.4	1:44.956		11	28.993	108.4	32.632		41.426	95.0	1:43.051	
5	29.546	108.2	32.749		41.594	96.2	1:43.889		12	28.984	107.7	32.707		40.942	95.2	1:42.633	
6	29.108	108.9	32.590		41.505	94.8	1:43.203		13	28.995	104.0	32.598		40.728	93.9	1:42.321	
7	29.093	108.6	33.212		41.561	95.0	1:43.866		14								

6 Leif Bosson (B)							Brabham BT28										
lap	Sect-1	Speed	Sect-2	Speed	Sect-3	Speed	Laptime	Pit	lap	Sect-1	Speed	Sect-2	Speed	Sect-3	Speed	Laptime	Pit
1		111.5	32.394		40.553	101.4	1:49.890		8	27.584	112.8	32.194		41.035	100.2	1:40.813	
2	27.466	113.9	31.952		40.867	101.7	1:40.285		9	27.895	112.2	32.241		40.346	99.5	1:40.482	
3	27.673	113.6	31.385		40.017	101.1	1:39.075		10	28.564	108.4	32.616		40.139	100.5	1:41.319	
4	27.323	114.3	31.901		39.910	101.4	1:39.134		11	27.973	110.2	32.230		40.707	99.2	1:40.910	
5	27.370	114.3	32.082		39.886	101.1	1:39.338		12	27.885	111.5	31.812		40.929	99.2	1:40.626	
6	27.424	113.7	31.410		39.462	101.1	1:38.296		13	27.576	111.1	32.030		42.477	97.4	1:42.083	
7	27.437	113.2	31.721		40.090	100.3	1:39.248		14								

9 Andrew Tart (B)							Merlyn Mk9										
lap	Sect-1	Speed	Sect-2	Speed	Sect-3	Speed	Laptime	Pit	lap	Sect-1	Speed	Sect-2	Speed	Sect-3	Speed	Laptime	Pit
1		112.4	35.280		42.545	98.7	1:57.082		8	28.406	112.8	33.338		41.812	98.3	1:43.556	
2	29.075	111.8	34.094		42.242	98.3	1:45.411		9	28.349	112.0	34.138		42.272	99.9	1:44.759	
3	28.867	110.9	33.808		42.269	99.3	1:44.944		10	29.294	110.7	33.229		42.062	99.0	1:44.585	
4	28.666	111.1	33.281		42.242	99.3	1:44.189		11	28.513	110.9	33.238		41.834	98.9	1:43.585	
5	28.610	111.1	33.830		41.737	99.8	1:44.177		12	28.590	110.6	33.725		42.253	99.3	1:44.568	
6	28.488	112.6	33.361		42.207	98.3	1:44.056		13	28.355	111.7	33.116		41.916	91.5	1:43.387	
7	28.656	112.6	33.774		42.032	98.4	1:44.462		14								

10 Paul Waine (B)							De Sanctis F3 69										
lap	Sect-1	Speed	Sect-2	Speed	Sect-3	Speed	Laptime	Pit	lap	Sect-1	Speed	Sect-2	Speed	Sect-3	Speed	Laptime	Pit
1		109.3	32.791		40.291	102.2	1:47.748		8	26.920	115.1	32.173		39.167	104.4	1:38.260	
2	26.846	114.3	32.695		40.134	103.3	1:39.675		9	26.992	115.1	31.117		39.369	102.0	1:37.478	
3	26.742	113.9	32.524		39.891	103.1	1:39.157		10	26.636	114.3	31.737		39.284	101.3	1:37.657	
4	26.981	114.1	31.545		39.330	103.0	1:37.856		11	26.702	113.4	31.148		54.318	100.8	1:52.168	
5	26.841	113.2	31.629		39.206	102.5	1:37.676		12	27.272	113.2	31.446		40.458	101.6	1:39.176	
6	26.562	114.1	31.092		39.470	101.6	1:37.124		13	26.821	113.2	31.779		40.095	102.3	1:38.695	
7	26.612	116.1	31.090		39.877	103.0	1:37.579		14								

16 Mark Linstone (B)							Brabham BT21										
lap	Sect-1	Speed	Sect-2	Speed	Sect-3	Speed	Laptime	Pit	lap	Sect-1	Speed	Sect-2	Speed	Sect-3	Speed	Laptime	Pit
1		107.5	32.952		40.285	102.2	1:50.484		8	28.268	111.3	32.942		40.496	100.3	1:41.706	
2	27.722	113.2	32.175		40.470	102.5	1:40.367		9	28.482	103.4	32.947		40.864	97.7	1:42.293	
3	27.515	113.4	32.150		39.731	102.2	1:39.396		10	27.909	111.3	32.380		40.053	99.0	1:40.342	
4	27.401	113.4	32.108		40.026	101.7	1:39.535		11	28.351	110.7	32.439		41.331	98.2	1:42.121	
5	27.348	112.6	32.448		40.598	101.4	1:40.394		12	28.481	110.2	32.383		40.214	98.9	1:41.078	
6	27.945	111.8	32.209		40.259	99.9	1:40.413		13	27.940	110.9	31.955		40.410	99.2	1:40.305	
7	28.083	112.6	32.348		40.428	99.6	1:40.859		14								



Session Start: 11:38:40 - Finish: 12:00:01

Weather/Track Conditions: Sun / Dry

Circuit: Cadwell Park

Track Length: 3.519 Km - 2.1866 miles

Printed: 20-05-2018 - 12:02

Cadwell Park 'Wolds Trophy' Historic Race Meeting - 19 - 20 May 2018

HSCC Historic Formula 3

Race 13 - Sector Analysis

24 Jon Waggitt (B)							Chevron B15										
lap	Sect-1	Speed	Sect-2	Speed	Sect-3	Speed	Laptime	Pit	lap	Sect-1	Speed	Sect-2	Speed	Sect-3	Speed	Laptime	Pit
1		113.7	32.716		39.804	102.0	1:46.466		8	27.071	117.1	31.536		39.704	103.1	1:38.311	
2	27.747	113.6	32.768		39.928	103.9	1:40.443		9	26.811	117.1	31.204		39.766	103.3	1:37.781	
3	27.107	115.9	32.364		39.625	103.3	1:39.096		10	26.941	115.9	31.414		39.422	104.1	1:37.777	
4	27.498	113.4	32.752		39.404	103.4	1:39.654		11	26.751	115.7	31.648		40.054	104.2	1:38.453	
5	27.130	114.9	31.103		39.397	103.4	1:37.630		12	27.119	114.9	31.610		39.223	104.4	1:37.952	
6	26.707	116.3	31.374		39.426	103.1	1:37.507		13	26.724	118.1	31.287		39.575	104.6	1:37.586	
7	27.107	116.1	32.041		39.539	104.1	1:38.687		14								

56 John Counsell (B)							Lotus 59										
lap	Sect-1	Speed	Sect-2	Speed	Sect-3	Speed	Laptime	Pit	lap	Sect-1	Speed	Sect-2	Speed	Sect-3	Speed	Laptime	Pit
1		105.8	36.060		44.104	96.1	2:00.682		2	30.040	106.4	35.090		44.278	94.4	1:49.408	

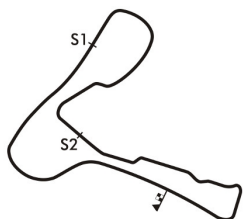
61 Andy Jarvis (B)							March 703										
lap	Sect-1	Speed	Sect-2	Speed	Sect-3	Speed	Laptime	Pit	lap	Sect-1	Speed	Sect-2	Speed	Sect-3	Speed	Laptime	Pit
1		108.6	33.090		40.540	97.9	1:51.378		8	27.533	109.3	32.209		40.305	98.2	1:40.047	
2	27.709	108.4	31.620		40.747	98.3	1:40.076		9	27.563	113.0	32.367		40.445	97.7	1:40.375	
3	27.374	112.0	32.120		39.992	98.3	1:39.486		10	28.871	108.4	33.084		1:12.165	92.6	2:14.120	
4	27.055	112.8	31.928		40.392	99.0	1:39.375		11	28.237	106.4	32.148		40.532	93.5	1:40.917	
5	26.958	113.7	30.896		41.075	96.9	1:38.929		12	27.913	105.4	31.923		40.687	93.3	1:40.523	
6	27.603	108.9	31.148		39.609	97.0	1:38.360		13	28.102	106.4	31.904		40.208	92.5	1:40.214	
7	27.468	109.1	31.339		40.125	95.9	1:38.932		14								

63 Christoph Widmer (B)							Brabham BT18A										
lap	Sect-1	Speed	Sect-2	Speed	Sect-3	Speed	Laptime	Pit	lap	Sect-1	Speed	Sect-2	Speed	Sect-3	Speed	Laptime	Pit
1		113.2	32.707		40.002	100.8	1:47.058		8	27.256	110.6	31.504		39.784	98.7	1:38.544	
2	27.278	114.5	32.236		39.723	98.9	1:39.237		9	27.269	110.9	31.446		39.762	100.6	1:38.477	
3	27.183	110.9	31.298		39.189	99.8	1:37.670		10	27.018	113.2	31.679		39.638	99.9	1:38.335	
4	27.087	110.9	31.165		39.364	99.9	1:37.616		11	27.089	114.9	31.032		41.005	102.6	1:39.126	
5	27.297	110.4	31.558		39.382	100.3	1:38.237		12	27.023	114.7	31.925		39.469	101.7	1:38.417	
6	27.161	111.7	31.321		39.526	99.2	1:38.008		13	26.766	115.9	31.101		39.351	100.3	1:37.218	
7	27.398	110.9	31.150		39.984	98.6	1:38.532		14								

69 Gegan Thruston (B)							Brabham BT21B										
lap	Sect-1	Speed	Sect-2	Speed	Sect-3	Speed	Laptime	Pit	lap	Sect-1	Speed	Sect-2	Speed	Sect-3	Speed	Laptime	Pit
1		113.4	32.542		40.725	100.3	1:49.174		8	27.471	113.4	32.311		41.076	98.6	1:40.858	
2	27.059	113.0	32.115		40.914	101.1	1:40.088		9	27.726	112.4	32.067		41.290	89.9	1:41.083	
3	26.809	115.5	32.295		39.896	100.8	1:39.000		10	28.338	112.2	31.849		40.566	99.2	1:40.753	
4	27.414	112.8	31.589		40.107	100.9	1:39.110		11	27.251	112.0	31.502		41.714	99.8	1:40.467	
5	26.922	113.6	31.272		39.667	100.6	1:37.861		12	27.832	111.1	31.514		41.677	97.7	1:41.023	
6	26.904	114.3	31.527		40.769	97.6	1:39.200		13	27.555	111.5	32.062		41.633	95.9	1:41.250	
7	27.675	113.2	32.007		40.546	96.2	1:40.228		14								

77 Francois Derossi (B)							Chevron B17										
lap	Sect-1	Speed	Sect-2	Speed	Sect-3	Speed	Laptime	Pit	lap	Sect-1	Speed	Sect-2	Speed	Sect-3	Speed	Laptime	Pit
1		104.4	32.613		40.226	100.8	1:50.030		5	27.299	114.5	31.233		39.125	100.9	1:37.657	
2	27.446	115.3	32.128		40.695	101.7	1:40.269		6	26.892	112.8	31.161		40.337	100.3	1:38.390	
3	27.797	113.4	31.524		39.974	101.7	1:39.295		7	27.622	113.9	31.281		39.477	98.4	1:38.380	
4	27.241	114.3	31.867		39.843	103.1	1:38.951		8								

88 Michael Scott (B)							Brabham BT28										
lap	Sect-1	Speed	Sect-2	Speed	Sect-3	Speed	Laptime	Pit	lap	Sect-1	Speed	Sect-2	Speed	Sect-3	Speed	Laptime	Pit
1		114.9	32.729		40.527	102.0	1:48.292		8	26.873	115.1	31.282		39.353	97.7	1:37.508	
2	26.990	114.9	32.481		40.801	100.6	1:40.272		9	26.874	116.1	31.160		39.518	101.6	1:37.552	
3	27.073	114.5	31.625		39.751	103.6	1:38.449		10	26.918	116.7	31.427		39.318	103.0	1:37.663	
4	26.887	110.9	32.800		39.515	103.0	1:39.202		11	26.539	115.7	30.878		41.373	101.4	1:38.790	
5	26.851	116.3	31.159		39.508	103.6	1:37.518		12	26.964	114.7	31.733		39.705	99.3	1:38.402	
6	26.421	117.9	31.702		39.350	102.6	1:37.473		13	26.868	114.5	31.550		39.290	104.2	1:37.708	
7	26.788	118.1	31.417		39.634	101.6	1:37.839		14								



Session Start: 11:38:40 - Finish: 12:00:01

Weather/Track Conditions: Sun / Dry

Circuit: Cadwell Park

Track Length: 3.519 Km - 2.1866 miles

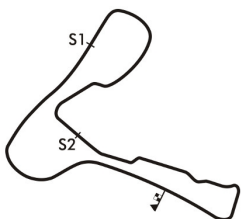
Printed: 20-05-2018 - 12:02

Cadwell Park 'Wolds Trophy' Historic Race Meeting - 19 - 20 May 2018

HSCC Historic Formula 3

Race 13 - Sector Analysis

89 Maurice Slotine (B)							Merlyn Mk14A										
Lap	Sect-1	Speed	Sect-2	Speed	Sect-3	Speed	Laptime	Pit	Lap	Sect-1	Speed	Sect-2	Speed	Sect-3	Speed	Laptime	Pit
1		108.2	33.251		41.682	97.6	1:53.015		8	29.164	107.9	33.678		42.233	95.2	1:45.075	
2	28.756	108.2	33.540		42.117	95.9	1:44.413		9	29.280	107.7	33.862		42.635	94.2	1:45.777	
3	28.952	107.9	33.244		42.514	94.8	1:44.710		10	30.009	108.2	32.985		42.014	99.0	1:45.008	
4	29.148	107.0	33.353		42.687	95.4	1:45.188		11	28.712	107.9	33.076		42.164	98.6	1:43.952	
5	30.391	108.1	33.483		41.878	97.9	1:45.752		12	28.468	108.2	33.488		42.477	98.4	1:44.433	
6	28.736	108.9	33.393		41.864	96.7	1:43.993		13	28.272	109.8	33.021		41.722	93.5	1:43.015	
7	29.199	107.2	32.915		42.464	95.6	1:44.578		14								

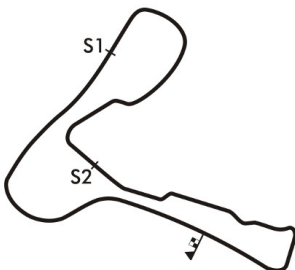


Cadwell Park 'Wolds Trophy' Historic Race Meeting - 19 - 20 May 2018

HSCC Historic Formula 3

Race 13 - Best Sector Times

	SECTOR 1			SECTOR 2			SECTOR 3			IDEAL / BEST LAP COMPARISON					
	NO	TIME	LAP	NO	TIME	LAP	NO	TIME	LAP	NO	NAME	BEST	IN	IDEAL	DIFF
1	88	26.421	6	1	30.740	11	1	38.725	10	1	Jon Milicevic	1:36.400	10	1:36.044	+0.356
2	10	26.562	6	88	30.878	11	77	39.125	5	10	Paul Waine	1:37.124	6	1:36.819	+0.305
3	1	26.579	11	61	30.896	5	10	39.167	8	63	Christoph Widmer	1:37.218	13	1:36.987	+0.231
4	24	26.707	6	63	31.032	11	63	39.189	3	88	Michael Scott	1:37.473	6	1:36.589	+0.884
5	63	26.766	13	10	31.090	7	24	39.223	12	24	Jon Waggitt	1:37.507	6	1:37.033	+0.474
6	69	26.809	3	24	31.103	5	88	39.290	13	69	Gregan Thruston	1:37.861	5	1:37.748	+0.113
7	77	26.892	6	77	31.161	6	6	39.462	6	6	Leif Bosson	1:38.296	6	1:38.170	+0.126
8	61	26.958	5	69	31.272	5	61	39.609	6	61	Andy Jarvis	1:38.360	6	1:37.463	+0.897
9	6	27.323	4	6	31.385	3	69	39.667	5	16	Mark Linstone	1:39.396	3	1:39.034	+0.362
10	16	27.348	5	16	31.955	13	16	39.731	3	2	Barry Sew ell	1:42.321	13	1:42.185	+0.136
11	89	28.272	13	2	32.473	9	2	40.728	13	89	Maurice Slotine	1:43.015	13	1:42.869	+0.146
12	9	28.349	9	89	32.915	7	89	41.682	1	9	Andrew Tart	1:43.387	13	1:43.202	+0.185
13	2	28.984	12	9	33.116	13	9	41.737	5	77	Francois Derossi	1:37.657	5	1:37.178	+0.479
14	56	30.040	2	56	35.090	2	56	44.104	1	56	John Counsell	1:49.408	2	1:49.234	+0.174



Session Start: 11:38:40 - Finish: 12:00:01

Weather/Track Conditions: Sun / Dry

Circuit: Cadwell Park

Track Length: 3.519 Km - 2.1866 miles

Printed: 20-05-2018 - 12:08

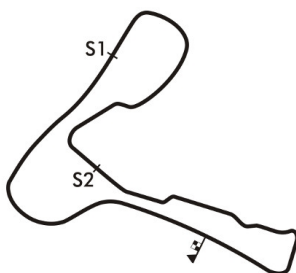


Cadwell Park 'Wolds Trophy' Historic Race Meeting - 19 - 20 May 2018

HSCC Historic Formula 3

Race 13 - Best Sector Speeds

	NO	SECTOR 1	MPH	NO	SECTOR 2	MPH	NO	SECTOR 3	MPH
1	24	Jon Waggitt	118.1	NO SPEED TRAP			24	Jon Waggitt	104.6
2	88	Michael Scott	118.1				10	Paul Waine	104.4
3	1	Jon Milicevic	116.1				88	Michael Scott	104.2
4	10	Paul Waine	116.1				77	Francois Derossi	103.1
5	63	Christoph Widmer	115.9				63	Christoph Widmer	102.6
6	69	Gregan Thruston	115.5				16	Mark Linstone	102.5
7	77	Francois Derossi	115.3				1	Jon Milicevic	101.9
8	6	Leif Bosson	114.3				6	Leif Bosson	101.7
9	61	Andy Jarvis	113.7				69	Gregan Thruston	101.1
10	16	Mark Linstone	113.4				9	Andrew Tart	99.9
11	9	Andrew Tart	112.8				61	Andy Jarvis	99.0
12	2	Barry Sew ell	109.8				89	Maurice Slotine	99.0
13	89	Maurice Slotine	109.8				2	Barry Sew ell	98.4
14	56	John Counsell	106.4				56	John Counsell	96.1



Session Start: 11:38:40 - Finish: 12:00:01

Weather/Track Conditions: Sun / Dry

Circuit: Cadwell Park

Track Length: 3.519 Km - 2.1866 miles

Printed: 20-05-2018 - 12:09



Cadwell Park 'Wolds Trophy' Historic Race Meeting - 19 - 20 May 2018

HSCC Historic Formula 3

Race 13 - Lap Chart

Lap 1			Lap 2			Lap 3			Lap 4			Lap 5			Lap 6		
NO	Behind	Laptime	NO	Behind	Laptime	NO	Behind	Laptime	NO	Behind	Laptime	NO	Behind	Laptime	NO	Behind	Laptime
1		1:43.798	1		1:38.282	1		1:37.463	1		1:37.863	1		1:38.143	1		1:38.847
24	2.668	1:46.466	63	4.215	1:39.237	63	4.422	1:37.670	63	4.175	1:37.616	63	4.269	1:38.237	63	3.430	1:38.008
63	3.260	1:47.058	24	4.829	1:40.443	24	6.462	1:39.096	10	7.030	1:37.856	10	6.563	1:37.676	10	4.840	1:37.124
10	3.950	1:47.748	10	5.343	1:39.675	10	7.037	1:39.157	24	8.253	1:39.654	24	7.740	1:37.630	24	6.400	1:37.507
88	4.494	1:48.292	88	6.484	1:40.272	88	7.470	1:38.449	88	8.809	1:39.202	88	8.184	1:37.518	88	6.810	1:37.473
69	5.376	1:49.174	69	7.182	1:40.088	69	8.719	1:39.000	69	9.966	1:39.110	69	9.684	1:37.861	69	10.037	1:39.200
6	6.092	1:49.890	6	8.095	1:40.285	6	9.707	1:39.075	6	10.978	1:39.134	77	10.653	1:37.657	77	10.196	1:38.390
77	6.232	1:50.030	77	8.219	1:40.269	77	10.051	1:39.295	77	11.139	1:38.951	6	12.173	1:39.338	6	11.622	1:38.296
16	6.686	1:50.484	16	8.771	1:40.367	16	10.704	1:39.396	16	12.376	1:39.535	61	13.695	1:38.929	61	13.208	1:38.360
61	7.580	1:51.378	61	9.374	1:40.076	61	11.397	1:39.486	61	12.909	1:39.375	16	14.627	1:40.394	16	16.193	1:40.413
89	9.217	1:53.015	89	15.348	1:44.413	89	22.595	1:44.710	89	29.920	1:45.188	2	36.196	1:43.889	2	40.552	1:43.203
2	10.868	1:54.666	2	17.107	1:44.521	2	23.357	1:43.713	2	30.450	1:44.956	89	37.529	1:45.752	89	42.675	1:43.993
9	13.284	1:57.082	9	20.413	1:45.411	9	27.894	1:44.944	9	34.220	1:44.189	9	40.254	1:44.177	9	45.463	1:44.056
56	16.884	2:00.682	56	28.010	1:49.408												

Session Start: 11:38:40 - Finish: 12:00:01

Weather/Track Conditions: Sun / Dry

Circuit: Cadwell Park

Track Length: 3.519 Km - 2.1866 miles

Printed: 20-05-2018 - 12:11

Cadwell Park 'Wolds Trophy' Historic Race Meeting - 19 - 20 May 2018

HSCC Historic Formula 3

Race 13 - Lap Chart

Lap 7			Lap 8			Lap 9			Lap 10			Lap 11			Lap 12		
NO	Behind	Laptime	NO	Behind	Laptime	NO	Behind	Laptime	NO	Behind	Laptime	NO	Behind	Laptime	NO	Behind	Laptime
1		1:37.613	1		1:38.044	1		1:39.711	1		1:36.400	1		1:36.504	1		1:39.435
63	4.349	1:38.532	63	4.849	1:38.544	10	2.789	1:37.478	10	4.046	1:37.657	88	7.890	1:38.790	88	6.857	1:38.402
10	4.806	1:37.579	10	5.022	1:38.260	63	3.615	1:38.477	63	5.550	1:38.335	63	8.172	1:39.126	63	7.154	1:38.417
88	7.036	1:37.839	88	6.500	1:37.508	88	4.341	1:37.552	88	5.604	1:37.663	24	9.137	1:38.453	24	7.654	1:37.952
24	7.474	1:38.687	24	7.741	1:38.311	24	5.811	1:37.781	24	7.188	1:37.777	10	19.710	1:52.168	10	19.451	1:39.176
77	10.963	1:38.380	69	15.466	1:40.858	6	16.797	1:40.482	69	21.191	1:40.753	69	25.154	1:40.467	69	26.742	1:41.023
69	12.652	1:40.228	6	16.026	1:40.813	69	16.838	1:41.083	6	21.716	1:41.319	6	26.122	1:40.910	6	27.313	1:40.626
6	13.257	1:39.248	61	16.530	1:40.047	61	17.194	1:40.375	16	29.625	1:40.342	16	35.242	1:42.121	16	36.885	1:41.078
61	14.527	1:38.932	16	23.101	1:41.706	16	25.683	1:42.293	61	54.914	2:14.120	61	59.327	1:40.917	61	1:00.415	1:40.523
16	19.439	1:40.859	2	52.087	1:43.326	2	55.058	1:42.682	2	1:02.960	1:44.302	2	1:09.507	1:43.051	2	1:12.705	1:42.633
2	46.805	1:43.866	89	56.671	1:45.075	89	1:02.737	1:45.777	9	1:11.057	1:44.585	9	1:18.138	1:43.585	9	1:23.271	1:44.568
89	49.640	1:44.578	9	57.824	1:43.556	9	1:02.872	1:44.759	89	1:11.345	1:45.008	89	1:18.793	1:43.952	89	1:23.791	1:44.433
9	52.312	1:44.462															

Session Start: 11:38:40 - Finish: 12:00:01

Weather/Track Conditions: Sun/Dry

Circuit: Cadwell Park

Track Length: 3.519 Km - 2.1866 miles

Printed: 20-05-2018 - 12:11

Cadwell Park 'Wolds Trophy' Historic Race Meeting - 19 - 20 May 2018

HSCC Historic Formula 3

Race 13 - Lap Chart

Lap 13		
NO	Behind	Laptime
1		1:39.941
63	4.431	1:37.218
88	4.624	1:37.708
24	5.299	1:37.586
10	18.205	1:38.695
69	28.051	1:41.250
6	29.455	1:42.083
16	37.249	1:40.305
61	1:00.688	1:40.214
2	1:15.085	1:42.321
9	1:26.717	1:43.387
89	1:26.865	1:43.015

Session Start: 11:38:40 - Finish: 12:00:01

Weather/Track Conditions: Sun/Dry

Circuit: Cadwell Park

Track Length: 3.519 Km - 2.1866 miles

Printed: 20-05-2018 - 12:11