



# Historic Sports Car Club

## Silverstone International Trophy

Saturday 16<sup>th</sup> – Sunday 17<sup>th</sup> June 2018

Results Booklet



Timing & Results by MST SYSTEMS Ltd.  
[www.mstworld.com](http://www.mstworld.com)

© MST SYSTEMS Ltd. 2018

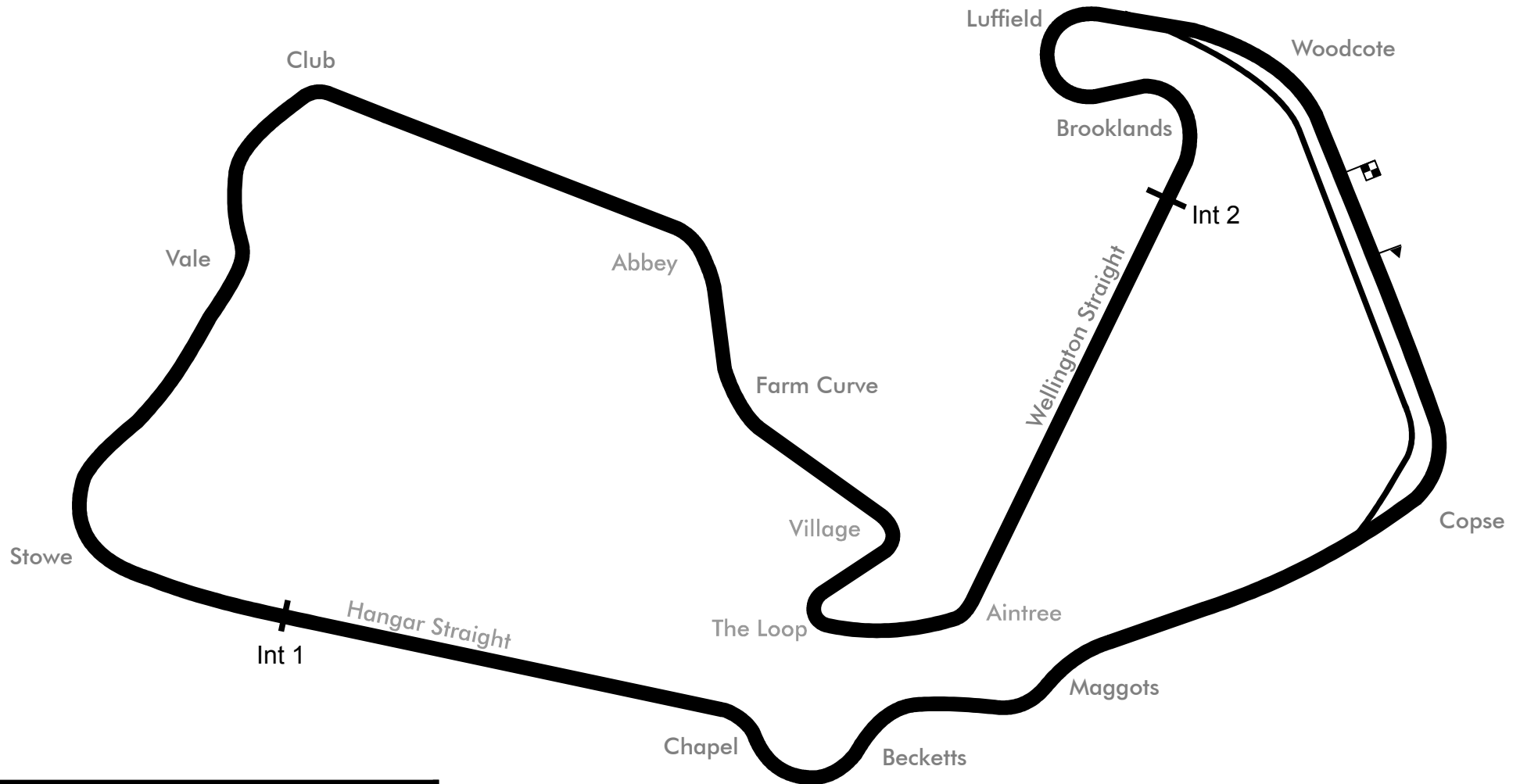
The Haysfield, Spring Lane North, Malvern, Worcestershire WR14 1GF  
tel: +44 (0)1684 560614 email: [motorsport@mstworld.com](mailto:motorsport@mstworld.com)



# Silverstone Historic Grand Prix Circuit

Towcester, Northamptonshire NN12 8TN

[www.silverstone.co.uk](http://www.silverstone.co.uk)



Circuit Length:	3.6393 M / 5.857 km
Pit Lane:	336m, 20s @ 60km/h
Intermediate 1:	2.033 km
Intermediate 2:	4.897 km
Start line offset:	83.9 m

## Silverstone International Trophy - 16 - 17 Jun 2018

### HSCC Historic Formula 3 Qualifying for Race 5 - Classification

Sheet No:

POS	NO	DRIVER/S	CLASS		CAR MAKE / MODEL	TIME	ON	LAPS	GAP	DIFF	MPH
			CLASS	POS							
1	1	Jon Milicevic	B	1	Brabham BT21B	2:16.683	6	8			95.85
2	25	Andrew Hibberd	B	2	Brabham BT18	2:17.551	6	8	0.868	0.868	95.25
3	63	Christoph Widmer	B	3	Brabham BT18A	2:20.745	9	9	4.062	3.194	93.09
4	46	Steve Smith	B	4	Chevron B15	2:21.395	9	9	4.712	0.650	92.66
5	10	Paul Waine	B	5	De Sanctis F3 69	2:21.617	7	9	4.934	0.222	92.52
6	88	Michael Scott	B	6	Brabham BT28	2:22.097	8	8	5.414	0.480	92.20
7	182	Michael O'Brien	HFJ	1	Lotus 2022	2:22.676	3	4	5.993	0.579	91.83
8	7	Steve Jones	B	7	Brabham BT28	2:23.925	8	8	7.242	1.249	91.03
9	16	Mark Linstone	B	8	Brabham BT21	2:24.651	4	8	7.968	0.726	90.57
10	69	Gregan Thruston	B	9	Brabham BT21B	2:26.022	2	5	9.339	1.371	89.72
11	82	Marcus Mussa	B	10	Tecno F3	2:26.417	7	8	9.734	0.395	89.48
12	44	Peter Hamilton	B	11	Tecno	2:26.564	6	8	9.881	0.147	89.39
13	96	Keith Messer	B	12	Vesey Ford	2:26.706	8	8	10.023	0.142	89.31
14	8	Martyn Halliday	B	13	Chevron B15C	2:27.895	6	8	11.212	1.189	88.59
15	9	Andrew Tart	B	14	Merlyn Mk9	2:27.944	8	8	11.261	0.049	88.56
16	2	Barry Sewell	B	15	Lotus 41	2:29.173	8	8	12.490	1.229	87.83
17	14	Simon Etherington	B	16	Brabham BT15	2:33.966	7	8	17.283	4.793	85.09
18	19	Peter Froude	B	17	Tecno F3	2:40.241	3	6	23.558	6.275	81.76
19	55	Mads Gravsén	B	18	Cooper T76	2:42.160	2	3	25.477	1.919	80.80
20	26	Roger Dexter	HFJ	2	Elva FJ100	2:52.293	7	7	35.610	10.133	76.04

Car 19 requires a working transponder - Regulation Q12.2.1 refers.  
Car 55 - Has 2 transponders - Please remove transponder No 9616145

*Session Start: 11:28:49 - Finish: 11:48:51*  
*Weather/Track Conditions: Bright / Dry*  
*Circuit: Silverstone Historic Grand Prix*  
*Track Length: 5.857 Km - 3.6394 miles*

These results are provisional until the conclusion of any judicial and technical matters.

Clerk of the Course:

Julian Floyd

Timekeeper:

Issued at:

# Silverstone International Trophy - 16 - 17 Jun 2018

## HSCC Historic Formula 3

### Qualifying for Race 5 - Sector Analysis

1 Jon Milicevic (B)								Brabham BT21B							
lap	Sect-1	Speed	Sect-2	Speed	Sect-3	Speed	Laptime Pit	lap	Sect-1	Speed	Sect-2	Speed	Sect-3	Speed	Laptime Pit
1	45.767	116.5	1:08.806	113.6	25.971	111.1	2:20.544	5	44.913	117.5	1:09.399	114.1	26.176	112.2	2:20.488
2	44.521	117.5	1:08.155	115.1	25.480	112.2	2:18.156	6	43.717	118.6	1:07.510	115.7	25.456	111.8	2:16.683
3	44.380	117.7	1:07.954	114.5	25.557	112.0	2:17.891	7	44.452	119.6	1:08.638	115.5	25.424	112.0	2:18.514
4	44.408	117.7	1:09.056	114.9	25.760	110.9	2:19.224	8	44.707	117.1	1:14.932	100.8	In		2:43.757 P

2 Barry Sewell (B)								Lotus 41							
lap	Sect-1	Speed	Sect-2	Speed	Sect-3	Speed	Laptime Pit	lap	Sect-1	Speed	Sect-2	Speed	Sect-3	Speed	Laptime Pit
1	56.975		1:23.586	104.4	28.907	105.4	2:49.468	5	48.296		1:15.975	109.7	27.416	107.8	2:31.687
2	49.915		1:17.005	105.0	29.180	105.1	2:36.100	6	47.077		1:16.503	109.5	27.806	106.9	2:31.386
3	49.474		1:16.991	108.1	27.964	105.2	2:34.429	7	47.468		1:15.185	108.8	27.442	106.9	2:30.095
4	50.372		1:16.365	108.6	28.152	105.1	2:34.889	8	47.291		1:14.523	108.1	27.359	106.6	2:29.173

7 Steve Jones (B)								Brabham BT28							
lap	Sect-1	Speed	Sect-2	Speed	Sect-3	Speed	Laptime Pit	lap	Sect-1	Speed	Sect-2	Speed	Sect-3	Speed	Laptime Pit
1	51.919	112.2	1:18.965	105.0	27.951	109.6	2:38.835	5	46.785	115.9	1:12.460	112.2	26.677	108.9	2:25.922
2	49.399	116.9	1:18.413	108.1	27.174	109.4	2:34.986	6	46.232	115.3	1:11.805	112.0	26.664	108.9	2:24.701
3	46.635	115.1	1:13.668	112.0	26.350	109.1	2:26.653	7	46.376	117.3	1:12.932	112.2	26.470	108.9	2:25.778
4	47.238	115.7	1:13.139	111.7	28.011	108.7	2:28.388	8	46.194	117.7	1:11.206	111.7	26.525	109.1	2:23.925

8 Martyn Halliday (B)								Chevron B15C							
lap	Sect-1	Speed	Sect-2	Speed	Sect-3	Speed	Laptime Pit	lap	Sect-1	Speed	Sect-2	Speed	Sect-3	Speed	Laptime Pit
1	52.823	108.8	1:22.825	99.4	28.453	108.3	2:44.101	5	48.163	113.9	1:16.826	113.4	27.164	112.0	2:32.153
2	49.201	118.4	1:19.368	101.4	29.642	109.6	2:38.211	6	46.880	118.8	1:14.010	112.2	27.005	111.3	2:27.895
3	48.950	113.0	1:16.364	110.6	27.226	111.3	2:32.540	7	47.161	117.3	1:16.228	110.0	27.670	111.5	2:31.059
4	48.118	117.7	1:14.862	110.2	27.796	110.3	2:30.776	8	47.501	114.7	2:10.807	96.0	29.313	105.7	3:27.621

9 Andrew Tart (B)								Merlyn Mk9							
lap	Sect-1	Speed	Sect-2	Speed	Sect-3	Speed	Laptime Pit	lap	Sect-1	Speed	Sect-2	Speed	Sect-3	Speed	Laptime Pit
1	51.116	114.5	1:16.179	110.7	28.025	108.2	2:35.320	5	49.347	117.1	1:34.874	112.4	27.512	108.5	2:51.733
2	47.493	117.3	1:13.737	111.7	27.514	110.7	2:28.744	6	47.104	115.5	1:13.803	111.1	27.724	108.0	2:28.631
3	47.640	117.1	1:14.184	112.8	27.765	109.1	2:29.589	7	46.799	116.5	1:15.976	112.8	27.255	109.1	2:30.030
4	46.629	116.3	1:13.463	113.0	27.968	109.8	2:28.060	8	47.223	117.7	1:13.411	111.1	27.310	108.3	2:27.944


10 Paul Waive (B)								De Sanctis F3 69							
lap	Sect-1	Speed	Sect-2	Speed	Sect-3	Speed	Laptime Pit	lap	Sect-1	Speed	Sect-2	Speed	Sect-3	Speed	Laptime Pit
1	52.089	115.7	1:17.119	111.7	26.944	111.3	2:36.152	6	45.547	115.3	1:11.422	112.0	26.176	110.7	2:23.145
2	46.378	119.2	1:11.885	111.5	27.419	112.2	2:25.682	7	45.221	115.9	1:10.559	113.4	25.837	111.1	2:21.617
3	46.748	119.0	1:12.919	110.7	26.780	110.5	2:26.447	8	44.695	116.5	1:10.889	113.0	26.116	111.5	2:21.700
4	46.205	114.7	1:12.437	111.1	26.265	110.3	2:24.907	9	47.280	117.3	1:10.444	112.0	26.082	111.5	2:23.806
5	45.208	115.9	1:11.905	111.7	26.326	110.5	2:23.439	10							

14 Simon Etherington (B)								Brabham BT15							
lap	Sect-1	Speed	Sect-2	Speed	Sect-3	Speed	Laptime Pit	lap	Sect-1	Speed	Sect-2	Speed	Sect-3	Speed	Laptime Pit
1	56.508	101.1	1:23.840	104.0	28.587	104.2	2:48.935	5	48.722	110.6	1:18.650	106.5	28.111	106.4	2:35.483
2	49.560		1:21.897	106.0	28.385	107.1	2:39.842	6	48.094	111.1	1:19.611	105.7	28.027	106.1	2:35.732
3	50.265	110.9	1:19.926	104.4	29.476	105.1	2:39.667	7	49.255	111.3	1:16.851	107.2	27.860	106.2	2:33.966
4	50.400	110.2	1:20.634	105.5	28.187	106.1	2:39.221	8	48.350	112.4	1:19.758	91.4	28.791	105.1	2:36.899

16 Mark Linstone (B)								Brabham BT21							
lap	Sect-1	Speed	Sect-2	Speed	Sect-3	Speed	Laptime Pit	lap	Sect-1	Speed	Sect-2	Speed	Sect-3	Speed	Laptime Pit
1	50.922		1:17.750	110.2	27.139	106.8	2:35.811	5	46.151		1:12.685	112.2	26.538	109.2	2:25.374
2	47.663		1:12.892	111.7	26.639	110.5	2:27.194	6	46.726		1:13.133	110.6	26.751	109.4	2:26.610
3	46.891		1:12.540	112.4	26.771	108.9	2:26.202	7	46.472		1:12.885	114.1	26.421	110.5	2:25.778
4	46.109		1:12.008	112.4	26.534	110.2	2:24.651	8	46.367		1:12.339	111.7	26.682	109.6	2:25.388



Session Start: 11:28:49 - Finish: 11:48:51

Weather/Track Conditions: Bright / Dry

Circuit: Silverstone Historic Grand Prix

Track Length: 5.857 Km - 3.6394 miles

Printed: 16-06-2018 - 11:53

# Silverstone International Trophy - 16 - 17 Jun 2018

## HSCC Historic Formula 3

### Qualifying for Race 5 - Sector Analysis

19 Peter Froude (B)							Tecno F3										
lap	Sect-1	Speed	Sect-2	Speed	Sect-3	Speed	Laptime	Pit	lap	Sect-1	Speed	Sect-2	Speed	Sect-3	Speed	Laptime	Pit
1							2:48.409		4			In		In		6:08.790	P
2							2:40.305		5							2:46.033	
3							2:40.241		6							3:26.599	

25 Andrew Hibberd (B)							Brabham BT18										
lap	Sect-1	Speed	Sect-2	Speed	Sect-3	Speed	Laptime	Pit	lap	Sect-1	Speed	Sect-2	Speed	Sect-3	Speed	Laptime	Pit
1	Out	118.1	1:10.022	114.7	25.893	112.2	2:18.971		5	44.089	121.4	1:08.627	115.9	25.535	112.6	2:18.251	
2	44.672	120.5	1:09.447	113.2	25.807	112.6	2:19.926		6	44.042	120.3	1:07.863	115.9	25.646	112.2	2:17.551	
3	44.345	119.6	1:09.000	116.3	25.828	112.8	2:19.173		7	44.166	120.9	1:10.203	114.9	25.624	112.8	2:19.993	
4	44.817	120.3	1:11.830	114.9	25.929	111.8	2:22.576		8	44.326	120.7	1:08.218	115.1	25.483	111.7	2:18.027	

26 Roger Dexter (HFJ)							Elva FJ100										
lap	Sect-1	Speed	Sect-2	Speed	Sect-3	Speed	Laptime	Pit	lap	Sect-1	Speed	Sect-2	Speed	Sect-3	Speed	Laptime	Pit
1	58.538	93.7	1:31.290	89.2	32.407	90.1	3:02.235		5	56.154	97.1	1:27.470	92.6	31.809	91.6	2:55.433	
2	57.321	95.9	1:30.916	88.2	32.304	92.4	3:00.541		6	55.521	94.7	1:27.534	91.2	31.887	92.4	2:54.942	
3	56.367	94.4	1:29.675	90.0	32.168	91.3	2:58.210		7	54.527	98.3	1:25.919	91.7	31.847	91.5	2:52.293	
4	57.200	93.5	1:28.291	89.0	31.923	91.6	2:57.414		8								

44 Peter Hamilton (B)							Tecno										
lap	Sect-1	Speed	Sect-2	Speed	Sect-3	Speed	Laptime	Pit	lap	Sect-1	Speed	Sect-2	Speed	Sect-3	Speed	Laptime	Pit
1	50.744	110.9	1:17.812	107.9	28.027	105.9	2:36.583		5	48.560	114.1	1:13.525	109.7	28.008	104.7	2:30.093	
2	47.853	113.7	1:15.507	107.0	28.719	107.5	2:32.079		6	46.473	114.9	1:12.879	109.5	27.212	106.8	2:26.564	
3	48.827	114.7	1:13.959	112.4	27.859	106.4	2:30.645		7	46.922	113.6	1:13.665	109.7	27.282	106.2	2:27.869	
4	46.830	116.9	1:12.976	113.4	27.431	107.1	2:27.237		8	46.864	114.7	1:12.726	109.7	27.029	106.2	2:26.619	


46 Steve Smith (B)							Chevron B15										
lap	Sect-1	Speed	Sect-2	Speed	Sect-3	Speed	Laptime	Pit	lap	Sect-1	Speed	Sect-2	Speed	Sect-3	Speed	Laptime	Pit
1	50.131	110.0	1:12.809	110.6	26.998	112.8	2:29.938		6	45.379	117.1	1:10.552	115.5	26.727	112.6	2:22.658	
2	45.521	120.5	1:09.784	119.8	26.186	113.0	2:21.491		7	44.931	119.8	1:10.009	115.7	26.810	112.4	2:21.750	
3	45.970	118.4	1:10.482	116.5	26.425	113.2	2:22.877		8	45.214	117.7	1:10.251	115.7	26.532	112.6	2:21.997	
4	44.877	118.8	1:10.822	115.1	26.779	112.4	2:22.478		9	45.183	118.1	1:09.884	115.9	26.328	112.4	2:21.395	
5	44.983	117.3	1:10.705	115.7	26.537	112.4	2:22.225		10								

55 Mads Gravsen (B)							Cooper T76										
lap	Sect-1	Speed	Sect-2	Speed	Sect-3	Speed	Laptime	Pit	lap	Sect-1	Speed	Sect-2	Speed	Sect-3	Speed	Laptime	Pit
1	57.231	91.6	1:22.977	83.4	30.185	89.6	2:50.393		3	52.609	85.5	1:20.896	83.9	In		2:56.562	P
2	52.728	86.6	1:20.221	84.5	29.211	88.4	2:42.160		4								

63 Christoph Widmer (B)							Brabham BT18A										
lap	Sect-1	Speed	Sect-2	Speed	Sect-3	Speed	Laptime	Pit	lap	Sect-1	Speed	Sect-2	Speed	Sect-3	Speed	Laptime	Pit
1	48.476	115.5	1:12.673	109.8	26.899	107.5	2:28.048		6	45.075	116.1	1:09.738	111.5	26.059	108.9	2:20.872	
2	45.965	115.7	1:10.216	110.7	26.255	109.1	2:22.436		7	45.691	115.5	1:10.762	108.8	26.712	108.7	2:23.165	
3	45.435	115.1	1:10.182	111.5	26.270	108.7	2:21.887		8	45.319	115.5	1:09.834	111.3	34.872	108.7	2:30.025	
4	45.245	114.5	1:09.556	112.2	26.145	108.5	2:20.946		9	45.107	116.7	1:09.391	112.0	26.247	111.7	2:20.745	
5	46.151	114.9	1:09.877	111.3	26.179	108.7	2:22.207		10								

69 Gegan Thruston (B)							Brabham BT21B										
lap	Sect-1	Speed	Sect-2	Speed	Sect-3	Speed	Laptime	Pit	lap	Sect-1	Speed	Sect-2	Speed	Sect-3	Speed	Laptime	Pit
1	51.896		1:16.237	110.4	27.494	109.1	2:35.627		4	48.834	113.7	1:12.276	110.2	30.289	70.0	2:31.399	
2	46.608	117.7	1:12.680	111.5	26.734	110.5	2:26.022		5	1:08.349	68.3	1:52.773	53.4	In		3:48.253	P
3	50.986	102.9	1:19.677	83.1	27.431	98.2	2:38.094		6								

82 Marcus Mussa (B)							Tecno F3										
lap	Sect-1	Speed	Sect-2	Speed	Sect-3	Speed	Laptime	Pit	lap	Sect-1	Speed	Sect-2	Speed	Sect-3	Speed	Laptime	Pit
1	50.457	109.7	1:16.207	106.5	28.370	105.1	2:35.034		5	48.210	113.4	1:14.429	107.9	27.505	106.1	2:30.144	
2	47.102	113.0	1:12.760	109.8	27.682	108.5	2:27.544		6	46.815	113.9	1:14.386	108.1	27.300	105.6	2:28.501	
3	48.375	115.1	1:14.147	111.7	27.430	106.8	2:29.952		7	46.836	112.4	1:12.472	109.7	27.109	106.1	2:26.417	
4	47.165	115.1	1:13.429	109.1	27.285	106.6	2:27.879		8	46.880	114.3	1:13.270	108.8	27.269	105.7	2:27.419	



Session Start: 11:28:49 - Finish: 11:48:51

Weather/Track Conditions: Bright / Dry

Circuit: Silverstone Historic Grand Prix

Track Length: 5.857 Km - 3.6394 miles

Printed: 16-06-2018 - 11:53

# Silverstone International Trophy - 16 - 17 Jun 2018


## HSCC Historic Formula 3

### Qualifying for Race 5 - Sector Analysis

88 Michael Scott (B)								Brabham BT28							
Lap	Sect-1	Speed	Sect-2	Speed	Sect-3	Speed	Laptime Pit	Lap	Sect-1	Speed	Sect-2	Speed	Sect-3	Speed	Laptime Pit
1	51.705	110.2	1:17.946	97.5	27.682	105.6	2:37.333	5	45.708	120.3	1:10.986	113.4	26.372	110.9	2:23.066
2	47.545	116.9	1:12.507	110.7	26.633	111.5	2:26.685	6	44.899	118.6	1:11.149	110.9	26.379	109.4	2:22.427
3	46.161	116.9	1:11.509	112.0	26.066	111.1	2:23.736	7	45.098	118.1	1:11.371	112.2	26.247	111.8	2:22.716
4	45.792	119.2	1:10.686	113.9	25.986	112.8	2:22.464	8	45.147	119.6	1:10.551	112.2	26.399	110.3	2:22.097

96 Keith Messer (B)								Vesey Ford							
Lap	Sect-1	Speed	Sect-2	Speed	Sect-3	Speed	Laptime Pit	Lap	Sect-1	Speed	Sect-2	Speed	Sect-3	Speed	Laptime Pit
1	52.163	114.3	1:18.157	104.9	27.726	108.7	2:38.046	5	47.652	114.1	1:13.643	110.0	26.607	108.0	2:27.902
2	48.224	111.8	1:14.672	109.7	26.915	108.7	2:29.811	6	47.036	115.3	1:13.679	109.8	26.532	108.0	2:27.247
3	47.592	116.1	1:14.635	109.1	26.899	108.0	2:29.126	7	46.504	113.6	1:12.564	109.8	31.450	103.1	2:30.518
4	47.787	114.3	1:13.531	110.0	26.816	106.6	2:28.134	8	47.427	115.7	1:12.883	110.2	26.396	107.6	2:26.706

182 Michael O'Brien (HFJ)								Lotus 20/22							
Lap	Sect-1	Speed	Sect-2	Speed	Sect-3	Speed	Laptime Pit	Lap	Sect-1	Speed	Sect-2	Speed	Sect-3	Speed	Laptime Pit
1	46.292	123.4	1:14.855	116.5	27.240	109.2	2:28.387	3	45.700	118.4	1:10.421	114.9	26.555	108.9	2:22.676
2	45.943	121.8	1:11.490	114.7	27.237	109.2	2:24.670	4	46.162	99.0	1:12.402	114.3	26.685	110.0	2:25.249




# Silverstone International Trophy - 16 - 17 Jun 2018

## HSCC Historic Formula 3

### Qualifying for Race 5 - Best Sector Times

	SECTOR 1			SECTOR 2			SECTOR 3			IDEAL / BEST LAP COMPARISON					
	NO	TIME	LAP	NO	TIME	LAP	NO	TIME	LAP	NO	NAME	BEST	IN	IDEAL	DIFF
1	1	43.717	6	1	1:07.510	6	1	25.424	7	1	Jon Milicevic	2:16.683	6	2:16.651	+0.032
2	25	44.042	6	25	1:07.863	6	25	25.483	8	25	Andrew Hbberd	2:17.551	6	2:17.388	+0.163
3	10	44.695	8	63	1:09.391	9	10	25.837	7	63	Christoph Widmer	2:20.745	9	2:20.525	+0.220
4	46	44.877	4	46	1:09.784	2	88	25.986	4	46	Steve Smith	2:21.395	9	2:20.847	+0.548
5	88	44.899	6	182	1:10.421	3	63	26.059	6	10	Paul Waine	2:21.617	7	2:20.976	+0.641
6	182	45.023	5	10	1:10.444	9	46	26.186	2	88	Michael Scott	2:22.097	8	2:21.436	+0.661
7	63	45.075	6	88	1:10.551	8	7	26.350	3	182	Michael O'Brien	2:22.676	3	2:21.999	+0.677
8	16	46.109	4	7	1:11.206	8	96	26.396	8	7	Steve Jones	2:23.925	8	2:23.750	+0.175
9	7	46.194	8	16	1:12.008	4	16	26.421	7	16	Mark Linstone	2:24.651	4	2:24.538	+0.113
10	44	46.473	6	69	1:12.276	4	182	26.555	3	69	Gregan Thruston	2:26.022	2	2:25.618	+0.404
11	96	46.504	7	82	1:12.472	7	69	26.734	2	82	Marcus Mussa	2:26.417	7	2:26.396	+0.021
12	69	46.608	2	96	1:12.564	7	8	27.005	6	44	Peter Hamilton	2:26.564	6	2:26.228	+0.336
13	9	46.629	4	44	1:12.726	8	44	27.029	8	96	Keith Messer	2:26.706	8	2:25.464	+1.242
14	82	46.815	6	9	1:13.411	8	82	27.109	7	8	Martyn Halliday	2:27.895	6	2:27.895	+0.000
15	8	46.880	6	8	1:14.010	6	9	27.255	7	9	Andrew Tart	2:27.944	8	2:27.295	+0.649
16	2	47.077	6	2	1:14.523	8	2	27.359	8	2	Barry Sew ell	2:29.173	8	2:28.959	+0.214
17	14	48.094	6	14	1:16.851	7	14	27.860	7	14	Simon Etherington	2:33.966	7	2:32.805	+1.161
18	55	52.609	3	55	1:20.221	2	55	29.211	2	19	Peter Froude	2:40.241	3		+
19	26	54.527	7	26	1:25.919	7	26	31.809	5	55	Mads Gravsén	2:42.160	2	2:42.041	+0.119
20	19			19			19			26	Roger Dexter	2:52.293	7	2:52.255	+0.038



Session Start: 11:28:49 - Finish: 11:48:51

Weather/Track Conditions: Bright / Dry

Circuit: Silverstone Historic Grand Prix

Track Length: 5.857 Km - 3.6394 miles

Printed: 16-06-2018 - 11:53




# Silverstone International Trophy - 16 - 17 Jun 2018

## HSCC Historic Formula 3

### Qualifying for Race 5 - Best Sector Speeds

	NO	SECTOR 1	MPH	NO	SECTOR 2	MPH	NO	SECTOR 3	MPH
1	182	Michael O'Brien	123.4	46	Steve Smith	119.8	46	Steve Smith	113.2
2	25	Andrew Hbberd	121.4	182	Michael O'Brien	116.5	25	Andrew Hbberd	112.8
3	46	Steve Smith	120.5	25	Andrew Hbberd	116.3	88	Michael Scott	112.8
4	88	Michael Scott	120.3	1	Jon Milicevic	115.7	1	Jon Milicevic	112.2
5	1	Jon Milicevic	119.6	16	Mark Linstone	114.1	10	Paul Waine	112.2
6	10	Paul Waine	119.2	88	Michael Scott	113.9	8	Martyn Halliday	112.0
7	8	Martyn Halliday	118.8	8	Martyn Halliday	113.4	63	Christoph Widmer	111.7
8	7	Steve Jones	117.7	10	Paul Waine	113.4	9	Andrew Tart	110.7
9	9	Andrew Tart	117.7	44	Peter Hamilton	113.4	16	Mark Linstone	110.5
10	69	Gregan Thruston	117.7	9	Andrew Tart	113.0	69	Gregan Thruston	110.5
11	44	Peter Hamilton	116.9	7	Steve Jones	112.2	182	Michael O'Brien	110.0
12	63	Christoph Widmer	116.7	63	Christoph Widmer	112.2	7	Steve Jones	109.6
13	96	Keith Messer	116.1	82	Marcus Mussa	111.7	96	Keith Messer	108.7
14	82	Marcus Mussa	115.1	69	Gregan Thruston	111.5	82	Marcus Mussa	108.5
15	14	Simon Etherington	112.4	96	Keith Messer	110.2	2	Barry Sew ell	107.8
16	26	Roger Dexter	98.3	2	Barry Sew ell	109.7	44	Peter Hamilton	107.5
17	55	Mads Gravs en	91.6	14	Simon Etherington	107.2	14	Simon Etherington	107.1
18	2	Barry Sew ell	0.0	26	Roger Dexter	92.6	26	Roger Dexter	92.4
19	16	Mark Linstone	0.0	55	Mads Gravs en	84.5	55	Mads Gravs en	90.8
20	19	Peter Froude	0.0	19	Peter Froude	0.0	19	Peter Froude	0.0



**Session Start: 11:28:49 - Finish: 11:48:51**

**Weather/Track Conditions: Bright / Dry**

**Circuit: Silverstone Historic Grand Prix**

**Track Length: 5.857 Km - 3.6394 miles**

**Printed: 16-06-2018 - 11:54**



# Silverstone International Trophy - 16 - 17 Jun 2018

## HSCC Historic Formula 3

### Race 5 - Starting Grid

Sheet No:

*Start Time : 16:50 - Heat Duration : 20 Minutes*

10	20 <span style="background-color: black; color: white; padding: 2px;">26</span> Roger Dexter	19 <span style="background-color: black; color: white; padding: 2px;">55</span> Mads Gravsén
9	18 <span style="background-color: black; color: white; padding: 2px;">19</span> Peter Froude	17 <span style="background-color: black; color: white; padding: 2px;">14</span> Simon Etherington
8	16 <span style="background-color: black; color: white; padding: 2px;">2</span> Barry Sewell	15 <span style="background-color: black; color: white; padding: 2px;">9</span> Andrew Tart
7	14 <span style="background-color: black; color: white; padding: 2px;">8</span> Martyn Halliday	13 <span style="background-color: black; color: white; padding: 2px;">96</span> Keith Messer
6	12 <span style="background-color: black; color: white; padding: 2px;">44</span> Peter Hamilton	11 <span style="background-color: black; color: white; padding: 2px;">82</span> Marcus Mussa
5	10 <span style="background-color: black; color: white; padding: 2px;">69</span> Gregan Thruston	9 <span style="background-color: black; color: white; padding: 2px;">16</span> Mark Linstone
4	8 <span style="background-color: black; color: white; padding: 2px;">7</span> Steve Jones	7 <span style="background-color: black; color: white; padding: 2px;">182</span> Michael O'Brien
3	6 <span style="background-color: black; color: white; padding: 2px;">88</span> Michael Scott	5 <span style="background-color: black; color: white; padding: 2px;">10</span> Paul Waine
2	4 <span style="background-color: black; color: white; padding: 2px;">46</span> Steve Smith	3 <span style="background-color: black; color: white; padding: 2px;">63</span> Christoph Widmer
1	2 <span style="background-color: black; color: white; padding: 2px;">25</span> Andrew Hibberd	1 <span style="background-color: black; color: white; padding: 2px;">1</span> Jon Milicevic
ROW	Pole Left	

These results are provisional until the conclusion of any judicial and technical matters.

*Circuit: Silverstone Historic Grand Prix*

*Track Length: 5.857 Km - 3.6394 miles*

Clerk of the Course:

Timekeeper:

Issued at:

Julian Floyd

# Silverstone International Trophy - 16 - 17 Jun 2018

## HSCC Historic Formula 3

### Race 5 - Classification

Sheet No:

POS	NO	DRIVER/S	CLASS	CLASS POS	CAR MAKE / MODEL	TIME	LAPS	GAP	DIFF	MPH	BEST	ON
1	1	Jon Milicevic	B	1	Brabham BT21B	20:43.067	9	-- 9 laps --		94.86	2:16.968	9
2	25	Andrew Hibberd	B	2	Brabham BT18	20:43.272	9	0.205	0.205	94.84	2:17.012	6
3	46	Steve Smith	B	3	Chevron B15	21:19.429	9	36.362	36.157	92.16	2:20.764	8
4	88	Michael Scott	B	4	Brabham BT28	21:20.279	9	37.212	0.850	92.10	2:20.912	9
5	63	Christoph Widmer	B	5	Brabham BT18A	21:22.499	9	39.432	2.220	91.94	2:21.471	3
6	10	Paul Waive	B	6	De Sanctis F3 69	21:35.460	9	52.393	12.961	91.02	2:21.737	3
7	7	Steve Jones	B	7	Brabham BT28	21:43.759	9	1:00.692	8.299	90.44	2:23.365	8
8	44	Peter Hamilton	B	8	Tecno	22:07.568	9	1:24.501	23.809	88.82	2:24.434	4
9	82	Marcus Mussa	B	9	Tecno F3	22:07.625	9	1:24.558	0.057	88.81	2:24.889	6
10	69	Gregan Thruston	B	10	Brabham BT21B	22:14.007	9	1:30.940	6.382	88.39	2:26.004	3
11	2	Barry Sewell	B	11	Lotus 41	22:24.578	9	1:41.511	10.571	87.69	2:25.888	9
12	9	Andrew Tart	B	12	Merlyn Mk9	22:27.170	9	1:44.103	2.592	87.53	2:27.704	6
13	8	Martyn Halliday	B	13	Chevron B15C	22:35.708	9	1:52.641	8.538	86.97	2:28.098	2
14	14	Simon Eherington	B	14	Brabham BT15	21:03.561	8	-- 8 laps --	58.631	82.95	2:35.052	5
15	16	Mark Linstone	B	15	Brabham BT21	21:26.441	8	22.880	22.880	81.47	2:26.622	2
16	26	Roger Dexter	HFJ	1	Elva FJ100	20:43.372	7	-- 7 laps --	1:43.859	73.76	2:52.209	7

----- NOT CLASSIFIED -----

DNF 96	Keith Messer	B		Vesey Ford	17:43.868	7	-- 7 laps --		86.20	2:25.920	6
--------	--------------	---	--	------------	-----------	---	--------------	--	-------	----------	---

----- FASTEST LAP SUMMARY -----

NO	DRIVER/S	CLASS	CAR MAKE / MODEL	FASTEST LAP	ON	MPH
1	Jon Milicevic	B	Brabham BT21B	2:16.968	9	95.66
26	Roger Dexter	HFJ	Elva FJ100	2:52.209	7	76.08

Session Start: 17:10:01 - Finish: 17:30:43

Weather/Track Conditions: Cloudy / Dry

Circuit: Silverstone Historic Grand Prix

Track Length: 5.857 Km - 3.6394 miles

These results are provisional until the conclusion of any judicial and technical matters.

Clerk of the Course:

Timekeeper:

Issued at:

Julian Floyd



Printed: 16-06-2018 - 17:33

Results: [www.mstworld.com](http://www.mstworld.com) . Live Timing: <https://livetiming.getraceresults.com/mst> . Email: [timing@mstworld.com](mailto:timing@mstworld.com)

# Silverstone International Trophy - 16 - 17 Jun 2018

## HSCC Historic Formula 3

### Race 5 - Sector Analysis

1 Jon Milicevic (B)							Brabham BT21B										
lap	Sect-1	Speed	Sect-2	Speed	Sect-3	Speed	Laptime	Pit	lap	Sect-1	Speed	Sect-2	Speed	Sect-3	Speed	Laptime	Pit
1		116.9	1:08.934	114.9	25.725	111.3	2:21.121		6	44.253	123.4	1:08.026	115.9	25.450	110.5	2:17.729	
2	44.239	119.0	1:07.841	115.5	25.471	110.5	2:17.551		7	44.173	119.0	1:07.889	116.1	25.405	110.7	2:17.467	
3	44.169	118.6	1:08.363	116.5	25.387	110.3	2:17.919		8	44.025	118.8	1:09.033	116.7	25.988	111.3	2:19.046	
4	43.813	119.6	1:07.816	116.1	25.441	110.5	2:17.070		9	44.149	119.6	1:07.368	116.5	25.451	111.1	2:16.968	
5	44.886	118.6	1:07.747	116.3	25.563	110.7	2:18.196		10								

2 Barry Sewell (B)							Lotus 41										
lap	Sect-1	Speed	Sect-2	Speed	Sect-3	Speed	Laptime	Pit	lap	Sect-1	Speed	Sect-2	Speed	Sect-3	Speed	Laptime	Pit
1		113.6	1:15.845	111.3	28.098	106.2	2:39.676		6	47.111	117.1	1:12.696	110.0	27.136	106.4	2:26.943	
2	47.451	117.1	1:14.493	111.3	27.552	105.1	2:29.496		7	47.852	116.1	1:12.785	111.5	27.451	107.1	2:28.088	
3	48.024	117.7	1:14.457	108.1	27.693	104.9	2:30.174		8	46.390	117.7	1:13.585	111.3	26.920	107.1	2:26.895	
4	48.932	117.1	1:13.757	110.7	27.382	105.9	2:30.071		9	46.767	114.5	1:12.298	111.7	26.823	106.2	2:25.888	
5	47.264	116.5	1:13.042	112.0	27.041	106.8	2:27.347		10								

7 Steve Jones (B)							Brabham BT28										
lap	Sect-1	Speed	Sect-2	Speed	Sect-3	Speed	Laptime	Pit	lap	Sect-1	Speed	Sect-2	Speed	Sect-3	Speed	Laptime	Pit
1		119.4	1:12.861	112.4	27.025	108.3	2:29.807		6	45.725	117.1	1:11.066	112.6	26.785	108.2	2:23.576	
2	47.162	116.7	1:12.548	112.6	26.958	107.8	2:26.668		7	46.215	116.3	1:10.812	112.0	26.555	108.2	2:23.582	
3	46.869	117.3	1:12.307	112.6	26.550	108.0	2:25.726		8	46.002	116.5	1:11.022	112.6	26.341	108.3	2:23.365	
4	46.385	117.3	1:11.161	113.0	26.518	107.5	2:24.064		9	45.695	116.1	1:10.922	112.6	26.800	108.0	2:23.417	
5	45.999	116.9	1:11.171	113.4	26.384	108.7	2:23.554		10								


8 Martyn Halliday (B)							Chevron B15C										
lap	Sect-1	Speed	Sect-2	Speed	Sect-3	Speed	Laptime	Pit	lap	Sect-1	Speed	Sect-2	Speed	Sect-3	Speed	Laptime	Pit
1		113.2	1:15.835	112.2	27.297	111.7	2:38.270		6	47.206	120.7	1:15.697	106.7	27.471	110.5	2:30.374	
2	47.039	117.9	1:13.889	111.8	27.170	113.4	2:28.098		7	48.643	115.1	1:15.526	113.6	26.823	110.5	2:30.992	
3	47.577	122.7	1:13.691	113.2	28.959	110.9	2:30.227		8	47.534	117.5	1:14.511	112.8	27.095	110.7	2:29.140	
4	46.813	122.0	1:15.509	113.2	26.912	111.5	2:29.234		9	47.397	117.5	1:16.085	112.4	27.296	110.0	2:30.778	
5	46.821	120.9	1:14.537	115.1	27.237	108.9	2:28.595		10								

9 Andrew Tart (B)							Merlyn Mk9										
lap	Sect-1	Speed	Sect-2	Speed	Sect-3	Speed	Laptime	Pit	lap	Sect-1	Speed	Sect-2	Speed	Sect-3	Speed	Laptime	Pit
1		120.3	1:16.301	112.4	27.701	108.3	2:37.727		6	46.974	118.6	1:13.141	112.6	27.589	108.3	2:27.704	
2	47.187	118.4	1:13.810	113.6	27.411	108.9	2:28.408		7	47.651	117.7	1:13.869	111.7	28.026	108.3	2:29.546	
3	46.477	121.4	1:14.126	112.8	27.979	107.8	2:28.582		8	47.025	117.1	1:14.557	108.1	27.648	109.2	2:29.230	
4	47.341	118.6	1:13.614	112.8	27.759	108.0	2:28.714		9	46.855	119.2	1:13.478	113.4	27.522	108.3	2:27.855	
5	47.252	118.1	1:14.496	113.4	27.656	108.2	2:29.404		10								

10 Paul Waine (B)							De Sanctis F3 69										
lap	Sect-1	Speed	Sect-2	Speed	Sect-3	Speed	Laptime	Pit	lap	Sect-1	Speed	Sect-2	Speed	Sect-3	Speed	Laptime	Pit
1		117.7	1:11.211	115.3	26.015	114.0	2:24.983		6	45.876	117.1	1:10.992	113.4	26.534	110.0	2:23.402	
2	45.214	121.6	1:10.842	114.9	26.474	113.6	2:22.530		7	45.552	117.1	1:11.511	112.2	26.325	110.2	2:23.388	
3	45.311	120.7	1:10.173	113.7	26.253	113.4	2:21.737		8	45.401	117.1	1:10.815	113.4	26.174	110.7	2:22.390	
4	45.936	122.7	1:09.780	112.4	34.573	108.7	2:30.289		9	45.615	116.1	1:10.952	113.2	26.304	110.2	2:22.871	
5	46.222	116.7	1:11.274	113.2	26.374	110.5	2:23.870		10								

14 Simon Etherington (B)							Brabham BT15										
lap	Sect-1	Speed	Sect-2	Speed	Sect-3	Speed	Laptime	Pit	lap	Sect-1	Speed	Sect-2	Speed	Sect-3	Speed	Laptime	Pit
1		108.9	1:19.507	104.2	28.889	103.6	2:45.959		5	48.972	110.4	1:18.497	106.2	27.583	104.6	2:35.052	
2	50.055	109.1	1:20.989	103.4	28.385	104.2	2:39.429		6	48.880	111.1	1:20.207	104.5	28.076	104.1	2:37.163	
3	49.853	109.5	1:19.471	105.2	27.799	103.2	2:37.123		7	48.682	110.7	1:20.305	104.4	27.488	105.2	2:36.475	
4	49.678	108.8	1:19.446	105.5	27.603	104.2	2:36.727		8	48.523	109.7	1:19.203	104.2	27.907	104.4	2:35.633	

16 Mark Linstone (B)							Brabham BT21										
lap	Sect-1	Speed	Sect-2	Speed	Sect-3	Speed	Laptime	Pit	lap	Sect-1	Speed	Sect-2	Speed	Sect-3	Speed	Laptime	Pit
1		120.3	1:13.694	112.2	26.834	108.0	2:30.874		5	47.565	115.1	1:16.545	105.8	27.682	98.2	2:31.792	
2	46.776	117.7	1:13.008	112.4	26.838	108.5	2:26.622		6	48.006	115.3	1:14.992	105.2	27.661	101.8	2:30.659	
3	46.597	118.4	1:23.001	111.8	In		2:48.089 P		7	47.216	115.1	1:14.079	110.4	27.647	103.4	2:28.942	
4	Out	113.2	1:15.649	105.7	27.829	101.2	3:42.535 P		8	46.223	115.5	1:13.833	111.1	26.872	106.6	2:26.928	



Session Start: 17:10:01 - Finish: 17:30:43

Weather/Track Conditions: Cloudy / Dry

Circuit: Silverstone Historic Grand Prix

Track Length: 5.857 Km - 3.6394 miles

Printed: 16-06-2018 - 17:33

# Silverstone International Trophy - 16 - 17 Jun 2018

## HSCC Historic Formula 3

### Race 5 - Sector Analysis

25 Andrew Hibberd (B)								Brabham BT18							
lap	Sect-1	Speed	Sect-2	Speed	Sect-3	Speed	Laptime Pit	lap	Sect-1	Speed	Sect-2	Speed	Sect-3	Speed	Laptime Pit
1		123.1	1:09.356	116.5	25.807	112.4	2:22.243	6	44.029	123.6	1:07.583	117.5	25.400	112.0	2:17.012
2	43.821	123.6	1:07.555	118.8	25.648	112.8	2:17.024	7	43.402	122.0	1:07.993	117.7	25.650	112.8	2:17.045
3	43.487	121.6	1:08.641	114.5	25.473	113.0	2:17.601	8	43.719	122.9	1:09.242	116.7	25.904	112.0	2:18.865
4	43.746	122.7	1:08.229	117.9	25.561	112.0	2:17.536	9	44.105	125.0	1:07.369	119.4	25.579	110.3	2:17.053
5	44.182	122.5	1:08.961	117.1	25.750	111.8	2:18.893	10							

26 Roger Dexter (HFJ)								Elva FJ100							
lap	Sect-1	Speed	Sect-2	Speed	Sect-3	Speed	Laptime Pit	lap	Sect-1	Speed	Sect-2	Speed	Sect-3	Speed	Laptime Pit
1		98.1	1:31.293	89.4	33.038	88.4	3:05.879	5	56.052	97.0	1:27.301	86.8	31.878	89.1	2:55.231
2	57.498	95.1	1:30.303	90.8	32.809	87.1	3:00.610	6	57.046	94.4	1:25.455	92.8	31.254	90.8	2:53.755
3	56.961	96.0	1:28.505	88.0	32.355	89.4	2:57.821	7	55.417	94.5	1:25.711	94.5	31.081	92.1	2:52.209
4	57.483	93.7	1:28.748	93.7	31.636	90.7	2:57.867	8							

44 Peter Hamilton (B)								Tecno							
lap	Sect-1	Speed	Sect-2	Speed	Sect-3	Speed	Laptime Pit	lap	Sect-1	Speed	Sect-2	Speed	Sect-3	Speed	Laptime Pit
1		117.7	1:14.394	113.4	26.886	108.9	2:32.115	6	46.669	115.5	1:11.810	110.6	26.742	106.8	2:25.221
2	46.529	117.5	1:12.192	114.1	27.158	109.2	2:25.879	7	46.942	113.7	1:11.972	109.8	26.554	106.1	2:25.468
3	46.501	120.7	1:11.934	112.2	26.458	108.2	2:24.893	8	47.036	114.1	1:13.206	83.2	37.083	105.6	2:37.325
4	46.406	118.6	1:11.384	112.4	26.644	106.9	2:24.434	9	47.222	112.2	1:13.230	109.5	26.988	106.4	2:27.440
5	46.764	115.5	1:11.310	110.7	26.719	107.1	2:24.793	10							

46 Steve Smith (B)								Chevron B15							
lap	Sect-1	Speed	Sect-2	Speed	Sect-3	Speed	Laptime Pit	lap	Sect-1	Speed	Sect-2	Speed	Sect-3	Speed	Laptime Pit
1		120.7	1:10.512	119.2	26.012	113.8	2:24.128	6	45.261	120.1	1:09.637	117.7	26.368	112.6	2:21.266
2	45.404	120.7	1:10.878	117.9	26.322	112.0	2:22.604	7	45.030	119.6	1:09.894	116.3	27.095	112.2	2:22.019
3	45.256	120.3	1:10.736	119.4	26.358	113.6	2:22.350	8	44.798	120.1	1:09.680	117.7	26.286	112.0	2:20.764
4	45.490	122.5	1:10.209	120.1	27.890	102.8	2:23.589	9	44.916	118.8	1:09.559	116.7	26.477	111.7	2:20.952
5	45.504	121.1	1:09.397	120.1	26.856	111.5	2:21.757	10							


63 Christoph Widmer (B)								Brabham BT18A							
lap	Sect-1	Speed	Sect-2	Speed	Sect-3	Speed	Laptime Pit	lap	Sect-1	Speed	Sect-2	Speed	Sect-3	Speed	Laptime Pit
1		120.9	1:10.441	111.8	26.553	111.3	2:24.631	6	45.678	121.8	1:10.327	116.5	26.074	111.7	2:22.079
2	44.961	121.6	1:10.950	111.8	26.651	110.5	2:22.562	7	45.508	121.4	1:10.060	112.6	26.674	108.2	2:22.242
3	44.835	121.6	1:10.285	112.0	26.351	107.3	2:21.471	8	45.555	120.3	1:09.762	113.7	26.365	109.1	2:21.682
4	45.748	116.9	1:10.319	112.6	26.250	107.3	2:22.317	9	45.519	121.4	1:09.984	112.0	26.460	108.0	2:21.963
5	45.776	115.9	1:10.789	111.7	26.987	107.5	2:23.552	10							

69 Gregan Thruston (B)								Brabham BT21B							
lap	Sect-1	Speed	Sect-2	Speed	Sect-3	Speed	Laptime Pit	lap	Sect-1	Speed	Sect-2	Speed	Sect-3	Speed	Laptime Pit
1		118.6	1:13.923	112.6	26.790	108.5	2:31.554	6	48.107	114.5	1:12.658	110.2	26.667	108.5	2:27.432
2	47.866	117.9	1:12.411	113.7	26.733	108.3	2:27.010	7	47.776	114.7	1:18.984	111.3	26.877	107.8	2:33.637
3	46.590	120.5	1:12.425	112.2	26.989	107.3	2:26.004	8	48.096	112.0	1:12.594	110.4	26.820	107.5	2:27.510
4	48.114	116.1	1:12.373	108.9	26.641	107.8	2:27.128	9	47.400	113.6	1:12.326	111.1	27.152	103.6	2:26.878
5	47.235	114.5	1:12.417	111.7	27.202	106.6	2:26.854	10							

82 Marcus Mussa (B)								Tecno F3							
lap	Sect-1	Speed	Sect-2	Speed	Sect-3	Speed	Laptime Pit	lap	Sect-1	Speed	Sect-2	Speed	Sect-3	Speed	Laptime Pit
1		116.7	1:15.484	108.9	27.396	104.4	2:34.751	6	46.235	114.9	1:11.763	110.9	26.891	106.8	2:24.889
2	48.042	114.9	1:13.563	109.7	27.404	105.7	2:29.009	7	47.131	114.5	1:14.410	108.6	27.428	105.4	2:28.969
3	46.876	116.1	1:12.567	109.7	27.315	104.9	2:26.758	8	46.564	113.2	1:11.723	109.5	27.321	106.1	2:25.608
4	46.513	115.7	1:12.020	109.1	26.957	104.7	2:25.490	9	46.012	114.7	1:13.361	112.4	26.863	104.7	2:26.236
5	46.615	113.9	1:12.527	109.3	26.773	105.6	2:25.915	10							



Session Start: 17:10:01 - Finish: 17:30:43

Weather/Track Conditions: Cloudy / Dry

Circuit: Silverstone Historic Grand Prix

Track Length: 5.857 Km - 3.6394 miles

Printed: 16-06-2018 - 17:33


# Silverstone International Trophy - 16 - 17 Jun 2018

## HSCC Historic Formula 3

### Race 5 - Sector Analysis

88 Michael Scott (B)								Brabham BT28							
Lap	Sect-1	Speed	Sect-2	Speed	Sect-3	Speed	Laptime Pit	Lap	Sect-1	Speed	Sect-2	Speed	Sect-3	Speed	Laptime Pit
1		119.6	1:11.043	113.2	26.396	111.5	2:25.993	6	45.491	123.6	1:10.040	117.1	25.721	114.0	2:21.252
2	45.335	119.0	1:11.032	113.2	26.363	110.7	2:22.730	7	45.330	123.4	1:09.819	115.7	26.815	112.6	2:21.964
3	45.179	121.4	1:10.380	113.9	26.053	111.8	2:21.612	8	45.596	121.6	1:09.642	114.9	26.233	112.0	2:21.471
4	45.226	120.7	1:10.665	114.9	26.853	110.5	2:22.744	9	44.738	121.4	1:10.180	113.6	25.994	112.2	2:20.912
5	45.551	120.3	1:10.158	114.9	25.892	113.6	2:21.601	10							

96 Keith Messer (B)								Vesey Ford							
Lap	Sect-1	Speed	Sect-2	Speed	Sect-3	Speed	Laptime Pit	Lap	Sect-1	Speed	Sect-2	Speed	Sect-3	Speed	Laptime Pit
1		114.3	1:15.063	112.8	27.304	109.1	2:34.827	5	46.976	115.3	1:12.711	110.6	26.845	106.8	2:26.532
2	46.433	115.7	1:13.676	110.4	27.171	106.9	2:27.280	6	45.956	116.5	1:12.970	110.2	26.994	105.9	2:25.920
3	46.286	114.5	1:13.420	111.5	26.604	107.1	2:26.310	7	46.984	116.1	1:22.731	79.3	In		2:54.737 P
4	46.419	114.3	1:15.078	108.6	26.765	106.9	2:28.262	8							




# Silverstone International Trophy - 16 - 17 Jun 2018

## HSCC Historic Formula 3

### Race 5 - Best Sector Times

	SECTOR 1			SECTOR 2			SECTOR 3			IDEAL / BEST LAP COMPARISON					
	NO	TIME	LAP	NO	TIME	LAP	NO	TIME	LAP	NO	NAME	BEST	IN	IDEAL	DIFF
1	25	43.402	7	1	1:07.368	9	1	25.387	3	1	Jon Milicevic	2:16.968	9	2:16.568	+0.400
2	1	43.813	4	25	1:07.369	9	25	25.400	6	25	Andrew Hbberd	2:17.012	6	2:16.171	+0.841
3	88	44.738	9	46	1:09.397	5	88	25.721	6	46	Steve Smith	2:20.764	8	2:20.207	+0.557
4	46	44.798	8	88	1:09.642	8	46	26.012	1	88	Michael Scott	2:20.912	9	2:20.101	+0.811
5	63	44.835	3	63	1:09.762	8	10	26.015	1	63	Christoph Widmer	2:21.471	3	2:20.671	+0.800
6	10	45.214	2	10	1:09.780	4	63	26.074	6	10	Paul Waine	2:21.737	3	2:21.009	+0.728
7	7	45.695	9	7	1:10.812	7	7	26.341	8	7	Steve Jones	2:23.365	8	2:22.848	+0.517
8	96	45.956	6	44	1:11.310	5	44	26.458	3	44	Peter Hamilton	2:24.434	4	2:24.174	+0.260
9	82	46.012	9	82	1:11.723	8	96	26.604	3	82	Marcus Mussa	2:24.889	6	2:24.508	+0.381
10	16	46.223	8	2	1:12.298	9	69	26.641	4	2	Barry Sew ell	2:25.888	9	2:25.511	+0.377
11	2	46.390	8	69	1:12.326	9	82	26.773	5	69	Gregan Thruston	2:26.004	3	2:25.557	+0.447
12	44	46.406	4	96	1:12.711	5	2	26.823	9	16	Mark Linstone	2:26.622	2	2:26.065	+0.557
13	9	46.477	3	16	1:13.008	2	8	26.823	7	9	Andrew Tart	2:27.704	6	2:27.029	+0.675
14	69	46.590	3	9	1:13.141	6	16	26.834	1	8	Martyn Halliday	2:28.098	2	2:27.327	+0.771
15	8	46.813	4	8	1:13.691	3	9	27.411	2	14	Simon Etherington	2:35.052	5	2:34.508	+0.544
16	14	48.523	8	14	1:18.497	5	14	27.488	7	26	Roger Dexter	2:52.209	7	2:51.953	+0.256
17	26	55.417	7	26	1:25.455	6	26	31.081	7	96	Keith Messer	2:25.920	6	2:25.271	+0.649



Session Start: 17:10:01 - Finish: 17:30:43

Weather/Track Conditions: Cloudy / Dry

Circuit: Silverstone Historic Grand Prix

Track Length: 5.857 Km - 3.6394 miles

Printed: 16-06-2018 - 17:34




# Silverstone International Trophy - 16 - 17 Jun 2018

## HSCC Historic Formula 3

### Race 5 - Best Sector Speeds

	NO	SECTOR 1	MPH	NO	SECTOR 2	MPH	NO	SECTOR 3	MPH
1	25	Andrew Hbberd	125.0	46	Steve Smith	120.1	10	Paul Waine	114.0
2	88	Michael Scott	123.6	25	Andrew Hbberd	119.4	88	Michael Scott	114.0
3	1	Jon Milicevic	123.4	88	Michael Scott	117.1	46	Steve Smith	113.8
4	8	Martyn Halliday	122.7	1	Jon Milicevic	116.7	8	Martyn Halliday	113.4
5	10	Paul Waine	122.7	63	Christoph Widmer	116.5	25	Andrew Hbberd	113.0
6	46	Steve Smith	122.5	10	Paul Waine	115.3	63	Christoph Widmer	111.7
7	63	Christoph Widmer	121.8	8	Martyn Halliday	115.1	1	Jon Milicevic	111.3
8	9	Andrew Tart	121.4	44	Peter Hamilton	114.1	9	Andrew Tart	109.2
9	44	Peter Hamilton	120.7	69	Gregan Thruston	113.7	44	Peter Hamilton	109.2
10	69	Gregan Thruston	120.5	9	Andrew Tart	113.6	96	Keith Messer	109.1
11	16	Mark Linstone	120.3	7	Steve Jones	113.4	7	Steve Jones	108.7
12	7	Steve Jones	119.4	96	Keith Messer	112.8	16	Mark Linstone	108.5
13	2	Barry Sew ell	117.7	16	Mark Linstone	112.4	69	Gregan Thruston	108.5
14	82	Marcus Mussa	116.7	82	Marcus Mussa	112.4	2	Barry Sew ell	107.1
15	96	Keith Messer	116.5	2	Barry Sew ell	112.0	82	Marcus Mussa	106.8
16	14	Simon Etherington	111.1	14	Simon Etherington	106.2	14	Simon Etherington	105.2
17	26	Roger Dexter	98.1	26	Roger Dexter	94.5	26	Roger Dexter	92.1



**Session Start: 17:10:01 - Finish: 17:30:43**

**Weather/Track Conditions: Cloudy / Dry**

**Circuit: Silverstone Historic Grand Prix**

**Track Length: 5.857 Km - 3.6394 miles**

**Printed: 16-06-2018 - 17:34**

# Silverstone International Trophy - 16 - 17 Jun 2018

## HSCC Historic Formula 3

### Race 5 - Lap Chart

Lap 1			Lap 2			Lap 3			Lap 4			Lap 5			Lap 6		
NO	Behind	Laptime	NO	Behind	Laptime	NO	Behind	Laptime	NO	Behind	Laptime	NO	Behind	Laptime	NO	Behind	Laptime
1		2:21.121	1		2:17.551	1		2:17.919	1		2:17.070	1		2:18.196	1		2:17.729
25	1.122	2:22.243	25	0.595	2:17.024	25	0.277	2:17.601	25	0.743	2:17.536	25	1.440	2:18.893	25	0.723	2:17.012
46	3.007	2:24.128	46	8.060	2:22.604	63	12.073	2:21.471	63	17.320	2:22.317	46	22.571	2:21.757	16	1 LAP	2:31.792
63	3.510	2:24.631	63	8.521	2:22.562	46	12.491	2:22.350	46	19.010	2:23.589	63	22.676	2:23.552	46	26.108	2:21.266
10	3.862	2:24.983	10	8.841	2:22.530	10	12.659	2:21.737	88	19.418	2:22.744	88	22.823	2:21.601	88	26.346	2:21.252
88	4.872	2:25.993	88	10.051	2:22.730	88	13.744	2:21.612	10	25.878	2:30.289	26	1 LAP	2:57.867	63	27.026	2:22.079
7	8.686	2:29.807	7	17.803	2:26.668	7	25.610	2:25.726	7	32.604	2:24.064	10	31.552	2:23.870	10	37.225	2:23.402
16	9.753	2:30.874	16	18.824	2:26.622	44	26.296	2:24.893	44	33.660	2:24.434	7	37.962	2:23.554	7	43.809	2:23.576
69	10.433	2:31.554	44	19.322	2:25.879	69	27.977	2:26.004	69	38.035	2:27.128	44	40.257	2:24.793	44	47.749	2:25.221
44	10.994	2:32.115	69	19.892	2:27.010	96	31.826	2:26.310	82	42.347	2:25.490	69	46.693	2:26.854	69	56.396	2:27.432
82	13.630	2:34.751	96	23.435	2:27.280	82	33.927	2:26.758	96	43.018	2:28.262	82	50.066	2:25.915	82	57.226	2:24.889
96	13.706	2:34.827	82	25.088	2:29.009	9	38.126	2:28.582	9	49.770	2:28.714	96	51.354	2:26.532	96	59.545	2:25.920
9	16.606	2:37.727	9	27.463	2:28.408	8	40.004	2:30.227	8	52.168	2:29.234	9	1:00.978	2:29.404	26	1 LAP	2:55.231
8	17.149	2:38.270	8	27.696	2:28.098	2	42.755	2:30.174	2	55.756	2:30.071	8	1:02.567	2:28.595	9	1:10.953	2:27.704
2	18.555	2:39.676	2	30.500	2:29.496	16	48.994	2:48.089	14	1:25.577	2:36.727	2	1:04.907	2:27.347	2	1:14.121	2:26.943
14	24.838	2:45.959	14	46.716	2:39.429	14	1:05.920	2:37.123	16	2:14.459	3:42.535	14	1:42.433	2:35.052	8	1:15.212	2:30.374
26	44.758	3:05.879	26	1:27.817	3:00.610	26	2:07.719	2:57.821							14	2:01.867	2:37.163

Session Start: 17:10:01 - Finish: 17:30:43

Weather/Track Conditions: Cloudy / Dry

Circuit: Silverstone Historic Grand Prix

Track Length: 5.857 Km - 3.6394 miles

Printed: 16-06-2018 - 17:35



# Silverstone International Trophy - 16 - 17 Jun 2018

## HSCC Historic Formula 3

### Race 5 - Lap Chart

Lap 7			Lap 8			Lap 9		
NO	Behind	Laptime	NO	Behind	Laptime	NO	Behind	Laptime
1		2:17.467	1		2:19.046	1		2:16.968
25	0.301	2:17.045	25	0.120	2:18.865	25	0.205	2:17.053
16	1 LAP	2:30.659	14	1 LAP	2:36.475	26	2 LAPS	2:52.209
46	30.660	2:22.019	46	32.378	2:20.764	14	1 LAP	2:35.633
88	30.843	2:21.964	88	33.268	2:21.471	46	36.362	2:20.952
63	31.801	2:22.242	16	1 LAP	2:28.942	88	37.212	2:20.912
10	43.146	2:23.388	63	34.437	2:21.682	63	39.432	2:21.963
7	49.924	2:23.582	10	46.490	2:22.390	16	1 LAP	2:26.928
44	55.750	2:25.468	7	54.243	2:23.365	10	52.393	2:22.871
82	1:08.728	2:28.969	44	1:14.029	2:37.325	7	1:00.692	2:23.417
69	1:12.566	2:33.637	82	1:15.290	2:25.608	44	1:24.501	2:27.440
9	1:23.032	2:29.546	69	1:21.030	2:27.510	82	1:24.558	2:26.236
2	1:24.742	2:28.088	2	1:32.591	2:26.895	69	1:30.940	2:26.878
8	1:28.737	2:30.992	9	1:33.216	2:29.230	2	1:41.511	2:25.888
96	1:36.815	2:54.737	8	1:38.831	2:29.140	9	1:44.103	2:27.855
26	1 LAP	2:53.755				8	1:52.641	2:30.778

Session Start: 17:10:01 - Finish: 17:30:43

Weather/Track Conditions: Cloudy / Dry

Circuit: Silverstone Historic Grand Prix

Track Length: 5.857 Km - 3.6394 miles

Printed: 16-06-2018 - 17:35

## Silverstone International Trophy - 16 - 17 Jun 2018

### HSCC Historic Formula 3 Race 11 - Starting Grid - AMENDED

Sheet No:

*Start Time : 14:35 - Heat Duration : 20 Minutes*

9	18	19 Peter Froude	17	182	Michael O'Brien
8	16	26 Roger Dexter	15	14	Simon Etherington
7	14	8 Martyn Halliday	13	9	Andrew Tart
6	12	16 Mark Linstone	11	69	Gegan Thruston
5	10	96 Keith Messer	9	2	Barry Sewell
4	8	82 Marcus Mussa	7	44	Peter Hamilton
3	6	7 Steve Jones	5	63	Christopher Widmer
2	4	88 Michael Scott	3	46	Steve Smith
1	2	25 Andrew Hibberd	1	1	Jon Milicevic
ROW	Pole Left				

Cars 182, 19 allowed to start. Car 10 withdrawn.

*Circuit: Silverstone Historic Grand Prix  
Track Length: 5.857 Km - 3.6394 miles*

These results are provisional until the conclusion of any judicial and technical matters.

Clerk of the Course:

Julian Floyd

Timekeeper:

Issued at:

## Silverstone International Trophy - 16 - 17 Jun 2018

### HSCC Historic Formula 3

#### Race 11 - Classification

Sheet No:

POS	NO	DRIVER/S	CLASS	CLASS POS	CAR MAKE / MODEL	TIME	LAPS	GAP	DIFF	MPH	BEST	ON
1	1	Jon Milicevic	B	1	Brabham BT21B	20:42.731	9	-- 9 laps --		94.88	2:16.826	7
2	25	Andrew Hibberd	B	2	Brabham BT18	20:42.887	9	0.156	0.156	94.87	2:16.848	7
3	88	Michael Scott	B	3	Brabham BT28	21:20.518	9	37.787	37.631	92.08	2:20.691	9
4	63	Christoph Widmer	B	4	Brabham BT18A	21:22.733	9	40.002	2.215	91.92	2:21.069	5
5	7	Steve Jones	B	5	Brabham BT28	21:47.843	9	1:05.112	25.110	90.15	2:23.786	9
6	46	Steve Smith	B	6	Chevron B15	21:48.093	9	1:05.362	0.250	90.14	2:21.520	6
7	82	Marcus Mussa	B	7	Tecno F3	21:53.587	9	1:10.856	5.494	89.76	2:23.879	8
8	69	Gregan Thruston	B	8	Brabham BT21B	21:54.894	9	1:12.163	1.307	89.68	2:22.957	8
9	9	Andrew Tart	B	9	Merlyn Mk9	22:16.202	9	1:33.471	21.308	88.24	2:27.077	7
10	2	Barry Sewell	B	10	Lotus 41	22:16.288	9	1:33.557	0.086	88.24	2:26.522	7
11	44	Peter Hamilton	B	11	Tecno	22:24.057	9	1:41.326	7.769	87.73	2:23.442	5
12	8	Martyn Halliday	B	12	Chevron B15C	22:24.094	9	1:41.363	0.037	87.73	2:27.039	6
13	26	Roger Dexter	HFJ	1	Elva FJ100	23:35.376	8	-- 8 laps --	3:39.122	74.05	2:54.081	8
----- NOT CLASSIFIED -----												
DNF 14		Simon Etherington	B		Brabham BT15	15:37.447	6	-- 6 laps --		83.85	2:33.147	6
DNF 16		Mark Linstone	B		Brabham BT21	4:57.464	2	-- 2 laps --		88.09	2:27.023	2
DNF 182		Michael O'Brien	HFJ		Lotus 20/22	2:55.734	1	-- 1 laps --	25.293	74.55		

----- FASTEST LAP SUMMARY -----

NO	DRIVER/S	CLASS	CAR MAKE / MODEL	FASTEST LAP	ON	MPH
1	Jon Milicevic	B	Brabham BT21B	2:16.826	7	95.75
26	Roger Dexter	HFJ	Elva FJ100	2:54.081	8	75.26

Session Start: 14:47:33 - Finish: 15:08:15

Weather/Track Conditions: Cloudy / Dry

Circuit: Silverstone Historic Grand Prix

Track Length: 5.857 Km - 3.6394 miles

These results are provisional until the conclusion of any judicial and technical matters.

Clerk of the Course:  <div style="text-align: right;">Julian Floyd</div>	Timekeeper:	Issued at:
--	-------------	------------

# Silverstone International Trophy - 16 - 17 Jun 2018

## HSCC Historic Formula 3

### Race 11 - Sector Analysis

1 Jon Milicevic (B)							Brabham BT21B										
lap	Sect-1	Speed	Sect-2	Speed	Sect-3	Speed	Laptime	Pit	lap	Sect-1	Speed	Sect-2	Speed	Sect-3	Speed	Laptime	Pit
1			1:09.595	114.9	25.795	115.4	2:22.069		6	43.748	119.6	1:08.626	116.3	25.378	111.5	2:17.752	
2	44.041	117.7	1:08.070	114.9	25.729	111.8	2:17.840		7	43.629	118.4	1:07.851	121.1	25.346	111.7	2:16.826	
3	44.132	119.0	1:07.633	115.3	25.745	111.8	2:17.510		8	44.093	119.0	1:07.530	116.7	25.453	111.8	2:17.076	
4	44.254	119.6	1:07.794	115.7	25.499	111.8	2:17.547		9	43.993	118.8	1:07.868	116.9	25.537	112.0	2:17.398	
5	43.760	119.4	1:09.272	115.7	25.681	111.1	2:18.713		10								

2 Barry Sewell (B)							Lotus 41										
lap	Sect-1	Speed	Sect-2	Speed	Sect-3	Speed	Laptime	Pit	lap	Sect-1	Speed	Sect-2	Speed	Sect-3	Speed	Laptime	Pit
1			1:15.881	107.5	28.195	108.2	2:35.390		6	48.005		1:13.146	110.6	27.244	106.2	2:28.395	
2	47.442		1:13.736	108.4	27.609	107.6	2:28.787		7	46.736		1:12.863	110.0	26.923	107.1	2:26.522	
3	46.465		1:13.652	110.2	27.050	106.9	2:27.167		8	47.611		1:13.825	110.0	27.506	108.2	2:28.942	
4	47.129		1:13.183	109.7	27.120	107.6	2:27.432		9	47.317		1:12.661	110.4	27.106	106.8	2:27.084	
5	46.937		1:12.628	110.2	27.004	106.9	2:26.569		10								

7 Steve Jones (B)							Brabham BT28										
lap	Sect-1	Speed	Sect-2	Speed	Sect-3	Speed	Laptime	Pit	lap	Sect-1	Speed	Sect-2	Speed	Sect-3	Speed	Laptime	Pit
1		119.4	1:12.769	112.2	26.898	109.1	2:28.874		6	45.282	118.1	1:12.317	112.0	26.864	108.2	2:24.463	
2	46.670	118.6	1:11.457	112.4	26.870	109.2	2:24.997		7	45.564	117.5	1:12.233	109.1	27.138	106.6	2:24.935	
3	45.989	118.4	1:12.238	112.2	26.710	108.5	2:24.937		8	47.549	114.3	1:11.562	112.4	26.796	108.3	2:25.907	
4	46.589	116.5	1:12.443	110.4	26.938	108.5	2:25.970		9	45.902	115.9	1:11.201	112.2	26.683	108.7	2:23.786	
5	46.219	118.8	1:11.197	112.4	26.558	108.3	2:23.974		10								


8 Martyn Halliday (B)							Chevron B15C										
lap	Sect-1	Speed	Sect-2	Speed	Sect-3	Speed	Laptime	Pit	lap	Sect-1	Speed	Sect-2	Speed	Sect-3	Speed	Laptime	Pit
1		119.4	1:14.186	109.7	27.788	107.8	2:35.628		6	45.775	121.1	1:14.210	114.5	27.054	112.0	2:27.039	
2	48.383	122.0	1:14.296	113.6	26.873	113.0	2:29.552		7	49.751	116.1	1:14.023	111.3	27.013	111.3	2:30.787	
3	46.402	121.1	1:14.727	114.3	26.824	112.8	2:27.953		8	47.350	116.3	1:14.969	110.2	27.440	110.0	2:29.759	
4	46.472	120.7	1:14.711	113.6	26.832	112.0	2:28.015		9	47.103	118.8	1:13.598	113.4	27.139	102.0	2:27.840	
5	46.368	120.7	1:14.304	114.3	26.849	111.7	2:27.521		10								

9 Andrew Tart (B)							Merlyn Mk9										
lap	Sect-1	Speed	Sect-2	Speed	Sect-3	Speed	Laptime	Pit	lap	Sect-1	Speed	Sect-2	Speed	Sect-3	Speed	Laptime	Pit
1		121.6	1:14.929	113.7	27.764	109.6	2:34.980		6	46.804	122.0	1:13.142	114.5	27.330	109.8	2:27.276	
2	47.177	119.8	1:14.014	112.6	27.682	109.2	2:28.873		7	46.737	119.6	1:12.993	114.9	27.347	109.8	2:27.077	
3	46.661	119.4	1:14.407	113.9	27.453	109.8	2:28.521		8	46.424	120.3	1:13.574	111.7	27.756	108.5	2:27.754	
4	46.372	122.9	1:13.517	113.4	27.570	110.0	2:27.459		9	46.786	117.7	1:12.658	112.2	27.649	108.3	2:27.093	
5	46.432	120.5	1:13.293	113.4	27.444	109.1	2:27.169		10								

14 Simon Etherington (B)							Brabham BT15										
lap	Sect-1	Speed	Sect-2	Speed	Sect-3	Speed	Laptime	Pit	lap	Sect-1	Speed	Sect-2	Speed	Sect-3	Speed	Laptime	Pit
1			1:18.191	103.7	28.699	103.9	2:42.324		4	49.099	111.1	1:18.572	106.7	27.982	105.1	2:35.653	
2	49.548		1:18.975	105.2	27.913	105.1	2:36.436		5	48.757	109.1	1:17.110	105.2	27.769	103.9	2:33.636	
3	49.771	107.4	1:18.579	106.0	27.901	105.1	2:36.251		6	49.021	110.7	1:16.390	106.7	27.736	105.1	2:33.147	

16 Mark Linstone (B)							Brabham BT21										
lap	Sect-1	Speed	Sect-2	Speed	Sect-3	Speed	Laptime	Pit	lap	Sect-1	Speed	Sect-2	Speed	Sect-3	Speed	Laptime	Pit
1			1:13.965	112.4	26.965	109.2	2:30.441		2	46.412		1:12.670	110.6	27.941	87.3	2:27.023	

25 Andrew Hibberd (B)							Brabham BT18										
lap	Sect-1	Speed	Sect-2	Speed	Sect-3	Speed	Laptime	Pit	lap	Sect-1	Speed	Sect-2	Speed	Sect-3	Speed	Laptime	Pit
1		118.4	1:09.619	117.1	25.575	112.0	2:21.887		6	43.209	122.7	1:08.625	118.8	25.450	114.4	2:17.284	
2	45.146	122.2	1:07.177	117.1	26.139	113.6	2:18.462		7	43.527	123.1	1:07.806	116.9	25.515	114.2	2:16.848	
3	44.098	123.4	1:07.478	116.9	25.767	114.8	2:17.343		8	44.024	124.5	1:07.487	119.2	25.515	113.2	2:17.026	
4	44.114	121.8	1:07.848	119.4	25.565	114.8	2:17.527		9	43.817	120.9	1:08.011	117.7	25.630	114.2	2:17.458	
5	43.663	126.9	1:09.699	117.5	25.690	111.8	2:19.052		10								



Session Start: 14:47:33 - Finish: 15:08:15

Weather/Track Conditions: Cloudy / Dry

Circuit: Silverstone Historic Grand Prix

Track Length: 5.857 Km - 3.6394 miles

Printed: 17-06-2018 - 15:12

# Silverstone International Trophy - 16 - 17 Jun 2018

## HSCC Historic Formula 3

### Race 11 - Sector Analysis

26 Roger Dexter (HFJ)								Elva FJ100							
lap	Sect-1	Speed	Sect-2	Speed	Sect-3	Speed	Laptime Pit	lap	Sect-1	Speed	Sect-2	Speed	Sect-3	Speed	Laptime Pit
1		95.3	1:27.753	89.7	32.475	89.4	3:00.492	5	55.232	96.8	1:29.052	91.1	31.849	91.5	2:56.133
2	57.418	95.2	1:28.301	91.2	32.276	89.1	2:57.995	6	56.989	95.6	1:26.817	93.3	31.991	90.8	2:55.797
3	57.094	93.3	1:30.317	90.1	32.144	90.6	2:59.555	7	55.613	94.4	1:27.247	92.3	31.530	91.7	2:54.390
4	55.982	95.7	1:28.021	90.1	32.930	85.6	2:56.933	8	56.043	95.6	1:26.060	93.1	31.978	90.2	2:54.081

44 Peter Hamilton (B)								Tecno							
lap	Sect-1	Speed	Sect-2	Speed	Sect-3	Speed	Laptime Pit	lap	Sect-1	Speed	Sect-2	Speed	Sect-3	Speed	Laptime Pit
1		120.9	1:13.437	110.4	26.754	108.9	2:29.994	6	45.637	114.5	1:11.659	76.4	27.207	106.9	2:24.503
2	45.614	118.6	1:11.484	114.9	26.475	108.0	2:23.573	7	46.429	112.8	1:11.490	81.7	40.370	60.3	2:38.289
3	46.359	114.3	1:12.260	111.1	26.998	109.8	2:25.617	8	49.399	111.8	1:13.920	74.5	29.551	103.4	2:32.870
4	46.549	119.6	1:11.628	109.8	26.778	106.2	2:24.955	9	48.998	112.4	1:14.234	80.4	37.582	70.4	2:40.814
5	46.015	113.7	1:10.794	110.2	26.633	107.1	2:23.442	10							

46 Steve Smith (B)								Chevron B15							
lap	Sect-1	Speed	Sect-2	Speed	Sect-3	Speed	Laptime Pit	lap	Sect-1	Speed	Sect-2	Speed	Sect-3	Speed	Laptime Pit
1		117.7	1:11.681	115.5	26.339	114.0	2:25.885	6	45.358	117.1	1:09.544	115.7	26.618	111.8	2:21.520
2	45.528	119.6	1:09.793	118.4	26.394	111.7	2:21.715	7	1:08.654	115.1	1:12.569	115.5	26.572	111.7	2:47.795
3	45.709	117.9	1:10.374	115.9	26.685	114.8	2:22.768	8	45.691	117.3	1:10.614	115.9	26.439	112.2	2:22.744
4	45.659	117.5	1:09.772	115.7	26.802	111.7	2:22.233	9	45.302	118.8	1:10.076	116.9	26.508	114.6	2:21.886
5	45.251	117.3	1:09.669	115.3	26.627	111.7	2:21.547	10							


63 Christoph Widmer (B)								Brabham BT18A							
lap	Sect-1	Speed	Sect-2	Speed	Sect-3	Speed	Laptime Pit	lap	Sect-1	Speed	Sect-2	Speed	Sect-3	Speed	Laptime Pit
1		122.0	1:11.005	111.8	26.385	108.5	2:25.369	6	45.146	121.4	1:10.080	113.7	26.462	109.6	2:21.688
2	45.482	116.1	1:10.342	112.0	26.705	111.8	2:22.529	7	45.542	115.7	1:10.359	112.4	26.253	108.3	2:22.154
3	45.441	123.6	1:10.452	110.2	26.444	108.7	2:22.337	8	45.827	115.5	1:10.077	112.6	26.308	109.2	2:22.212
4	46.122	121.6	1:10.679	111.7	26.585	108.3	2:23.386	9	45.594	117.7	1:09.827	111.8	26.568	108.0	2:21.989
5	45.125	119.0	1:09.554	112.6	26.390	110.0	2:21.069	10							

69 Gregan Thruston (B)								Brabham BT21B							
lap	Sect-1	Speed	Sect-2	Speed	Sect-3	Speed	Laptime Pit	lap	Sect-1	Speed	Sect-2	Speed	Sect-3	Speed	Laptime Pit
1		119.8	1:14.149	109.3	27.502	109.4	2:32.856	6	47.472	114.5	1:11.006	110.6	26.255	108.0	2:24.733
2	46.432		1:11.205	113.2	27.067	95.7	2:24.704	7	46.763	114.5	1:11.099	110.7	26.047	108.7	2:23.909
3	46.459	119.2	1:11.365	110.7	26.045	108.0	2:23.869	8	46.514	114.1	1:10.504	110.6	25.939	109.4	2:22.957
4	46.740	115.3	1:18.568	108.1	26.454	107.1	2:31.762	9	47.045		1:10.739	109.7	25.996	109.6	2:23.780
5	47.859	113.9	1:12.028	110.2	26.437	107.3	2:26.324	10							

82 Marcus Mussa (B)								Tecno F3							
lap	Sect-1	Speed	Sect-2	Speed	Sect-3	Speed	Laptime Pit	lap	Sect-1	Speed	Sect-2	Speed	Sect-3	Speed	Laptime Pit
1		117.7	1:13.702	110.4	27.529	105.7	2:31.864	6	45.836	114.3	1:12.575	109.7	27.516	102.8	2:25.927
2	46.452	116.3	1:11.866	111.5	27.117	104.2	2:25.435	7	46.108	115.7	1:12.597	112.2	26.738	106.4	2:25.443
3	46.427	114.7	1:11.564	110.7	27.311	106.2	2:25.302	8	46.113	114.9	1:10.966	110.4	26.800	106.4	2:23.879
4	45.770	118.1	1:12.933	109.5	27.343	105.4	2:26.046	9	45.768	115.1	1:12.165	109.5	27.134	106.2	2:25.067
5	46.061	114.9	1:11.683	109.8	26.880	105.2	2:24.624	10							

88 Michael Scott (B)								Brabham BT28							
lap	Sect-1	Speed	Sect-2	Speed	Sect-3	Speed	Laptime Pit	lap	Sect-1	Speed	Sect-2	Speed	Sect-3	Speed	Laptime Pit
1		113.2	1:12.293	110.6	26.445	111.5	2:26.879	6	44.697	122.5	1:10.287	114.1	25.931	112.4	2:20.915
2	46.081	120.5	1:10.736	112.4	26.410	110.3	2:23.227	7	45.211	122.2	1:10.134	116.3	26.463	108.3	2:21.808
3	45.795	119.0	1:10.800	113.4	26.171	110.7	2:22.766	8	45.772	122.2	1:09.556	115.7	25.838	111.3	2:21.166
4	45.509	119.4	1:10.506	114.3	26.064	109.6	2:22.079	9	45.013	118.4	1:09.755	115.1	25.923	110.7	2:20.691
5	45.175	120.5	1:09.753	114.1	26.059	111.5	2:20.987	10							

182 Michael O'Brien (HFJ)								Lotus 20/22							
lap	Sect-1	Speed	Sect-2	Speed	Sect-3	Speed	Laptime Pit	lap	Sect-1	Speed	Sect-2	Speed	Sect-3	Speed	Laptime Pit
1		119.4	1:17.055	88.1			2:55.734	2							



Session Start: 14:47:33 - Finish: 15:08:15

Weather/Track Conditions: Cloudy / Dry

Circuit: Silverstone Historic Grand Prix

Track Length: 5.857 Km - 3.6394 miles


Printed: 17-06-2018 - 15:12

# Silverstone International Trophy - 16 - 17 Jun 2018

## HSCC Historic Formula 3

### Race 11 - Best Sector Times

	SECTOR 1			SECTOR 2			SECTOR 3			IDEAL / BEST LAP COMPARISON					
	NO	TIME	LAP	NO	TIME	LAP	NO	TIME	LAP	NO	NAME	BEST	IN	IDEAL	DIFF
1	25	43.209	6	25	1:07.177	2	1	25.346	7	1	Jon Milicevic	2:16.826	7	2:16.505	+0.321
2	1	43.629	7	1	1:07.530	8	25	25.450	6	25	Andrew Hbberd	2:16.848	7	2:15.836	+1.012
3	88	44.697	6	46	1:09.544	6	88	25.838	8	88	Michael Scott	2:20.691	9	2:20.091	+0.600
4	63	45.125	5	63	1:09.554	5	69	25.939	8	63	Christoph Widmer	2:21.069	5	2:20.932	+0.137
5	46	45.251	5	88	1:09.556	8	63	26.253	7	46	Steve Smith	2:21.520	6	2:21.134	+0.386
6	7	45.282	6	69	1:10.504	8	46	26.339	1	69	Gregan Thruston	2:22.957	8	2:22.875	+0.082
7	44	45.614	2	44	1:10.794	5	44	26.475	2	44	Peter Hamilton	2:23.442	5	2:22.883	+0.559
8	82	45.768	9	82	1:10.966	8	7	26.558	5	7	Steve Jones	2:23.786	9	2:23.037	+0.749
9	8	45.775	6	7	1:11.197	5	82	26.738	7	82	Marcus Mussa	2:23.879	8	2:23.472	+0.407
10	9	46.372	4	2	1:12.628	5	8	26.824	3	2	Barry Sew ell	2:26.522	7	2:26.016	+0.506
11	16	46.412	2	9	1:12.658	9	2	26.923	7	8	Martyn Halliday	2:27.039	6	2:26.197	+0.842
12	69	46.432	2	16	1:12.670	2	16	26.965	1	9	Andrew Tart	2:27.077	7	2:26.360	+0.717
13	2	46.465	3	8	1:13.598	9	9	27.330	6	26	Roger Dexter	2:54.081	8	2:52.822	+1.259
14	14	48.757	5	14	1:16.390	6	14	27.736	6	16	Mark Linstone	2:27.023	2	2:26.047	+0.976
15	182	51.358	1	182	1:17.055	1	26	31.530	7	14	Simon Etherington	2:33.147	6	2:32.883	+0.264
16	26	55.232	5	26	1:26.060	8	182	52.997	0	182	Michael O'Brien			3:01.410	7:53.365



Session Start: 14:47:33 - Finish: 15:08:15

Weather/Track Conditions: Cloudy / Dry

Circuit: Silverstone Historic Grand Prix

Track Length: 5.857 Km - 3.6394 miles

Printed: 17-06-2018 - 15:12




# Silverstone International Trophy - 16 - 17 Jun 2018

## HSCC Historic Formula 3

### Race 11 - Best Sector Speeds

	NO	SECTOR 1	MPH	NO	SECTOR 2	MPH	NO	SECTOR 3	MPH
1	25	Andrew Hbberd	126.9	1	Jon Milicevic	121.1	1	Jon Milicevic	115.4
2	63	Christoph Widmer	123.6	25	Andrew Hbberd	119.4	25	Andrew Hbberd	114.8
3	9	Andrew Tart	122.9	46	Steve Smith	118.4	46	Steve Smith	114.8
4	88	Michael Scott	122.5	88	Michael Scott	116.3	8	Martyn Halliday	113.0
5	8	Martyn Halliday	122.0	9	Andrew Tart	114.9	88	Michael Scott	112.4
6	44	Peter Hamilton	120.9	44	Peter Hamilton	114.9	63	Christoph Widmer	111.8
7	69	Gregan Thruston	119.8	8	Martyn Halliday	114.5	9	Andrew Tart	110.0
8	1	Jon Milicevic	119.6	63	Christoph Widmer	113.7	44	Peter Hamilton	109.8
9	46	Steve Smith	119.6	69	Gregan Thruston	113.2	69	Gregan Thruston	109.6
10	7	Steve Jones	119.4	7	Steve Jones	112.4	7	Steve Jones	109.2
11	182	Michael O'Brien	119.4	16	Mark Linstone	112.4	16	Mark Linstone	109.2
12	82	Marcus Mussa	118.1	82	Marcus Mussa	112.2	2	Barry Sew ell	108.2
13	14	Simon Etherington	111.1	2	Barry Sew ell	110.6	82	Marcus Mussa	106.4
14	26	Roger Dexter	96.8	14	Simon Etherington	106.7	14	Simon Etherington	105.1
15	2	Barry Sew ell	0.0	26	Roger Dexter	93.3	26	Roger Dexter	91.7
16	16	Mark Linstone	0.0	182	Michael O'Brien	88.1	182	Michael O'Brien	0.0



**Session Start: 14:47:33 - Finish: 15:08:15**

**Weather/Track Conditions: Cloudy / Dry**

**Circuit: Silverstone Historic Grand Prix**

**Track Length: 5.857 Km - 3.6394 miles**

**Printed: 17-06-2018 - 15:12**

# Silverstone International Trophy - 16 - 17 Jun 2018

## HSCC Historic Formula 3

### Race 11 - Lap Chart

Lap 1			Lap 2			Lap 3			Lap 4			Lap 5			Lap 6		
NO	Behind	Laptime	NO	Behind	Laptime	NO	Behind	Laptime	NO	Behind	Laptime	NO	Behind	Laptime	NO	Behind	Laptime
25		2:21.887	1		2:17.840	1		2:17.510	1		2:17.547	1		2:18.713	1		2:17.752
1	0.182	2:22.069	25	0.440	2:18.462	25	0.273	2:17.343	25	0.253	2:17.527	25	0.592	2:19.052	25	0.124	2:17.284
63	3.482	2:25.369	46	7.691	2:21.715	63	12.816	2:22.337	46	17.635	2:22.233	46	20.469	2:21.547	46	24.237	2:21.520
46	3.998	2:25.885	63	7.989	2:22.529	46	12.949	2:22.768	63	18.655	2:23.386	63	21.011	2:21.069	63	24.947	2:21.688
88	4.992	2:26.879	88	10.197	2:23.227	88	15.453	2:22.766	88	19.985	2:22.079	26	1 LAP	2:56.933	88	25.422	2:20.915
7	6.987	2:28.874	44	13.658	2:23.573	7	21.389	2:24.937	44	29.173	2:24.955	88	22.259	2:20.987	44	40.653	2:24.503
44	8.107	2:29.994	7	13.962	2:24.997	44	21.765	2:25.617	7	29.812	2:25.970	44	33.902	2:23.442	7	41.784	2:24.463
16	8.554	2:30.441	82	17.390	2:25.435	69	24.010	2:23.869	82	33.681	2:26.046	7	35.073	2:23.974	82	47.767	2:25.927
82	9.977	2:31.864	16	17.555	2:27.023	82	25.182	2:25.302	69	38.225	2:31.762	82	39.592	2:24.624	69	52.817	2:24.733
69	10.969	2:32.856	69	17.651	2:24.704	2	33.925	2:27.167	2	43.810	2:27.432	69	45.836	2:26.324	26	1 LAP	2:56.133
9	13.093	2:34.980	9	23.944	2:28.873	9	34.955	2:28.521	9	44.867	2:27.459	2	51.666	2:26.569	2	1:02.309	2:28.395
2	13.503	2:35.390	2	24.268	2:28.787	8	35.714	2:27.953	8	46.182	2:28.015	9	53.323	2:27.169	9	1:02.847	2:27.276
8	13.741	2:35.628	8	25.271	2:29.552	14	57.592	2:36.251	14	1:15.698	2:35.653	8	54.990	2:27.521	8	1:04.277	2:27.039
14	20.437	2:42.324	14	38.851	2:36.436	26	2:00.623	2:59.555				14	1:30.621	2:33.636	14	1:46.016	2:33.147
182	33.847	2:55.734	26	1:18.578	2:57.995												
26	38.605	3:00.492															

Session Start: 14:47:33 - Finish: 15:08:15

Weather/Track Conditions: Cloudy / Dry

Circuit: Silverstone Historic Grand Prix

Track Length: 5.857 Km - 3.6394 miles

Printed: 17-06-2018 - 15:13



# Silverstone International Trophy - 16 - 17 Jun 2018

## HSCC Historic Formula 3

### Race 11 - Lap Chart

Lap 7			Lap 8			Lap 9		
NO	Behind	Laptime	NO	Behind	Laptime	NO	Behind	Laptime
1		2:16.826	1		2:17.076	1		2:17.398
25	0.146	2:16.848	25	0.096	2:17.026	25	0.156	2:17.458
63	30.275	2:22.154	88	34.494	2:21.166	88	37.787	2:20.691
88	30.404	2:21.808	63	35.411	2:22.212	63	40.002	2:21.989
7	49.893	2:24.935	7	58.724	2:25.907	7	1:05.112	2:23.786
46	55.206	2:47.795	46	1:00.874	2:22.744	46	1:05.362	2:21.886
82	56.384	2:25.443	82	1:03.187	2:23.879	82	1:10.856	2:25.067
69	59.900	2:23.909	69	1:05.781	2:22.957	69	1:12.163	2:23.780
44	1:02.116	2:38.289	44	1:17.910	2:32.870	9	1:33.471	2:27.093
2	1:12.005	2:26.522	9	1:23.776	2:27.754	2	1:33.557	2:27.084
9	1:13.098	2:27.077	2	1:23.871	2:28.942	44	1:41.326	2:40.814
8	1:18.238	2:30.787	8	1:30.921	2:29.759	8	1:41.363	2:27.840
26	1 LAP	2:55.797	26	1 LAP	2:54.390	26	1 LAP	2:54.081

Session Start: 14:47:33 - Finish: 15:08:15

Weather/Track Conditions: Cloudy / Dry

Circuit: Silverstone Historic Grand Prix

Track Length: 5.857 Km - 3.6394 miles

Printed: 17-06-2018 - 15:13