




LEGENDS OF BRANDS HATCH
SUPERPRIX
SAT 30 JUNE/SUN 1 JULY

Results Booklet



Timing & Results by MST SYSTEMS Ltd.
www.mstworld.com

© MST SYSTEMS Ltd. 2018

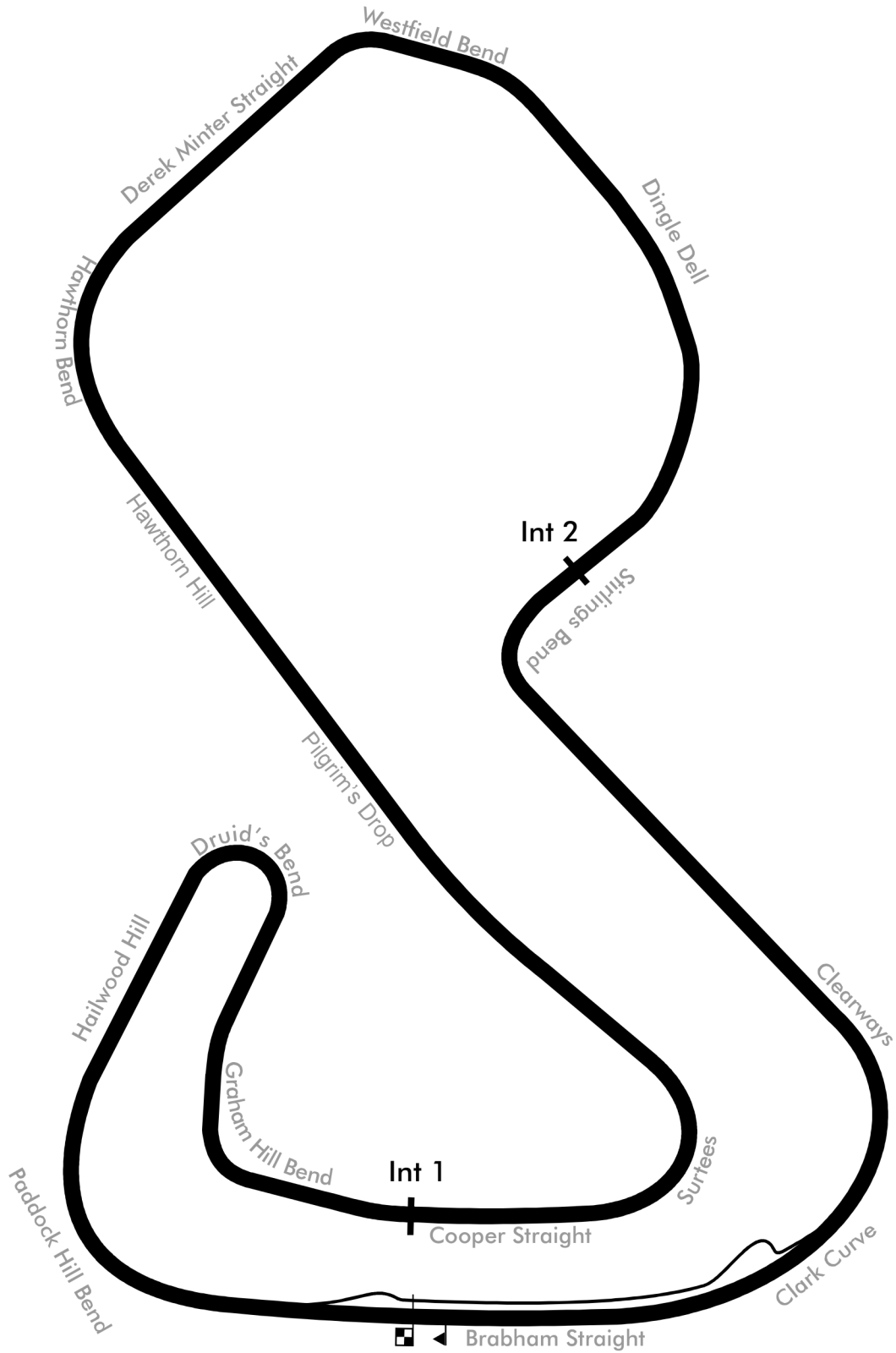
The Haysfield, Spring Lane North, Malvern, Worcestershire WR14 1GF
tel: +44 (0)1684 560614 email: motorsport@mstworld.com



Brands Hatch Grand Prix Circuit

Fawkham, Longfield DA3 8NG

www.brandshatch.co.uk



Circuit Length:	2.433 M / 3.916 km
Pit Lane:	277m, 17s @ 60km/h
Intermediate 1:	1117.1 m
Intermediate 2:	2936.0 m
Start line offset:	0 m

Legends of Brands Hatch Superprix - 30 Jun - 1 Jul 2018

HSCC Historic Formula 3 including The Nations Cup Qualifying for Race 1 - Classification

Sheet No:

POS	NO	DRIVER/S	CAR MAKE / MODEL	TIME	ON	LAPS	GAP	DIFF	MPH
1	1	Jon Milicevic	Brabham BT21B	1:38.292	6	9			89.11
2	25	Andrew Hibberd	Brabham BT18	1:38.836	6	9	0.544	0.544	88.62
3	63	Christoph Widmer	Brabham BT18A	1:40.695	9	9	2.403	1.859	86.98
4	93	Roland Fischer	Tecno 169	1:41.594	6	8	3.302	0.899	86.21
5	77	Francois Derossi	Chevron B17	1:41.605	8	9	3.313	0.011	86.20
6	41	Enrico Spaggiari	Lotus 41X	1:42.639	9	9	4.347	1.034	85.34
7	88	Michael Scott	Brabham BT28	1:42.838	7	9	4.546	0.199	85.17
8	46	Steve Smith	Chevron B15	1:43.784	3	6	5.492	0.946	84.39
9	20	Thierry Gallo	Tecno F3	1:44.039	4	9	5.747	0.255	84.19
10	89	Maurice Slotine	Merlyn Mk14A	1:44.757	8	9	6.465	0.718	83.61
11	24	Jon Waggitt	Chevron B15	1:45.016	8	8	6.724	0.259	83.40
12	69	Gregan Thruston	Brabham BT21B	1:45.380	8	8	7.088	0.364	83.12
13	30	Clas Muller	Brabham BT28	1:45.467	8	8	7.175	0.087	83.05
14	44	Peter Hamilton	Tecno	1:45.919	3	6	7.627	0.452	82.69
15	9	Andrew Tart	Merlyn Mk9	1:46.118	8	9	7.826	0.199	82.54
16	2	Barry Sewell	Lotus 41	1:47.275	5	8	8.983	1.157	81.65
17	19	Peter Froude	Tecno F3	1:47.811	7	7	9.519	0.536	81.24
18	8	Martyn Halliday	Chevron B15C	1:48.642	6	8	10.350	0.831	80.62
19	62	Geoffrey O'nion	Tecno F3	1:48.992	5	8	10.700	0.350	80.36
20	90	Angelo Delea	Brabham BT16	1:51.137	7	7	12.845	2.145	78.81
21	40	Philippe Bonny	Tecno F3	1:51.252	8	8	12.960	0.115	78.73
22	141	Werner Pircher	Lotus 41	1:54.125	5	6	15.833	2.873	76.75
23	16	Mark Linstone	Brabham BT21	2:12.427	3	4	34.135	18.302	66.14

Cars 46, 90 & 141 require working transponders - Regulation Q12.2.1 refers.

Session Start: 09:00:02 - Finish: 09:15:13
Weather/Track Conditions: Sunny / Dry
Circuit: Brands Hatch Grand Prix Circuit
Track Length: 3.916 Km - 2.4330 miles

These results are provisional until the conclusion of any judicial and technical matters.

Clerk of the Course:

Timekeeper:

Issued at:

Nick Palmer

Legends of Brands Hatch Superprix - 30 Jun - 1 Jul 2018

HSCC Historic Formula 3 including The Nations Cup

Qualifying for Race 1 - Sector Analysis

1 Jon Milicevic (B)								Brabham BT21B							
lap	Sect-1	Speed	Sect-2	Speed	Sect-3	Speed	Laptime Pit	lap	Sect-1	Speed	Sect-2	Speed	Sect-3	Speed	Laptime Pit
1	Out	92.0	47.443	77.1	25.335	112.4	1:53.346	6	31.061	98.0	43.590	87.8	23.641	117.7	1:38.292
2	32.545	95.9	45.540	85.9	24.452	114.9	1:42.537	7	31.192	97.6	44.020	91.0	23.901	114.9	1:39.113
3	31.960	96.5	44.260	90.1	23.909	115.7	1:40.129	8	30.887	98.7	44.932	87.9	23.816	113.3	1:39.635
4	31.364	94.8	44.310	88.6	24.515	113.0	1:40.189	9	31.055	97.4	44.381	87.6	24.216	113.9	1:39.652
5	31.101	97.4	44.659	87.1	23.939	116.1	1:39.699	10							

2 Barry Sewell (B)								Lotus 41							
lap	Sect-1	Speed	Sect-2	Speed	Sect-3	Speed	Laptime Pit	lap	Sect-1	Speed	Sect-2	Speed	Sect-3	Speed	Laptime Pit
1	Out	67.8	53.850	71.0	27.594	105.2	2:03.816	5	33.685	88.9	48.022	77.6	25.568	111.3	1:47.275
2	35.731	79.1	51.246	73.7	29.690	107.0	1:56.667	6	34.096	90.0	48.793	76.3	25.822	109.1	1:48.711
3	34.369	86.0	50.809	76.3	26.314	107.9	1:51.492	7	33.699	91.9	48.295	74.1	25.632	107.9	1:47.626
4	34.101	90.4	48.957	77.6	25.857	108.9	1:48.915	8	33.357	90.5	47.919	78.2	26.486	102.3	1:47.762

8 Martyn Halliday (B)								Chevron B15C							
lap	Sect-1	Speed	Sect-2	Speed	Sect-3	Speed	Laptime Pit	lap	Sect-1	Speed	Sect-2	Speed	Sect-3	Speed	Laptime Pit
1	Out	68.5	57.922	61.0	29.617	101.6	2:12.552	5	34.429	80.4	48.988	74.4	25.999	107.9	1:49.416
2	37.269	78.2	50.743	73.0	26.892	107.0	1:54.904	6	33.784	91.2	48.870	78.9	25.988	108.6	1:48.642
3	34.542	88.5	49.598	69.4	26.768	109.8	1:50.908	7	33.585	93.0	49.076	71.4	26.623	106.2	1:49.284
4	34.672	90.1	51.622	75.9	27.622	109.7	1:53.916	8	36.036	91.9	48.687	77.1	26.604	102.6	1:51.327

9 Andrew Tart (B)								Merlyn Mk9							
lap	Sect-1	Speed	Sect-2	Speed	Sect-3	Speed	Laptime Pit	lap	Sect-1	Speed	Sect-2	Speed	Sect-3	Speed	Laptime Pit
1	Out	79.2	53.640	69.4	27.795	107.2	2:05.552	6	33.307	94.3	47.572	81.9	25.332	112.2	1:46.211
2	36.024	88.2	49.290	76.4	27.193	109.1	1:52.507	7	34.694	92.6	47.880	83.2	25.671	111.3	1:48.245
3	34.371	90.0	48.765	79.9	25.826	110.4	1:48.962	8	33.673	93.4	46.693	83.1	25.752	111.1	1:46.118
4	34.211	90.0	48.056	82.8	26.018	109.8	1:48.285	9	34.079	92.7	49.110	83.9	25.689	109.3	1:48.878
5	34.037	92.0	48.150	80.9	26.365	110.2	1:48.552	10							

16 Mark Linstone (B)								Brabham BT21							
lap	Sect-1	Speed	Sect-2	Speed	Sect-3	Speed	Laptime Pit	lap	Sect-1	Speed	Sect-2	Speed	Sect-3	Speed	Laptime Pit
1	Out	74.5	53.058	60.6	In		5:04.689 P	3	40.283	72.5	59.625	62.3	32.519	80.3	2:12.427
2	Out	69.8	59.390	57.8	31.649	77.3	2:16.997 P	4	40.245	73.0	1:00.242	62.1	In		3:38.730 P

19 Peter Froude (B)								Tecno F3							
lap	Sect-1	Speed	Sect-2	Speed	Sect-3	Speed	Laptime Pit	lap	Sect-1	Speed	Sect-2	Speed	Sect-3	Speed	Laptime Pit
1	Out	70.7	54.762	66.3	28.598	103.0	2:10.480	5	33.612	88.1	48.627	73.8	26.303	107.7	1:48.542
2	35.587	83.3	50.021	73.7	26.662	108.4	1:52.270	6	33.873	88.9	48.043	77.8	26.389	108.2	1:48.305
3	34.301	86.0	49.412	71.4	27.450	108.6	1:51.163	7	33.764	91.0	47.963	75.1	26.084	106.5	1:47.811
4	35.907	86.0	49.997	74.9	26.051	108.8	1:51.955	8							

20 Thierry Gallo (B)								Tecno F3							
lap	Sect-1	Speed	Sect-2	Speed	Sect-3	Speed	Laptime Pit	lap	Sect-1	Speed	Sect-2	Speed	Sect-3	Speed	Laptime Pit
1	Out	83.6	52.530	68.0	27.271	109.8	1:58.777	6	31.971	92.7	48.164	79.7	25.379	109.5	1:45.514
2	33.527	88.5	48.393	78.7	25.206	111.1	1:47.126	7	32.301	91.0	48.405	76.7	25.023	108.6	1:45.729
3	32.587	93.1	47.959	79.7	24.679	111.7	1:45.225	8	32.457	94.6	47.943	79.4	24.736	109.5	1:45.136
4	32.170	93.8	47.124	80.7	24.745	111.1	1:44.039	9	32.212	92.0	48.265	77.0	25.764	105.9	1:46.241
5	32.212	92.9	47.541	81.2	24.934	110.6	1:44.687	10							

24 Jon Waggitt (B)								Chevron B15							
lap	Sect-1	Speed	Sect-2	Speed	Sect-3	Speed	Laptime Pit	lap	Sect-1	Speed	Sect-2	Speed	Sect-3	Speed	Laptime Pit
1	Out	84.6	50.779	82.3	26.287	113.0	1:57.149	5	32.614	94.7	47.615	83.2	25.793	113.0	1:46.022
2	35.723	91.2	51.066	76.8	27.413	112.2	1:54.202	6	32.630	93.5	49.449	83.3	25.624	111.7	1:47.703
3	33.717	89.8	47.920	85.0	25.922	113.0	1:47.559	7	33.006	86.8	49.320	82.2	25.363	110.4	1:47.689
4	33.691	87.0	48.920	79.3	25.824	112.8	1:48.435	8	33.181	92.5	46.914	84.6	24.921	108.6	1:45.016



Session Start: 09:00:02 - Finish: 09:15:13

Weather/Track Conditions: Sunny / Dry

Circuit: Brands Hatch Grand Prix Circuit

Track Length: 3.916 Km - 2.4330 miles

Printed: 30-06-2018 - 09:25

Legends of Brands Hatch Superprix - 30 Jun - 1 Jul 2018

HSCC Historic Formula 3 including The Nations Cup

Qualifying for Race 1 - Sector Analysis

25 Andrew Hibberd (B)								Brabham BT18							
lap	Sect-1	Speed	Sect-2	Speed	Sect-3	Speed	Laptime Pit	lap	Sect-1	Speed	Sect-2	Speed	Sect-3	Speed	Laptime Pit
1	Out	91.4	47.909	76.2	25.269	110.4	1:52.025	6	31.125	97.6	43.924	90.4	23.787	113.7	1:38.836
2	32.573	96.5	45.565	82.9	24.655	112.0	1:42.793	7	31.525	97.4	44.233	91.8	23.641	117.5	1:39.399
3	31.577	97.3	43.992	88.7	23.795	115.1	1:39.364	8	31.084	99.8	46.575	76.8	25.696	112.4	1:43.355
4	31.328	97.7	44.656	86.7	24.260	112.0	1:40.244	9	31.460	98.2	44.396	85.6	24.953	101.4	1:40.809
5	31.417	96.2	44.471	83.8	24.181	113.3	1:40.069	10							

30 Clas Muller (B)								Brabham BT28							
lap	Sect-1	Speed	Sect-2	Speed	Sect-3	Speed	Laptime Pit	lap	Sect-1	Speed	Sect-2	Speed	Sect-3	Speed	Laptime Pit
1	Out	66.6	57.476	64.9	28.156	102.0	2:15.566	5	33.320	88.2	48.794	76.8	25.795	109.7	1:47.909
2	35.935	79.1	51.077	73.8	26.517	110.6	1:53.529	6	33.724	87.2			110.4	1:49.055	
3	34.253	79.8	49.877	75.1	25.469	112.2	1:49.599	7	33.189	84.2	49.106	79.0	25.254	112.6	1:47.549
4	34.071	83.5	48.489	78.2	25.681	111.5	1:48.241	8	33.001	93.0			112.2	1:45.467	

40 Philippe Bonny (B)								Tecno F3							
lap	Sect-1	Speed	Sect-2	Speed	Sect-3	Speed	Laptime Pit	lap	Sect-1	Speed	Sect-2	Speed	Sect-3	Speed	Laptime Pit
1	Out	70.1	56.022	65.9	28.142	106.4	2:07.377	5	34.802	83.6	51.101	79.2	26.571	106.9	1:52.474
2	35.552	85.2	52.914	74.9	27.928	106.2	1:56.394	6	34.450	81.6	51.233	80.4	26.535	106.4	1:52.218
3	35.777	81.1	51.953	72.0	27.112	105.5	1:54.842	7	34.423	90.0	50.274	79.9	27.354	104.9	1:52.051
4	34.570	84.1	51.940	74.3	27.535	106.0	1:54.045	8	34.038	89.1	51.198	75.6	26.016	107.7	1:51.252

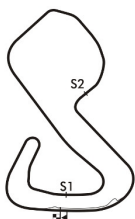
41 Enrico Spaggiari (B)								Lotus 41X							
lap	Sect-1	Speed	Sect-2	Speed	Sect-3	Speed	Laptime Pit	lap	Sect-1	Speed	Sect-2	Speed	Sect-3	Speed	Laptime Pit
1	Out	73.8	52.987	67.3	26.577	108.2	2:00.787	6	32.084	95.8	46.201	79.5	24.711	113.7	1:42.996
2	34.105	88.2	50.444	73.8	26.581	108.8	1:51.130	7	32.183	95.5	47.601	76.8	25.163	109.8	1:44.947
3	32.708	91.1	49.295	73.2	25.946	109.1	1:47.949	8	32.093	94.7	46.778	77.9	25.020	109.8	1:43.891
4	33.740	89.8	47.908	76.6	25.567	110.0	1:47.215	9	31.861	94.0	45.967	82.0	24.811	110.0	1:42.639
5	32.313	94.0	47.513	78.2	25.211	110.6	1:45.037	10							

44 Peter Hamilton (B)								Tecno							
lap	Sect-1	Speed	Sect-2	Speed	Sect-3	Speed	Laptime Pit	lap	Sect-1	Speed	Sect-2	Speed	Sect-3	Speed	Laptime Pit
1	Out	80.8	52.855	79.1	26.781	110.0	1:59.864	4	33.344	92.0	51.574	46.4	In		3:11.471 P
2	34.037	82.4	50.712	83.6	25.870	108.9	1:50.619	5	Out	88.9	52.462	54.9	27.557	107.6	1:59.867 P
3	33.439	87.9	46.912	90.0	25.568	113.7	1:45.919	6	39.674	39.8	In		In		7:40.049 P

46 Steve Smith (B)								Chevron B15							
lap	Sect-1	Speed	Sect-2	Speed	Sect-3	Speed	Laptime Pit	lap	Sect-1	Speed	Sect-2	Speed	Sect-3	Speed	Laptime Pit
1							1:52.505	4							1:43.957
2							1:46.333	5							5:08.740
3							1:43.784	6							2:02.851

62 Geoffrey O'nion (B)								Tecno F3							
lap	Sect-1	Speed	Sect-2	Speed	Sect-3	Speed	Laptime Pit	lap	Sect-1	Speed	Sect-2	Speed	Sect-3	Speed	Laptime Pit
1	Out	71.6	55.669	75.0	28.696	104.5	2:07.758	5	34.744	87.4	48.357	82.6	25.891	107.4	1:48.992
2	35.718	80.3	51.256	72.4	27.114	106.0	1:54.088	6	34.202	85.4	50.696	69.1	28.675	105.9	1:53.573
3	35.114	84.1	50.632	77.4	26.771	104.9	1:52.517	7	34.348	90.1	48.482	80.4	26.418	105.9	1:49.248
4	34.771	87.2	50.395	78.6	26.440	106.5	1:51.606	8	34.069	87.9	49.811	81.0	26.391	106.2	1:50.271

63 Christoph Widmer (B)								Brabham BT18A							
lap	Sect-1	Speed	Sect-2	Speed	Sect-3	Speed	Laptime Pit	lap	Sect-1	Speed	Sect-2	Speed	Sect-3	Speed	Laptime Pit
1	Out	85.0	49.587	79.0	26.840	106.0	1:54.768	6	31.778	94.6	44.571	87.5	24.458	109.5	1:40.807
2	33.606	91.5	46.456	86.7	25.265	108.6	1:45.327	7	31.556	93.9	44.964	90.4	24.218	110.0	1:40.738
3	32.155	93.8	45.226	85.9	24.350	103.9	1:41.731	8	31.589	93.6	52.920	42.3	25.819	109.1	1:50.328
4	32.017	93.9	45.793	85.4	25.028	113.0	1:42.838	9	31.670	94.4	44.391	88.3	24.634	110.6	1:40.695
5	32.002	92.4	45.361	81.3	24.414	111.1	1:41.777	10							



Session Start: 09:00:02 - Finish: 09:15:13

Weather/Track Conditions: Sunny / Dry

Circuit: Brands Hatch Grand Prix Circuit

Track Length: 3.916 Km - 2.4330 miles

Printed: 30-06-2018 - 09:25

Legends of Brands Hatch Superprix - 30 Jun - 1 Jul 2018

HSCC Historic Formula 3 including The Nations Cup

Qualifying for Race 1 - Sector Analysis

69 Gregan Thruston (B)								Brabham BT21B							
lap	Sect-1	Speed	Sect-2	Speed	Sect-3	Speed	Laptime Pit	lap	Sect-1	Speed	Sect-2	Speed	Sect-3	Speed	Laptime Pit
1	Out	66.5	56.357	70.7	29.036	104.1	2:10.227	5	33.142	91.4	48.890	83.4	25.818	109.1	1:47.850
2	35.662	87.0	1:04.334	77.5	27.716	105.7	2:07.712	6	33.329	94.2	49.956	79.7	26.588	107.2	1:49.873
3	34.808	87.8	51.257	78.3	27.872	107.2	1:53.937	7	34.406	90.0	50.297	81.1	25.886	107.4	1:50.589
4	33.904	92.4	49.714	82.7	25.897	108.6	1:49.515	8	32.704	92.5	47.264	88.4	25.412	108.4	1:45.380

77 Francois Derossi (B)								Chevron B17							
lap	Sect-1	Speed	Sect-2	Speed	Sect-3	Speed	Laptime Pit	lap	Sect-1	Speed	Sect-2	Speed	Sect-3	Speed	Laptime Pit
1	Out	88.7	48.681	77.3	26.135	105.5	1:53.949	6	31.962	86.9	45.181	88.0	24.651	107.6	1:41.794
2	33.108	87.4	46.223	86.8	24.731	110.0	1:44.062	7	31.753	93.1	45.857	92.6	24.613	108.6	1:42.223
3	32.580	92.6	45.411	91.7	24.885	107.6	1:42.876	8	31.801	93.4	44.773	90.4	25.031	106.5	1:41.605
4	32.235	91.7	45.181	88.8	24.942	110.0	1:42.358	9	32.180	80.3	47.068	70.9	In		3:35.217 P
5	32.096	84.5	45.200	80.3	25.233	108.9	1:42.529	10							

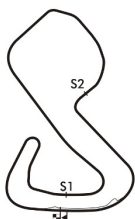
88 Michael Scott (B)								Brabham BT28							
lap	Sect-1	Speed	Sect-2	Speed	Sect-3	Speed	Laptime Pit	lap	Sect-1	Speed	Sect-2	Speed	Sect-3	Speed	Laptime Pit
1	Out	83.6	51.090	77.8	25.369	109.8	1:54.580	6	32.466	88.9	47.322	83.6	24.504	112.8	1:44.292
2	33.355	90.5	48.750	87.5	25.931	112.6	1:48.036	7	32.031	94.4	46.314	79.7	24.493	112.4	1:42.838
3	33.179	88.7	47.306	78.7	25.465	113.0	1:45.950	8	33.503	87.8	45.998	81.7	24.242	114.9	1:43.743
4	32.187	94.8	46.097	82.8	24.723	113.3	1:43.007	9	31.900	96.3	49.944	79.8	24.846	101.6	1:46.690
5	31.984	94.4	46.604	80.0	24.869	113.5	1:43.457	10							

89 Maurice Slotine (B)								Merlyn Mk14A							
lap	Sect-1	Speed	Sect-2	Speed	Sect-3	Speed	Laptime Pit	lap	Sect-1	Speed	Sect-2	Speed	Sect-3	Speed	Laptime Pit
1	Out	79.0	53.095	72.6	26.941	108.1	2:01.163	6	33.791	83.4	48.754	81.7	25.266	109.8	1:47.811
2	35.334	82.8	49.075	77.5	26.274	108.8	1:50.683	7	33.157	88.2	49.695	76.8	25.526	110.2	1:48.378
3	34.510	81.4	49.368	78.9	26.114	108.6	1:49.992	8	33.012	92.0	46.515	83.5	25.230	110.4	1:44.757
4	33.921	87.7	48.100	79.7	25.745	109.1	1:47.766	9	32.535	89.8	48.408	79.7	26.158	107.7	1:47.101
5	33.547	88.9	56.250	78.4	26.316	108.6	1:56.113	10							

90 Angelo Delea (B)								Brabham BT16							
lap	Sect-1	Speed	Sect-2	Speed	Sect-3	Speed	Laptime Pit	lap	Sect-1	Speed	Sect-2	Speed	Sect-3	Speed	Laptime Pit
1							2:05.906	5							1:55.298
2							2:00.801	6							1:52.213
3							2:03.377	7							1:51.137
4							1:57.711	8							

93 Roland Fischer (B)								Tecno 169							
lap	Sect-1	Speed	Sect-2	Speed	Sect-3	Speed	Laptime Pit	lap	Sect-1	Speed	Sect-2	Speed	Sect-3	Speed	Laptime Pit
1	Out	84.7	50.422	78.0	27.199	106.4	1:56.537	5	32.156	95.6	44.946	77.3	24.862	111.5	1:41.964
2	33.137	93.1	46.717	82.7	26.391	107.4	1:46.245	6	32.220	96.1	44.322	81.9	25.052	110.4	1:41.594
3	33.145	93.4	46.326	81.8	25.394	110.2	1:44.865	7	31.849	95.5	44.472	75.5	25.359	110.2	1:41.680
4	33.001	94.6	45.683	83.5	24.891	110.4	1:43.575	8	32.040	96.3	46.791	71.2	27.008	88.2	1:45.839

141 Werner Pircher (B)								Lotus 41							
lap	Sect-1	Speed	Sect-2	Speed	Sect-3	Speed	Laptime Pit	lap	Sect-1	Speed	Sect-2	Speed	Sect-3	Speed	Laptime Pit
1							1:58.407	4							1:54.145
2							1:56.828	5							1:54.125
3							1:57.527	6							1:55.178



Session Start: 09:00:02 - Finish: 09:15:13

Weather/Track Conditions: Sunny / Dry

Circuit: Brands Hatch Grand Prix Circuit

Track Length: 3.916 Km - 2.4330 miles

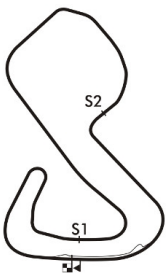
Printed: 30-06-2018 - 09:25

Legends of Brands Hatch Superprix - 30 Jun - 1 Jul 2018

HSCC Historic Formula 3 including The Nations Cup

Qualifying for Race 1 - Best Sector Times

	SECTOR 1			SECTOR 2			SECTOR 3			IDEAL / BEST LAP COMPARISON					
	NO	TIME	LAP	NO	TIME	LAP	NO	TIME	LAP	NO	NAME	BEST	IN	IDEAL	DIFF
1	1	30.887	8	1	43.590	6	1	23.641	6	1	Jon Milicevic	1:38.292	6	1:38.118	+0.174
2	25	31.084	8	25	43.924	6	25	23.641	7	25	Andrew Hbberd	1:38.836	6	1:38.649	+0.187
3	63	31.556	7	93	44.322	6	63	24.218	7	63	Christoph Widmer	1:40.695	9	1:40.165	+0.530
4	77	31.753	7	63	44.391	9	88	24.242	8	93	Roland Fischer	1:41.594	6	1:41.033	+0.561
5	93	31.849	7	77	44.773	8	77	24.613	7	77	Francois Derossi	1:41.605	8	1:41.139	+0.466
6	41	31.861	9	41	45.967	9	20	24.679	3	41	Enrico Spaggiari	1:42.639	9	1:42.539	+0.100
7	88	31.900	9	88	45.998	8	41	24.711	6	88	Michael Scott	1:42.838	7	1:42.140	+0.698
8	20	31.971	6	89	46.515	8	93	24.862	5	46	Steve Smith	1:43.784	3		+
9	89	32.535	9	9	46.693	8	24	24.921	8	20	Thierry Gallo	1:44.039	4	1:43.774	+0.265
10	24	32.614	5	44	46.912	3	89	25.230	8	89	Maurice Slotine	1:44.757	8	1:44.280	+0.477
11	69	32.704	8	24	46.914	8	30	25.254	7	24	Jon Waggitt	1:45.016	8	1:44.449	+0.567
12	30	33.001	8	20	47.124	4	9	25.332	6	69	Gregan Thruston	1:45.380	8	1:45.380	+0.000
13	9	33.307	6	69	47.264	8	69	25.412	8	30	Clas Muller	1:45.467	8	1:46.744	+1.277
14	44	33.344	4	2	47.919	8	2	25.568	5	44	Peter Hamilton	1:45.919	3	1:45.824	+0.095
15	2	33.357	8	19	47.963	7	44	25.568	3	9	Andrew Tart	1:46.118	8	1:45.332	+0.786
16	8	33.585	7	62	48.357	5	62	25.891	5	2	Barry Sew ell	1:47.275	5	1:46.844	+0.431
17	19	33.612	5	30	48.489	4	8	25.988	6	19	Peter Froude	1:47.811	7	1:47.626	+0.185
18	40	34.038	8	8	48.687	8	40	26.016	8	8	Martyn Halliday	1:48.642	6	1:48.260	+0.382
19	62	34.069	8	40	50.274	7	19	26.051	4	62	Geoffrey Ohion	1:48.992	5	1:48.317	+0.675
20	16	40.245	4	16	53.058	1	16	31.649	2	90	Angelo Delea	1:51.137	7		+
21	46			46			46			40	Philippe Bonny	1:51.252	8	1:50.328	+0.924
22	90			90			90			141	Werner Pircher	1:54.125	5		+
23	141			141			141			16	Mark Linstone	2:12.427	3	2:04.952	+7.475



Session Start: 09:00:02 - Finish: 09:15:13

Weather/Track Conditions: Sunny / Dry

Circuit: Brands Hatch Grand Prix Circuit

Track Length: 3.916 Km - 2.4330 miles

Printed: 30-06-2018 - 09:26

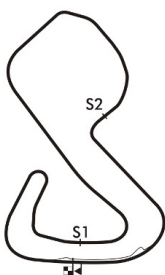


Legends of Brands Hatch Superprix - 30 Jun - 1 Jul 2018

HSCC Historic Formula 3 including The Nations Cup

Qualifying for Race 1 - Best Sector Speeds

	NO	SECTOR 1	MPH	NO	SECTOR 2	MPH	NO	SECTOR 3	MPH
1	25	Andrew Hbberd	99.8	77	Francois Derossi	92.6	1	Jon Milicevic	117.7
2	1	Jon Milicevic	98.7	25	Andrew Hbberd	91.8	25	Andrew Hbberd	117.5
3	88	Michael Scott	96.3	1	Jon Milicevic	91.0	88	Michael Scott	114.9
4	93	Roland Fischer	96.3	63	Christoph Widmer	90.4	41	Enrico Spaggiari	113.7
5	41	Enrico Spaggiari	95.8	44	Peter Hamilton	90.0	44	Peter Hamilton	113.7
6	24	Jon Waggitt	94.7	69	Gregan Thruston	88.4	24	Jon Waggitt	113.0
7	20	Thierry Gallo	94.6	88	Michael Scott	87.5	63	Christoph Widmer	113.0
8	63	Christoph Widmer	94.6	24	Jon Waggitt	85.0	30	Clas Muller	112.6
9	9	Andrew Tart	94.3	9	Andrew Tart	83.9	9	Andrew Tart	112.2
10	69	Gregan Thruston	94.2	89	Maurice Slotine	83.5	20	Thierry Gallo	111.7
11	77	Francois Derossi	93.4	93	Roland Fischer	83.5	93	Roland Fischer	111.5
12	8	Martyn Halliday	93.0	62	Geoffrey Onion	82.6	2	Barry Sew ell	111.3
13	30	Clas Muller	93.0	41	Enrico Spaggiari	82.0	89	Maurice Slotine	110.4
14	44	Peter Hamilton	92.0	20	Thierry Gallo	81.2	77	Francois Derossi	110.0
15	89	Maurice Slotine	92.0	40	Philippe Bonny	80.4	8	Martyn Halliday	109.8
16	2	Barry Sew ell	91.9	30	Clas Muller	79.0	69	Gregan Thruston	109.1
17	19	Peter Froude	91.0	8	Martyn Halliday	78.9	19	Peter Froude	108.8
18	62	Geoffrey Onion	90.1	2	Barry Sew ell	78.2	40	Philippe Bonny	107.7
19	40	Philippe Bonny	90.0	19	Peter Froude	77.8	62	Geoffrey Onion	107.4
20	16	Mark Linstone	74.5	16	Mark Linstone	62.3	16	Mark Linstone	80.3
21	46	Steve Smith	0.0	46	Steve Smith	0.0	46	Steve Smith	0.0
22	90	Angelo Delea	0.0	90	Angelo Delea	0.0	90	Angelo Delea	0.0
23	141	Werner Pircher	0.0	141	Werner Pircher	0.0	141	Werner Pircher	0.0



Session Start: 09:00:02 - Finish: 09:15:13

Weather/Track Conditions: Sunny / Dry

Circuit: Brands Hatch Grand Prix Circuit

Track Length: 3.916 Km - 2.4330 miles

Printed: 30-06-2018 - 09:27

Legends of Brands Hatch Superprix - 30 Jun - 1 Jul 2018

HSCC Historic Formula 3 including The Nations Cup

Race 1 - Starting Grid

Sheet No:

Start Time : 13:20 - Heat Duration : 20 Minutes

12		23	16	Mark Linstone				
11		21	40	Philippe Bonny	22	141	Werner Pircher	
10		19	62	Geoffrey O'nion	20	90	Angelo Delea	
9		17	19	Peter Froude	18	8	Martyn Halliday	
8		15	9	Andrew Tart	16	2	Barry Sewell	
7		13	30	Clas Muller	14	44	Peter Hamilton	
6		11	24	Jon Waggitt	12	69	Gregan Thruston	
5		9	20	Thierry Gallo	10	89	Maurice Slotine	
4		7	88	Michael Scott	8	46	Steve Smith	
3		5	77	Francois Derossi	6	41	Enrico Spaggiari	
2		3	63	Christoph Widmer	4	93	Roland Fischer	
1		1	1	Jon Milicevic	2	25	Andrew Hibberd	
ROW		Pole Right						

These results are provisional until the conclusion of any judicial and technical matters.		Circuit: Brands Hatch Grand Prix Circuit Track Length: 3.916 Km - 2.4330 miles
Clerk of the Course:	Timekeeper:	Issued at:
Nick Palmer		

Legends of Brands Hatch Superprix - 30 Jun - 1 Jul 2018

HSCC Historic Formula 3 including The Nations Cup

Race 1 - Sector Analysis

1 Jon Milicevic (B)								Brabham BT21B							
lap	Sect-1	Speed	Sect-2	Speed	Sect-3	Speed	Laptime Pit	lap	Sect-1	Speed	Sect-2	Speed	Sect-3	Speed	Laptime Pit
1		95.1	45.270	86.3	24.946	110.7	1:47.641	7	30.917	97.6	43.702	91.3	23.878	114.3	1:38.497
2	31.529	97.7	43.939	92.5	23.684	117.5	1:39.152	8	30.959	97.9	44.212	91.0	23.602	113.5	1:38.773
3	31.543	96.3	44.292	91.8	23.668	113.9	1:39.503	9	31.025	97.2	44.170	91.3	24.232	112.6	1:39.427
4	30.962	98.0	43.303	91.7	23.581	116.9	1:37.846	10	31.512	97.0	45.469	86.1	24.435	112.0	1:41.416
5	30.968	98.2	44.137	91.5	23.940	113.0	1:39.045	11	31.738	95.6	45.027	87.1	24.488	111.7	1:41.253
6	31.054	97.4	43.985	92.2	23.742	113.7	1:38.781	12	31.737	95.2	45.528	86.3	24.599	112.6	1:41.864

2 Barry Sewell (B)								Lotus 41							
lap	Sect-1	Speed	Sect-2	Speed	Sect-3	Speed	Laptime Pit	lap	Sect-1	Speed	Sect-2	Speed	Sect-3	Speed	Laptime Pit
1		85.9	49.608	75.6	26.473	108.4	1:59.674	7	33.275	87.0	49.047	82.2	25.525	111.3	1:47.847
2	34.469	88.8	49.948	72.3	26.189	108.2	1:50.606	8	33.489	94.7	48.617	73.4	25.459	109.3	1:47.565
3	33.517	88.4	48.010	73.5	25.716	109.1	1:47.243	9	33.070	90.1	46.784	80.2	25.800	108.4	1:45.654
4	32.998	88.8	47.856	71.0	25.725	109.8	1:46.579	10	33.119	92.4	46.790	78.9	25.461	108.9	1:45.370
5	33.076	88.6	49.371	71.6	25.666	110.7	1:48.113	11	32.658	91.0	46.735	78.6	24.969	111.5	1:44.362
6	32.899	87.0	48.189	73.6	26.018	108.8	1:47.106	12	32.795	88.2	47.159	79.8	25.405	104.5	1:45.359

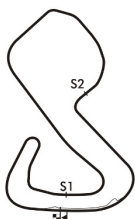
8 Martyn Halliday (B)								Chevron B15C							
lap	Sect-1	Speed	Sect-2	Speed	Sect-3	Speed	Laptime Pit	lap	Sect-1	Speed	Sect-2	Speed	Sect-3	Speed	Laptime Pit
1		88.0	49.951	74.9	26.570	108.8	2:01.331	6	33.108	91.1	47.273	74.9	27.236	86.4	1:47.617
2	34.204	85.2	49.579	73.6	26.955	107.6	1:50.738	7	33.815	92.4	48.782	81.8	25.364	113.0	1:47.961
3	33.449	87.9	47.174	81.8	25.530	110.7	1:46.153	8	34.874	83.7	47.950	82.2	25.255	112.8	1:48.079
4	33.641	89.9	48.266	74.2	25.718	111.5	1:47.625	9	32.921	87.2	52.697	70.1	28.622	94.3	1:54.240
5	32.468	93.3	48.598	74.0	25.565	110.4	1:46.631	10							

9 Andrew Tart (B)								Merlyn Mk9							
lap	Sect-1	Speed	Sect-2	Speed	Sect-3	Speed	Laptime Pit	lap	Sect-1	Speed	Sect-2	Speed	Sect-3	Speed	Laptime Pit
1		90.4	49.638	81.6	26.472	110.6	1:59.197	7	33.864	93.0	47.920	84.2	25.922	109.8	1:47.706
2	34.154	93.0	48.433	81.9	25.793	109.7	1:48.380	8	34.935	93.8	48.232	81.7	25.654	110.6	1:48.821
3	33.629	93.0	47.431	79.2	25.638	110.6	1:46.698	9	33.835	94.0	47.541	82.3	25.627	112.6	1:47.003
4	33.698	93.9	48.019	74.3	26.028	109.5	1:47.745	10	33.948	92.2	47.104	86.8	25.565	111.3	1:46.617
5	33.736	93.5	47.745	81.2	25.734	109.1	1:47.215	11	33.379	94.3	46.697	86.1	25.514	111.8	1:45.590
6	33.439	92.7	49.081	77.8	26.156	108.8	1:48.676	12	33.490	93.3	46.758	86.1	25.674	110.9	1:45.922

16 Mark Linstone (B)								Brabham BT21							
lap	Sect-1	Speed	Sect-2	Speed	Sect-3	Speed	Laptime Pit	lap	Sect-1	Speed	Sect-2	Speed	Sect-3	Speed	Laptime Pit
1		91.0	49.439	76.1	25.916	110.7	2:00.121	7	32.653	92.5	46.902	76.1	25.267	108.9	1:44.822
2	34.506	91.2	48.979	74.8	25.684	109.1	1:49.169	8	32.996	90.9	46.985	75.6	24.993	109.3	1:44.974
3	33.263	85.3	47.993	74.8	25.815	108.9	1:47.071	9	33.186	88.5	47.099	78.2	24.941	109.3	1:45.226
4	33.149	89.4	47.852	73.5	25.705	109.7	1:46.706	10	32.620	93.0	47.067	76.3	25.317	108.4	1:45.004
5	33.264	92.0	48.101	77.6	25.095	110.4	1:46.460	11	33.147	88.2	46.751	78.9	25.325	110.4	1:45.223
6	33.449	90.9	47.678	76.6	25.229	108.9	1:46.356	12	32.713	91.9	47.181	78.3	25.419	105.2	1:45.313

19 Peter Froude (B)								Tecno F3							
lap	Sect-1	Speed	Sect-2	Speed	Sect-3	Speed	Laptime Pit	lap	Sect-1	Speed	Sect-2	Speed	Sect-3	Speed	Laptime Pit
1		82.2	53.069	69.9	27.044	105.0	2:06.613	4	33.952	86.8	49.152	73.6	27.201	106.5	1:50.305
2	35.148	86.1	51.638	70.1	27.560	104.7	1:54.346	5	34.369	86.0	49.471	75.3	36.498	30.4	2:00.338
3	34.523	86.0	49.760	71.5	26.596	104.9	1:50.879	6							

20 Thierry Gallo (B)								Tecno F3							
lap	Sect-1	Speed	Sect-2	Speed	Sect-3	Speed	Laptime Pit	lap	Sect-1	Speed	Sect-2	Speed	Sect-3	Speed	Laptime Pit
1		94.0	47.647	77.2	24.872	110.4	1:52.189	7	32.143	92.6	45.880	80.1	24.742	110.4	1:42.765
2	31.726	90.4	47.594	72.7	25.252	109.1	1:44.572	8	31.630	94.3	45.742	77.0	24.856	110.6	1:42.228
3	31.842	90.4	47.746	76.7	25.218	108.2	1:44.806	9	31.804	94.7	46.012	79.6	24.838	109.3	1:42.654
4	33.649	88.8	47.757	75.6	25.073	109.3	1:46.479	10	32.097	92.0	46.074	78.5	24.791	110.0	1:42.962
5	32.016	91.7	46.455	79.5	25.242	110.0	1:43.713	11	31.656	93.5	46.449	82.5	24.500	109.8	1:42.605
6	32.164	92.1	47.223	79.0	24.796	109.8	1:44.183	12	31.621	92.1	46.636	78.4	25.799	108.4	1:44.056



Session Start: 13:21:08 - Finish: 13:41:10

Weather/Track Conditions: Sunny / Dry

Circuit: Brands Hatch Grand Prix Circuit

Track Length: 3.916 Km - 2.4330 miles

Printed: 30-06-2018 - 13:44

Legends of Brands Hatch Superprix - 30 Jun - 1 Jul 2018

HSCC Historic Formula 3 including The Nations Cup

Race 1 - Sector Analysis

24	Jon Waggitt (B)							Chevron B15									
lap	Sect-1	Speed	Sect-2	Speed	Sect-3	Speed	Laptime	Pit	lap	Sect-1	Speed	Sect-2	Speed	Sect-3	Speed	Laptime	Pit

25	Andrew Hibberd (B)							Brabham BT18									
lap	Sect-1	Speed	Sect-2	Speed	Sect-3	Speed	Laptime	Pit	lap	Sect-1	Speed	Sect-2	Speed	Sect-3	Speed	Laptime	Pit
1		96.9	45.493	78.6	24.613	110.9	1:47.526		7	31.524	95.8	43.683	90.4	23.767	115.1	1:38.974	
2	31.085	97.6	44.109	88.1	23.910	112.4	1:39.104		8	31.007	98.6	43.787	92.8	24.202	110.4	1:38.996	
3	31.138	98.3	43.822	91.3	23.997	112.2	1:38.957		9	32.358	80.1	47.625	77.7	26.679	101.4	1:46.662	
4	30.979	97.7	43.694	93.2	23.870	113.2	1:38.543		10	33.135	83.7	47.306	79.4	25.519	101.9	1:45.960	
5	31.417	99.0	43.989	87.0	23.761	116.9	1:39.167		11	33.465	85.4	48.924	87.1	25.867	99.7	1:48.256	
6	31.088	95.8	44.133	88.6	23.660	117.5	1:38.881		12	34.286	91.4	50.642	73.8	27.876	86.1	1:52.804	

30	Clas Muller (B)							Brabham BT28									
lap	Sect-1	Speed	Sect-2	Speed	Sect-3	Speed	Laptime	Pit	lap	Sect-1	Speed	Sect-2	Speed	Sect-3	Speed	Laptime	Pit
1							1:57.181		7							1:47.734	
2							1:47.306		8							1:48.916	
3							1:46.911		9							1:45.748	
4							1:52.195		10							1:45.436	
5							1:47.655		11							1:45.491	
6							1:46.966		12							1:45.730	

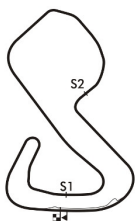
40	Philippe Bonny (B)							Tecno F3									
lap	Sect-1	Speed	Sect-2	Speed	Sect-3	Speed	Laptime	Pit	lap	Sect-1	Speed	Sect-2	Speed	Sect-3	Speed	Laptime	Pit
1		88.4	49.964	75.6	26.336	109.5	2:02.103		7	34.170	92.0	49.066	79.6	26.337	106.7	1:49.573	
2	33.891	90.0	50.043	73.0	26.679	109.3	1:50.613		8	33.588	92.2	48.724	79.5	26.169	107.2	1:48.481	
3	34.229	89.3	51.488	75.8	26.221	106.2	1:51.938		9	33.563	92.5	49.418	80.9	26.101	106.4	1:49.082	
4	34.301	91.7	50.629	75.2	26.414	107.2	1:51.344		10	34.141	79.5	48.593	73.9	26.198	106.0	1:48.932	
5	33.954	92.5	49.390	79.9	26.506	106.2	1:49.850		11	33.991	90.7	48.710	75.4	26.361	107.2	1:49.062	
6	34.059	88.6	49.920	77.6	26.758	104.4	1:50.737		12								

41	Enrico Spaggiari (B)							Lotus 41X									
lap	Sect-1	Speed	Sect-2	Speed	Sect-3	Speed	Laptime	Pit	lap	Sect-1	Speed	Sect-2	Speed	Sect-3	Speed	Laptime	Pit
1		92.2	49.642	75.0	25.314	110.7	1:56.422		7	32.024	92.9	45.846	83.4	24.917	109.3	1:42.787	
2	32.669	93.8	46.665	80.3	25.256	108.9	1:44.590		8	31.894	95.1	45.775	82.3	25.003	109.1	1:42.672	
3	31.973	95.2	47.028	80.1	24.846	109.8	1:43.847		9	32.157	94.7	47.099	80.1	25.073	109.5	1:44.329	
4	31.959	95.1	46.631	79.4	25.161	108.9	1:43.751		10	32.270	93.9	46.333	79.6	24.872	109.7	1:43.475	
5	31.885	94.8	46.959	82.5	24.692	110.0	1:43.536		11	32.017	93.9	45.876	82.2	24.842	110.0	1:42.735	
6	31.986	91.9	46.076	82.8	24.460	110.2	1:42.522		12	32.525	93.5	46.312	81.2	25.054	110.7	1:43.891	

44	Peter Hamilton (B)							Tecno									
lap	Sect-1	Speed	Sect-2	Speed	Sect-3	Speed	Laptime	Pit	lap	Sect-1	Speed	Sect-2	Speed	Sect-3	Speed	Laptime	Pit
1		91.0	49.728	72.0	25.473	109.7	1:57.264		2	34.028	90.9	1:06.684	60.1	In		2:41.766	P

46	Steve Smith (B)							Chevron B15									
lap	Sect-1	Speed	Sect-2	Speed	Sect-3	Speed	Laptime	Pit	lap	Sect-1	Speed	Sect-2	Speed	Sect-3	Speed	Laptime	Pit
1		89.5	46.235	79.7	24.308	114.9	1:49.065		7	32.984	94.4	45.052	77.6	24.368	113.3	1:42.404	
2	31.894	97.2	46.378	78.0	24.382	114.1	1:42.654		8	31.711	96.5	45.095	80.8	24.061	112.4	1:40.867	
3	31.538	96.3	45.204	75.0	24.234	113.7	1:40.976		9	31.333	95.2	44.935	83.6	24.021	113.3	1:40.289	
4	32.025	94.4	45.441	75.8	24.203	114.3	1:41.669		10	32.013	95.4	45.049	80.0	24.202	113.3	1:41.264	
5	31.814	95.6	45.448	80.7	24.175	113.2	1:41.437		11	31.537	95.0	44.968	81.9	24.207	113.7	1:40.712	
6	31.892	93.9	45.392	80.7	24.224	113.3	1:41.508		12	31.821	93.5	45.084	77.8	24.053	114.5	1:40.958	

62	Geoffrey O'nion (B)							Tecno F3									
lap	Sect-1	Speed	Sect-2	Speed	Sect-3	Speed	Laptime	Pit	lap	Sect-1	Speed	Sect-2	Speed	Sect-3	Speed	Laptime	Pit
1		88.8	49.852	76.2	26.501	108.6	2:00.223		7	33.451	92.6	47.681	85.4	25.810	107.6	1:46.942	
2	34.881	88.4	49.354	72.9	26.471	107.7	1:50.706		8	33.983	92.0	47.940	78.4	25.892	104.9	1:47.815	
3	33.720	87.9	47.461	76.2	25.629	111.8	1:46.810		9	33.166	92.9	47.001	81.8	26.383	108.2	1:46.550	
4	33.164	89.5	48.021	78.4	25.577	110.9	1:46.762		10	32.953	91.9	46.485	86.2	25.302	109.3	1:44.740	
5	33.148	92.6	48.187	75.8	25.848	109.1	1:47.183		11	32.629	92.1	46.547	81.0	25.511	108.2	1:44.687	
6	33.073	90.5	47.336	81.7	26.827	107.4	1:47.236		12	33.084	91.1	46.865	81.0	25.573	107.7	1:45.522	



Session Start: 13:21:08 - Finish: 13:41:10

Weather/Track Conditions: Sunny / Dry

Circuit: Brands Hatch Grand Prix Circuit

Track Length: 3.916 Km - 2.4330 miles

Printed: 30-06-2018 - 13:44

Legends of Brands Hatch Superprix - 30 Jun - 1 Jul 2018

HSCC Historic Formula 3 including The Nations Cup

Race 1 - Sector Analysis

63 Christoph Widmer (B)								Brabham BT18A							
Lap	Sect-1	Speed	Sect-2	Speed	Sect-3	Speed	Laptime Pit	Lap	Sect-1	Speed	Sect-2	Speed	Sect-3	Speed	Laptime Pit
1		94.0	45.555	85.6	24.433	110.4	1:48.252	7	31.872	95.0	45.175	88.4	24.370	110.2	1:41.417
2	32.146	94.4	45.686	86.2	24.715	108.6	1:42.547	8	31.458	95.6	44.753	88.7	24.216	112.0	1:40.427
3	31.844	94.7	46.218	79.9	24.670	110.9	1:42.732	9	31.497	95.5	44.906	89.3	24.623	109.3	1:41.026
4	31.941	95.4	45.409	86.5	24.689	110.7	1:42.039	10	31.640	94.6	45.203	91.6	24.793	110.6	1:41.636
5	32.150	93.0	45.237	90.9	24.665	108.9	1:42.052	11	31.758	95.5	45.277	87.1	24.240	112.0	1:41.275
6	31.787	93.8	45.372	86.7	24.627	108.4	1:41.786	12							

69 Gregan Thruston (B)								Brabham BT21B							
Lap	Sect-1	Speed	Sect-2	Speed	Sect-3	Speed	Laptime Pit	Lap	Sect-1	Speed	Sect-2	Speed	Sect-3	Speed	Laptime Pit
1		92.7	49.407	81.7	25.544	107.0	1:55.859	7	32.850	91.4	48.436	83.4	25.080	111.7	1:46.366
2	33.104	93.0	58.643	81.9	25.817	106.0	1:57.564	8	33.611	91.7	48.253	81.9	25.305	106.4	1:47.169
3	33.828	89.1	50.098	83.2	25.549	107.4	1:49.475	9	32.373	93.5	48.089	79.6	25.866	107.2	1:46.328
4	32.806	94.2	48.103	80.5	25.347	107.7	1:46.256	10	32.274	93.6	46.973	83.5	24.994	107.6	1:44.241
5	32.546	89.4	47.891	84.0	25.056	108.2	1:45.493	11	32.013	92.7	46.691	85.8	25.056	108.2	1:43.760
6	32.079	93.3	47.016	81.3	26.155	93.1	1:45.250	12	31.991	93.5	47.034	84.7	25.757	105.7	1:44.782

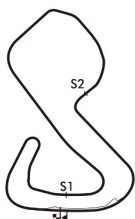
77 Francois Derossi (B)								Chevron B17							
Lap	Sect-1	Speed	Sect-2	Speed	Sect-3	Speed	Laptime Pit	Lap	Sect-1	Speed	Sect-2	Speed	Sect-3	Speed	Laptime Pit
1		93.8	52.914	78.0	25.446	108.4	1:57.615	7	31.966	92.9	45.719	92.0	24.731	106.4	1:42.416
2	33.379	91.0	47.597	88.6	24.898	106.9	1:45.874	8	31.944	91.6	44.922	91.5	25.233	105.0	1:42.099
3	32.365	91.7	45.511	90.5	24.630	107.4	1:42.506	9	31.815	93.0	45.686	89.2	25.010	106.9	1:42.511
4	31.657	93.9	46.123	80.4	24.949	111.3	1:42.729	10	31.975	91.7	45.492	92.3	24.793	107.6	1:42.260
5	31.864	94.8	46.194	81.3	24.858	107.6	1:42.916	11	31.806	92.6	45.161	91.8	24.882	108.4	1:41.849
6	31.798	92.5	45.574	88.9	25.094	106.0	1:42.466	12	32.293	93.1	45.680	89.4	25.932	105.7	1:43.905

88 Michael Scott (B)								Brabham BT28							
Lap	Sect-1	Speed	Sect-2	Speed	Sect-3	Speed	Laptime Pit	Lap	Sect-1	Speed	Sect-2	Speed	Sect-3	Speed	Laptime Pit
1		93.8	46.541	80.7	24.764	112.0	1:50.053	7	31.891	89.9	45.438	85.0	23.998	114.5	1:41.327
2	32.192	95.0	46.178	78.6	24.529	112.8	1:42.899	8	31.616	91.9	45.215	86.3	24.139	113.9	1:40.970
3	32.016	94.2	46.246	81.5	24.357	113.0	1:42.619	9	31.601	95.8	44.831	83.6	24.162	115.9	1:40.594
4	32.059	94.7	46.052	82.2	24.256	113.7	1:42.367	10	32.013	93.1	45.355	87.9	24.049	113.9	1:41.417
5	31.543	95.4	45.192	85.4	24.398	112.0	1:41.133	11	31.925	96.7	44.523	86.8	23.928	114.1	1:40.376
6	31.632	95.0	45.153	83.9	24.045	114.3	1:40.830	12	31.668	94.8	45.134	84.8	24.072	113.2	1:40.874

89 Maurice Slotine (B)								Merlyn Mk14A							
Lap	Sect-1	Speed	Sect-2	Speed	Sect-3	Speed	Laptime Pit	Lap	Sect-1	Speed	Sect-2	Speed	Sect-3	Speed	Laptime Pit
1		88.6	49.947	82.2	25.344	111.1	1:56.008	7	34.074	92.2	46.888	79.6	25.597	107.0	1:46.559
2	33.630	91.5	47.765	83.2	25.433	109.3	1:46.828	8	33.389	91.2	47.405	79.4	25.225	107.9	1:46.019
3	33.404	89.4	46.426	81.1	25.360	109.1	1:45.190	9	32.968	91.4	46.768	78.7	25.354	107.7	1:45.090
4	33.067	90.5	47.187	82.3	25.543	108.6	1:45.797	10	33.109	91.2	48.014	76.8	25.555	108.4	1:46.678
5	32.900	90.5	47.734	80.8	25.515	107.2	1:46.149	11	33.096	89.3	47.728	81.6	25.453	106.5	1:46.277
6	33.242	91.5	47.057	75.2	25.580	106.5	1:45.879	12	33.122	89.3	47.530	78.8	26.845	104.1	1:47.497

90 Angelo Delea (B)								Brabham BT16							
Lap	Sect-1	Speed	Sect-2	Speed	Sect-3	Speed	Laptime Pit	Lap	Sect-1	Speed	Sect-2	Speed	Sect-3	Speed	Laptime Pit
1		84.8	52.104	79.7	27.021	101.6	2:05.577	7	34.398	83.1	52.523	76.8	26.531	103.9	1:53.452
2	34.261	86.1	54.599	64.2	27.530	103.4	1:56.390	8	33.859	86.8	52.057	76.0	26.157	103.9	1:52.073
3	34.608	84.7	51.487	78.6	26.784	103.9	1:52.879	9	34.715	84.5	50.917	78.8	25.967	104.5	1:51.599
4	34.323	84.2	51.745	74.5	26.551	104.4	1:52.619	10	34.035	85.4	50.845	79.1	25.937	104.2	1:50.817
5	34.053	85.6	53.018	78.7	26.340	101.6	1:53.411	11	34.015	85.2	50.276	79.9	27.170	103.9	1:51.461
6	34.876	86.2	52.317	76.2	26.758	103.4	1:53.951	12							

141 Werner Pircher (B)								Lotus 41							
Lap	Sect-1	Speed	Sect-2	Speed	Sect-3	Speed	Laptime Pit	Lap	Sect-1	Speed	Sect-2	Speed	Sect-3	Speed	Laptime Pit
1		81.9	52.534	76.3	27.605	102.3	2:07.904	7	34.779	82.0	51.811	78.7	26.825	103.1	1:53.415
2	35.187	82.3	51.946	69.6	27.613	102.6	1:54.746	8	34.388	85.1	51.427	73.4	27.540	102.6	1:53.355
3	34.694	84.1	51.039	77.3	27.416	102.2	1:53.149	9	35.070	82.2	49.574	80.1	26.966	102.0	1:51.610
4	34.794	83.3	50.825	73.0	27.040	103.0	1:52.659	10	34.557	83.6	49.411	80.3	27.035	102.2	1:51.003
5	35.326	83.2	51.341	73.0	27.068	102.0	1:53.735	11	35.106	81.6	50.101	73.8	28.196	100.5	1:53.403
6	34.931	83.9	51.677	72.8	26.894	103.3	1:53.502	12							



Session Start: 13:21:08 - Finish: 13:41:10

Weather/Track Conditions: Sunny / Dry

Circuit: Brands Hatch Grand Prix Circuit

Track Length: 3.916 Km - 2.4330 miles

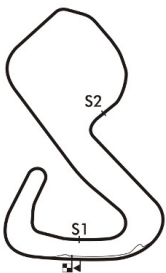
Printed: 30-06-2018 - 13:44

Legends of Brands Hatch Superprix - 30 Jun - 1 Jul 2018

HSCC Historic Formula 3 including The Nations Cup

Race 1 - Best Sector Times

	SECTOR 1			SECTOR 2			SECTOR 3			IDEAL / BEST LAP COMPARISON					
	NO	TIME	LAP	NO	TIME	LAP	NO	TIME	LAP	NO	NAME	BEST	IN	IDEAL	DIFF
1	1	30.917	7	1	43.303	4	1	23.581	4	1	Jon Milicevic	1:37.846	4	1:37.801	+0.045
2	25	30.979	4	25	43.683	7	25	23.660	6	25	Andrew Hbberd	1:38.543	4	1:38.322	+0.221
3	46	31.333	9	88	44.523	11	88	23.928	11	46	Steve Smith	1:40.289	9	1:40.289	+0.000
4	63	31.458	8	63	44.753	8	46	24.021	9	88	Michael Scott	1:40.376	11	1:39.994	+0.382
5	88	31.543	5	77	44.922	8	63	24.216	8	77	Francois Derossi	1:41.849	11	1:41.209	+0.640
6	20	31.621	12	46	44.935	9	41	24.460	6	20	Thierry Gallo	1:42.228	8	1:41.863	+0.365
7	77	31.657	4	20	45.742	8	20	24.500	11	41	Enrico Spaggiari	1:42.522	6	1:42.120	+0.402
8	41	31.885	5	41	45.775	8	77	24.630	3	69	Gregan Thruston	1:43.760	11	1:43.676	+0.084
9	69	31.991	12	89	46.426	3	16	24.941	9	2	Barry Sew ell	1:44.362	11	1:44.362	+0.000
10	8	32.468	5	62	46.485	10	2	24.969	11	62	Geoffrey Ohion	1:44.687	11	1:44.416	+0.271
11	16	32.620	10	69	46.691	11	69	24.994	10	16	Mark Linstone	1:44.822	7	1:44.312	+0.510
12	62	32.629	11	9	46.697	11	89	25.225	8	89	Maurice Slotine	1:45.090	9	1:44.551	+0.539
13	2	32.658	11	2	46.735	11	8	25.255	8	30	Clas Muller	1:45.436	10		+
14	89	32.900	5	16	46.751	11	62	25.302	10	9	Andrew Tart	1:45.590	11	1:45.590	+0.000
15	9	33.379	11	8	47.174	3	44	25.473	1	40	Philippe Bonny	1:48.481	8	1:48.257	+0.224
16	40	33.563	9	40	48.593	10	9	25.514	11	90	Angelo Delea	1:50.817	10	1:50.072	+0.745
17	90	33.859	8	19	49.152	4	90	25.937	10	141	Werner Pircher	1:51.003	10	1:50.624	+0.379
18	19	33.952	4	141	49.411	10	40	26.101	9	63	Christoph Widmer	1:40.427	8	1:40.427	+0.000
19	44	34.028	2	44	49.728	1	19	26.596	3	8	Martyn Halliday	1:46.153	3	1:44.897	+1.256
20	141	34.388	8	90	50.276	11	141	26.825	7	19	Peter Froude	1:50.305	4	1:49.700	+0.605
21	24			24			24			44	Peter Hamilton	1:57.264	1	1:49.229	+8.035
22	30			30			30			24	Jon Waggitt			5:15.706	5:39.069



Session Start: 13:21:08 - Finish: 13:41:10

Weather/Track Conditions: Sunny / Dry

Circuit: Brands Hatch Grand Prix Circuit

Track Length: 3.916 Km - 2.4330 miles

Printed: 30-06-2018 - 13:45

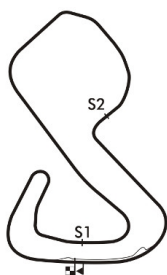


Legends of Brands Hatch Superprix - 30 Jun - 1 Jul 2018

HSCC Historic Formula 3 including The Nations Cup

Race 1 - Best Sector Speeds

	NO	SECTOR 1	MPH	NO	SECTOR 2	MPH	NO	SECTOR 3	MPH
1	25	Andrew Hbberd	99.0	25	Andrew Hbberd	93.2	1	Jon Milicevic	117.5
2	1	Jon Milicevic	98.2	1	Jon Milicevic	92.5	25	Andrew Hbberd	117.5
3	46	Steve Smith	97.2	77	Francois Derossi	92.3	88	Michael Scott	115.9
4	88	Michael Scott	96.7	63	Christoph Widmer	91.6	46	Steve Smith	114.9
5	63	Christoph Widmer	95.6	88	Michael Scott	87.9	8	Martyn Halliday	113.0
6	41	Enrico Spaggiari	95.2	9	Andrew Tart	86.8	9	Andrew Tart	112.6
7	77	Francois Derossi	94.8	62	Geoffrey Onion	86.2	63	Christoph Widmer	112.0
8	2	Barry Sew ell	94.7	69	Gregan Thruston	85.8	62	Geoffrey Onion	111.8
9	20	Thierry Gallo	94.7	46	Steve Smith	83.6	69	Gregan Thruston	111.7
10	24	Jon Waggitt	94.4	41	Enrico Spaggiari	83.4	2	Barry Sew ell	111.5
11	9	Andrew Tart	94.3	89	Maurice Slotine	83.2	77	Francois Derossi	111.3
12	69	Gregan Thruston	94.2	20	Thierry Gallo	82.5	89	Maurice Slotine	111.1
13	8	Martyn Halliday	93.3	2	Barry Sew ell	82.2	16	Mark Linstone	110.7
14	16	Mark Linstone	93.0	8	Martyn Halliday	82.2	41	Enrico Spaggiari	110.7
15	62	Geoffrey Onion	92.9	40	Philippe Bonny	80.9	20	Thierry Gallo	110.6
16	40	Philippe Bonny	92.5	141	Werner Pircher	80.3	44	Peter Hamilton	109.7
17	89	Maurice Slotine	92.2	90	Angelo Delea	79.9	40	Philippe Bonny	109.5
18	44	Peter Hamilton	91.0	16	Mark Linstone	78.9	19	Peter Froude	106.5
19	19	Peter Froude	86.8	19	Peter Froude	75.3	90	Angelo Delea	104.5
20	90	Angelo Delea	86.8	44	Peter Hamilton	72.0	141	Werner Pircher	103.3
21	141	Werner Pircher	85.1	24	Jon Waggitt	70.1	24	Jon Waggitt	56.8
22	30	Clas Muller	0.0	30	Clas Muller	0.0	30	Clas Muller	0.0



Session Start: 13:21:08 - Finish: 13:41:10

Weather/Track Conditions: Sunny / Dry

Circuit: Brands Hatch Grand Prix Circuit

Track Length: 3.916 Km - 2.4330 miles

Printed: 30-06-2018 - 13:46

Legends of Brands Hatch Superprix - 30 Jun - 1 Jul 2018

HSCC Historic Formula 3 including The Nations Cup

Race 1 - Lap Chart

Lap 1			Lap 2			Lap 3			Lap 4			Lap 5			Lap 6		
NO	Behind	Laptime	NO	Behind	Laptime	NO	Behind	Laptime	NO	Behind	Laptime	NO	Behind	Laptime	NO	Behind	Laptime
25		1:47.526	25		1:39.104	25		1:38.957	25		1:38.543	1		1:39.045	1		1:38.781
1	0.115	1:47.641	1	0.163	1:39.152	1	0.709	1:39.503	1	0.012	1:37.846	25	0.110	1:39.167	25	0.210	1:38.881
63	0.726	1:48.252	63	4.169	1:42.547	46	7.108	1:40.976	46	10.234	1:41.669	46	12.614	1:41.437	46	15.341	1:41.508
46	1.539	1:49.065	46	5.089	1:42.654	63	7.944	1:42.732	63	11.440	1:42.039	63	14.435	1:42.052	63	17.440	1:41.786
88	2.527	1:50.053	88	6.322	1:42.899	88	9.984	1:42.619	88	13.808	1:42.367	88	15.884	1:41.133	88	17.933	1:40.830
20	4.663	1:52.189	20	10.131	1:44.572	20	15.980	1:44.806	20	23.916	1:46.479	77	28.453	1:42.916	77	32.138	1:42.466
69	8.333	1:55.859	41	14.382	1:44.590	41	19.272	1:43.847	41	24.480	1:43.751	20	28.572	1:43.713	41	32.700	1:42.522
89	8.482	1:56.008	89	16.206	1:46.828	77	20.408	1:42.506	77	24.594	1:42.729	41	28.959	1:43.536	20	33.974	1:44.183
41	8.896	1:56.422	77	16.859	1:45.874	89	22.439	1:45.190	89	29.693	1:45.797	89	36.785	1:46.149	89	43.883	1:45.879
30	9.655	1:57.181	30	17.857	1:47.306	30	25.811	1:46.911	9	37.890	1:47.745	9	46.048	1:47.215	16	53.915	1:46.356
44	9.738	1:57.264	9	20.947	1:48.380	9	28.688	1:46.698	16	38.937	1:46.706	16	46.340	1:46.460	9	55.943	1:48.676
77	10.089	1:57.615	16	22.660	1:49.169	16	30.774	1:47.071	30	39.463	1:52.195	30	48.061	1:47.655	30	56.246	1:46.966
9	11.671	1:59.197	2	23.650	1:50.606	2	31.936	1:47.243	2	39.972	1:46.579	62	48.497	1:47.183	62	56.952	1:47.236
2	12.148	1:59.674	62	24.299	1:50.706	62	32.152	1:46.810	62	40.371	1:46.762	2	49.028	1:48.113	2	57.353	1:47.106
16	12.595	2:00.121	8	25.439	1:50.738	8	32.635	1:46.153	8	41.717	1:47.625	8	49.291	1:46.631	69	57.929	1:45.250
62	12.697	2:00.223	40	26.086	1:50.613	69	37.311	1:49.475	69	45.024	1:46.256	69	51.460	1:45.493	8	58.127	1:47.617
8	13.805	2:01.331	69	26.793	1:57.564	40	39.067	1:51.938	40	51.868	1:51.344	40	1:02.661	1:49.850	40	1:14.617	1:50.737
40	14.577	2:02.103	19	34.329	1:54.346	19	46.251	1:50.879	19	58.013	1:50.305	90	1:17.689	1:53.411	90	1:32.859	1:53.951
90	18.051	2:05.577	90	35.337	1:56.390	90	49.259	1:52.879	90	1:03.335	1:52.619	141	1:19.006	1:53.735	141	1:33.727	1:53.502
19	19.087	2:06.613	141	36.020	1:54.746	141	50.212	1:53.149	141	1:04.328	1:52.659	19	1:19.294	2:00.338			
141	20.378	2:07.904	44	1:12.400	2:41.766												

Session Start: 13:21:08 - Finish: 13:41:10

Weather/Track Conditions: Sunny / Dry

Circuit: Brands Hatch Grand Prix Circuit

Track Length: 3.916 Km - 2.4330 miles

Printed: 30-06-2018 - 13:46

Legends of Brands Hatch Superprix - 30 Jun - 1 Jul 2018

HSCC Historic Formula 3 including The Nations Cup

Race 1 - Lap Chart

Lap 7			Lap 8			Lap 9			Lap 10			Lap 11			Lap 12		
NO	Behind	Laptime	NO	Behind	Laptime	NO	Behind	Laptime	NO	Behind	Laptime	NO	Behind	Laptime	NO	Behind	Laptime
1		1:38.497	1		1:38.773	1		1:39.427	1		1:41.416	1		1:41.253	1		1:41.864
25	0.687	1:38.974	25	0.910	1:38.996	25	8.145	1:46.662	40	1 LAP	1:49.082	40	1 LAP	1:48.932	40	1 LAP	1:49.062
46	19.248	1:42.404	90	1 LAP	1:53.452	90	1 LAP	1:52.073	25	12.689	1:45.960	25	19.692	1:48.256	46	20.605	1:40.958
63	20.360	1:41.417	141	1 LAP	1:53.415	46	22.204	1:40.289	46	22.052	1:41.264	46	21.511	1:40.712	88	22.261	1:40.874
88	20.763	1:41.327	46	21.342	1:40.867	63	23.613	1:41.026	63	23.833	1:41.636	88	23.251	1:40.376	25	30.632	1:52.804
77	36.057	1:42.416	63	22.014	1:40.427	141	1 LAP	1:53.355	88	24.128	1:41.417	63	23.855	1:41.275	77	45.948	1:43.905
41	36.990	1:42.787	88	22.960	1:40.970	88	24.127	1:40.594	90	1 LAP	1:51.599	90	1 LAP	1:50.817	20	50.014	1:44.056
20	38.242	1:42.765	77	39.383	1:42.099	77	42.467	1:42.511	141	1 LAP	1:51.610	141	1 LAP	1:51.003	90	1 LAP	1:51.461
89	51.945	1:46.559	41	40.889	1:42.672	20	44.924	1:42.654	77	43.311	1:42.260	77	43.907	1:41.849	41	51.359	1:43.891
16	1:00.240	1:44.822	20	41.697	1:42.228	41	45.791	1:44.329	20	46.470	1:42.962	20	47.822	1:42.605	141	1 LAP	1:53.403
9	1:05.152	1:47.706	89	59.191	1:46.019	89	1:04.854	1:45.090	41	47.850	1:43.475	41	49.332	1:42.735	89	1:20.773	1:47.497
62	1:05.397	1:46.942	16	1:06.441	1:44.974	16	1:12.240	1:45.226	89	1:10.116	1:46.678	89	1:15.140	1:46.277	16	1:23.247	1:45.313
30	1:05.483	1:47.734	69	1:14.194	1:47.169	69	1:21.095	1:46.328	16	1:15.828	1:45.004	16	1:19.798	1:45.223	69	1:29.345	1:44.782
69	1:05.798	1:46.366	62	1:14.439	1:47.815	62	1:21.562	1:46.550	69	1:23.920	1:44.241	69	1:26.427	1:43.760	62	1:31.978	1:45.522
2	1:06.703	1:47.847	9	1:15.200	1:48.821	2	1:21.722	1:45.654	62	1:24.886	1:44.740	62	1:28.320	1:44.687	2	1:32.280	1:45.359
8	1:07.591	1:47.961	2	1:15.495	1:47.565	30	1:21.947	1:45.748	2	1:25.676	1:45.370	2	1:28.785	1:44.362	30	1:34.071	1:45.730
40	1:25.693	1:49.573	30	1:15.626	1:48.916	9	1:22.776	1:47.003	30	1:25.967	1:45.436	30	1:30.205	1:45.491	9	1:36.372	1:45.922
			8	1:16.897	1:48.079	8	1:31.710	1:54.240	9	1:27.977	1:46.617	9	1:32.314	1:45.590			
			40	1:35.401	1:48.481												

Session Start: 13:21:08 - Finish: 13:41:10

Weather/Track Conditions: Sunny / Dry

Circuit: Brands Hatch Grand Prix Circuit

Track Length: 3.916 Km - 2.4330 miles

Printed: 30-06-2018 - 13:46

Legends of Brands Hatch Superprix - 30 Jun - 1 Jul 2018

HSCC Historic Formula 3 including The Nations Cup

Race 9 - Starting Grid

Sheet No:

Start Time : 11:20 - Heat Duration : 20 Minutes

12		23	93	Roland Fischer			
11		21	44	Peter Hamilton	22	24	Jon Waggitt
10		19	90	Angelo Delea	20	147	Werner Pircher
9		17	40	Philippe Bonny	18	19	Peter Froude
8		15	9	Andrew Tart	16	8	Martyn Halliday
7		13	89	Maurice Slotine	14	30	Clas Muller
6		11	62	Geoffrey O'nion	12	16	Mark Linstone
5		9	69	Gregan Thruston	10	2	Barry Sewell
4		7	20	Thierry Gallo	8	41	Enrico Spaggiari
3		5	63	Christoph Widmer	6	77	Francois Derossi
2		3	46	Steve Smith	4	88	Michael Scott
1		1	1	Jon Milicevic	2	25	Andrew Hibberd
ROW				Pole Right			

These results are provisional until the conclusion of any judicial and technical matters.

Clerk of the Course:	Timekeeper:	Issued at:
----------------------	-------------	------------

*Circuit: Brands Hatch Grand Prix Circuit
Track Length: 3.916 Km - 2.4330 miles*

Nick Palmer



Printed : 01-07-2018 - 09:16

Legends of Brands Hatch Superprix - 30 Jun - 1 Jul 2018

HSCC Historic Formula 3 including The Nations Cup

Race 9 - Classification

Sheet No:

POS	NO	DRIVER/S	CAR MAKE / MODEL	TIME	LAPS	GAP	DIFF	MPH	BEST	ON
1	25	Andrew Hibberd	Brabham BT18	20:12.031	12	-- 12 laps		86.71	1:39.053	5
2	88	Michael Scott	Brabham BT28	20:30.594	12	18.563	18.563	85.41	1:40.939	8
3	63	Christoph Widmer	Brabham BT18A	20:37.401	12	25.370	6.807	84.94	1:41.115	8
4	20	Thierry Gallo	Tecno F3	20:40.432	12	28.401	3.031	84.73	1:41.433	9
5	41	Enrico Spaggiari	Lotus 41X	20:43.714	12	31.683	3.282	84.51	1:41.078	9
6	77	Francois Derossi	Chevron B17	20:49.580	12	37.549	5.866	84.11	1:40.879	10
7	69	Gregan Thruston	Brabham BT21B	20:50.048	12	38.017	0.468	84.08	1:42.190	5
8	24	Jon Waggitt	Chevron B15	21:21.711	12	1:09.680	31.663	82.00	1:44.678	12
9	30	Clas Muller	Brabham BT28	21:22.229	12	1:10.198	0.518	81.97	1:44.012	12
10	16	Mark Linstone	Brabham BT21	21:23.605	12	1:11.574	1.376	81.88	1:44.969	9
11	44	Peter Hamilton	Tecno	21:23.944	12	1:11.913	0.339	81.86	1:43.204	10
12	2	Barry Sewell	Lotus 41	21:24.981	12	1:12.950	1.037	81.79	1:44.301	10
13	89	Maurice Slotine	Merlyn Mk14A	21:39.988	12	1:27.957	15.007	80.85	1:45.472	7
14	8	Martyn Halliday	Chevron B15C	20:15.713	11	-- 11 laps	22.382	79.25	1:46.279	5
15	40	Philippe Bonny	Tecno F3	20:27.726	11	12.013	12.013	78.47	1:48.867	8
16	90	Angelo Delea	Brabham BT16	20:53.909	11	38.196	26.183	76.83	1:50.484	3
17	141	Werner Pircher	Lotus 41	21:14.650	11	58.937	20.741	75.58	1:53.128	10
----- NOT CLASSIFIED -----										
DNF 46		Steve Smith	Chevron B15	17:06.307	10	-- 10 laps		85.34	1:40.851	8
DNF 62		Geoffrey O'nion	Tecno F3	17:50.350	10	44.043	44.043	81.83	1:44.086	9
DNF 1		Jon Milicevic	Brabham BT21B	8:25.796	5	-- 5 laps --		86.58	1:39.145	5
DNF 9		Andrew Tart	Merlyn Mk9	1:59.393	1	-- 1 laps --	12.821	73.36	1:59.393	1

----- FASTEST LAP SUMMARY -----

NO	DRIVER/S	CLASS	CAR MAKE / MODEL	FASTEST LAP	ON	MPH
25	Andrew Hibberd	B	Brabham BT18	1:39.053	5	88.43

Session Start: 11:16:30 - Finish: 11:36:41

Weather/Track Conditions: Sunny / Dry

Circuit: Brands Hatch Grand Prix Circuit

Track Length: 3.916 Km - 2.4330 miles

These results are provisional until the conclusion of any judicial and technical matters.

Clerk of the Course:

Timekeeper:

Issued at:

Nick Palmer



Printed: 01-07-2018 - 11:38

Results: www.mstworld.com . Live Timing: <https://livetiming.getraceresults.com/mst> . Email: timing@mstworld.com

Legends of Brands Hatch Superprix - 30 Jun - 1 Jul 2018

HSCC Historic Formula 3 including The Nations Cup

Race 9 - Sector Analysis

1 Jon Milicevic (B)							Brabham BT21B										
lap	Sect-1	Speed	Sect-2	Speed	Sect-3	Speed	Laptime	Pit	lap	Sect-1	Speed	Sect-2	Speed	Sect-3	Speed	Laptime	Pit
1		93.8	45.245	84.4	23.914	116.1	1:46.572		4	31.487	98.0	44.910	90.9	23.930	112.2	1:40.327	
2	32.174	98.2	44.140	86.5	24.022	112.8	1:40.336		5	31.272	96.7	43.969	94.0	23.904	112.4	1:39.145	
3	31.311	97.6	44.125	89.9	23.980	112.0	1:39.416		6								

2 Barry Sewell (B)							Lotus 41										
lap	Sect-1	Speed	Sect-2	Speed	Sect-3	Speed	Laptime	Pit	lap	Sect-1	Speed	Sect-2	Speed	Sect-3	Speed	Laptime	Pit
1		83.5	49.147	76.4	25.833	108.1	1:58.021		7	32.729	89.7	47.657	73.8	25.346	110.7	1:45.732	
2	33.496	88.6	48.041	76.3	25.744	110.4	1:47.281		8	32.926	92.1	46.788	79.3	25.315	109.3	1:45.029	
3	33.599	85.6	48.795	75.9	26.137	107.2	1:48.531		9	32.603	91.7	47.010	77.6	25.228	109.3	1:44.841	
4	33.253	91.6	47.850	78.0	25.452	107.4	1:46.555		10	32.513	92.7	46.630	80.9	25.158	111.3	1:44.301	
5	33.065	91.2	47.956	78.6	25.541	109.1	1:46.562		11	33.948	91.4	48.126	79.6	24.962	111.1	1:47.036	
6	32.712	91.0	48.097	74.6	25.581	110.2	1:46.390		12	32.393	90.0	47.170	78.1	25.139	106.5	1:44.702	

8 Martyn Halliday (B)							Chevron B15C										
lap	Sect-1	Speed	Sect-2	Speed	Sect-3	Speed	Laptime	Pit	lap	Sect-1	Speed	Sect-2	Speed	Sect-3	Speed	Laptime	Pit
1		80.3	50.207	81.1	25.595	113.3	2:01.075		7	34.209	87.2	48.630	70.8	25.755	110.6	1:48.594	
2	40.152	61.7	51.566	68.9	25.999	109.8	1:57.717		8	33.160	90.3	48.620	73.0	26.142	109.7	1:47.922	
3	34.493	84.1	48.773	70.5	25.745	107.4	1:49.011		9	33.613	88.8	48.825	71.7	26.222	108.8	1:48.660	
4	34.273	89.2	48.312	72.0	26.257	109.7	1:48.842		10	33.967	86.3	48.599	72.4	26.212	109.7	1:48.778	
5	33.529	90.3	47.056	74.1	25.694	110.2	1:46.279		11	34.154	79.0	50.998	73.4	26.276	99.7	1:51.428	
6	33.207	92.5	48.396	72.7	25.804	110.9	1:47.407		12								

9 Andrew Tart (B)							Merlyn Mk9										
lap	Sect-1	Speed	Sect-2	Speed	Sect-3	Speed	Laptime	Pit	lap	Sect-1	Speed	Sect-2	Speed	Sect-3	Speed	Laptime	Pit
1		87.1	49.534	77.5	25.626	111.7	1:59.393		2								

16 Mark Linstone (B)							Brabham BT21										
lap	Sect-1	Speed	Sect-2	Speed	Sect-3	Speed	Laptime	Pit	lap	Sect-1	Speed	Sect-2	Speed	Sect-3	Speed	Laptime	Pit
1		84.5	48.097	77.2	25.310	109.1	1:55.718		7	33.127	89.4	47.763	77.1	25.165	110.6	1:46.055	
2	33.696	88.1	48.923	69.7	26.048	109.1	1:48.667		8	32.958	90.9	47.745	80.1	25.153	110.7	1:45.856	
3	33.505	90.4	48.487	75.7	25.408	109.7	1:47.400		9	32.790	88.0	47.262	79.9	24.917	111.7	1:44.969	
4	32.993	90.6	47.147	78.9	25.106	110.4	1:45.246		10	32.961	91.1	47.840	79.8	25.058	111.3	1:45.859	
5	32.887	91.0	47.647	76.2	25.220	110.9	1:45.754		11	33.011	88.1	48.850	77.5	25.209	111.7	1:47.070	
6	32.536	92.9	47.808	73.5	25.088	110.7	1:45.432		12	32.904	89.8	47.412	82.9	25.263	106.9	1:45.579	

20 Thierry Gallo (B)							Tecno F3										
lap	Sect-1	Speed	Sect-2	Speed	Sect-3	Speed	Laptime	Pit	lap	Sect-1	Speed	Sect-2	Speed	Sect-3	Speed	Laptime	Pit
1		91.5	47.281	76.9	24.873	104.1	1:51.984		7	31.964	93.4	45.382	83.6	24.346	111.3	1:41.692	
2	32.402	92.4	46.718	77.9	24.669	109.1	1:43.789		8	31.434	94.7	45.601	82.7	24.523	109.7	1:41.558	
3	31.987	93.1	46.793	80.0	25.079	107.9	1:43.859		9	31.592	93.1	45.481	84.1	24.360	111.3	1:41.433	
4	31.901	92.7	46.347	80.0	25.616	108.4	1:43.864		10	31.985	94.2	45.219	85.9	24.477	111.8	1:41.681	
5	31.590	92.0	46.771	79.5	24.593	111.3	1:42.954		11	31.162	93.9	47.284	82.0	24.467	111.5	1:42.913	
6	32.165	93.8	46.125	86.3	24.254	113.3	1:42.544		12	31.531	93.8	45.867	82.5	24.763	109.5	1:42.161	

24 Jon Waggitt (B)							Chevron B15										
lap	Sect-1	Speed	Sect-2	Speed	Sect-3	Speed	Laptime	Pit	lap	Sect-1	Speed	Sect-2	Speed	Sect-3	Speed	Laptime	Pit
1		89.4	47.995	81.2	25.072	112.8	1:55.758		7	33.513	90.4	47.630	78.7	24.967	110.0	1:46.110	
2	34.900	90.5	48.221	75.5	25.767	112.6	1:48.888		8	33.277	93.5	46.407	80.1	25.236	111.7	1:44.920	
3	33.439	91.7	47.437	82.6	25.390	109.7	1:46.266		9	32.781	92.6	47.392	79.6	25.160	111.3	1:45.333	
4	33.209	92.0	47.168	83.7	25.013	110.0	1:45.390		10	33.609	86.3	48.082	78.6	25.163	114.7	1:46.854	
5	33.132	92.2	47.372	82.6	25.174	110.7	1:45.678		11	32.904	90.5	47.540	81.3	25.103	110.6	1:45.547	
6	33.031	92.0	48.282	74.8	24.976	113.9	1:46.289		12	32.985	88.9	46.774	83.9	24.919	110.4	1:44.678	



Session Start: 11:16:30 - Finish: 11:36:41

Weather/Track Conditions: Sunny / Dry

Circuit: Brands Hatch Grand Prix Circuit

Track Length: 3.916 Km - 2.4330 miles

Printed: 01-07-2018 - 11:41

Legends of Brands Hatch Superprix - 30 Jun - 1 Jul 2018

HSCC Historic Formula 3 including The Nations Cup

Race 9 - Sector Analysis

25 Andrew Hibberd (B)								Brabham BT18							
Lap	Sect-1	Speed	Sect-2	Speed	Sect-3	Speed	Laptime Pit	Lap	Sect-1	Speed	Sect-2	Speed	Sect-3	Speed	Laptime Pit
1		96.7	44.806	86.2	24.250	111.5	1:46.466	7	31.230	97.2	44.360	88.7	24.185	112.8	1:39.775
2	31.913	97.0	44.775	84.4	23.839	115.3	1:40.527	8	31.365	96.3	44.159	88.6	24.003	112.8	1:39.527
3	31.589	97.7	44.000	86.7	23.788	114.9	1:39.377	9	31.707	95.9	44.704	86.6	24.179	112.2	1:40.590
4	31.692	98.4	44.880	84.7	24.048	113.9	1:40.620	10	30.959	97.7	44.985	80.9	24.673	112.2	1:40.617
5	31.052	98.6	44.300	92.0	23.701	116.1	1:39.053	11	31.615	96.1	44.669	89.1	24.373	111.8	1:40.657
6	31.236	98.7	44.626	89.2	23.991	112.4	1:39.853	12	31.816	87.0	48.365	82.7	24.788	111.7	1:44.969

30 Clas Muller (B)								Brabham BT28							
Lap	Sect-1	Speed	Sect-2	Speed	Sect-3	Speed	Laptime Pit	Lap	Sect-1	Speed	Sect-2	Speed	Sect-3	Speed	Laptime Pit
1		85.0	48.182	78.4	25.703	109.8	1:55.572	7	32.468	91.5	48.107	81.8	25.317	112.4	1:45.892
2	33.301	88.0	49.158	74.7	26.850	108.8	1:49.309	8	32.653	88.0	47.152	80.8	25.213	112.4	1:45.018
3	33.711	89.9	48.759	79.6	25.583	111.3	1:48.053	9	32.410	90.0	46.970	80.9	25.160	112.0	1:44.540
4	33.119	85.2	48.243	79.7	25.415	110.2	1:46.777	10	32.499	89.3	46.687	77.9	24.910	114.5	1:44.096
5	32.895	89.5	47.889	78.5	25.537	111.1	1:46.321	11	32.826	85.1	48.279	78.1	25.122	113.3	1:46.227
6	32.797	92.1	48.106	77.2	25.509	110.7	1:46.412	12	32.376	90.3	46.810	81.6	24.826	113.9	1:44.012

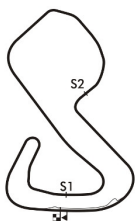
40 Philippe Bonny (B)								Tecno F3							
Lap	Sect-1	Speed	Sect-2	Speed	Sect-3	Speed	Laptime Pit	Lap	Sect-1	Speed	Sect-2	Speed	Sect-3	Speed	Laptime Pit
1		81.9	52.008	76.6	27.273	100.8	2:06.735	7	33.725	91.4	48.944	78.6	26.867	104.4	1:49.536
2	34.575	82.7	50.131	73.5	26.935	107.6	1:51.641	8	34.021	92.0	48.427	75.6	26.419	106.4	1:48.867
3	34.259	89.8	49.903	69.0	26.527	107.4	1:50.689	9	34.337	92.2	48.969	69.9	26.398	106.7	1:49.704
4	34.858	89.2	49.324	74.9	26.760	105.5	1:50.942	10	34.705	87.2	48.682	79.5	25.927	107.4	1:49.314
5	34.571	90.7	48.963	78.4	27.057	105.0	1:50.591	11	33.698	90.3	50.264	77.2	26.173	106.2	1:50.135
6	34.099	90.7	48.873	73.9	26.600	107.2	1:49.572	12							

41 Enrico Spaggiari (B)								Lotus 41X							
Lap	Sect-1	Speed	Sect-2	Speed	Sect-3	Speed	Laptime Pit	Lap	Sect-1	Speed	Sect-2	Speed	Sect-3	Speed	Laptime Pit
1		93.6	46.785	79.4	24.947	109.5	1:52.369	7	31.939	93.9	45.604	84.0	24.610	112.0	1:42.153
2	32.152	94.6	47.479	80.0	24.569	110.4	1:44.200	8	31.696	95.5	45.181	82.8	24.534	111.1	1:41.411
3	31.966	94.8	46.352	78.6	25.122	109.7	1:43.440	9	31.555	94.8	45.048	85.6	24.475	112.6	1:41.078
4	31.806	94.4	46.670	82.3	25.200	110.9	1:43.676	10	32.795	92.0	46.242	82.4	24.795	110.9	1:43.832
5	32.496	94.3	46.349	78.8	24.788	110.6	1:43.633	11	31.757	94.8	46.229	82.2	24.986	109.7	1:42.972
6	32.014	96.9	45.844	80.5	24.985	110.9	1:42.843	12	31.889	95.0	45.461	85.3	24.757	110.4	1:42.107

44 Peter Hamilton (B)								Tecno							
Lap	Sect-1	Speed	Sect-2	Speed	Sect-3	Speed	Laptime Pit	Lap	Sect-1	Speed	Sect-2	Speed	Sect-3	Speed	Laptime Pit
1		82.3	48.985	79.3	25.290	111.1	1:59.950	7	32.841	91.7	47.195	86.8	25.519	107.4	1:45.555
2	38.105	75.2	48.297	83.4	25.716	106.2	1:52.118	8	32.813	92.5	46.686	85.5	25.044	108.2	1:44.543
3	33.400	91.9	47.211	86.9	25.518	106.5	1:46.129	9	32.846	91.2	46.404	86.7	25.135	107.4	1:44.385
4	32.971	92.4	47.409	85.8	25.346	106.5	1:45.726	10	32.581	92.5	45.765	88.4	24.858	110.0	1:43.204
5	32.956	93.1	47.530	76.1	25.606	106.2	1:46.092	11	32.936	93.0	47.234	87.3	24.516	110.4	1:44.686
6	33.520	91.9	47.546	82.2	25.703	107.0	1:46.769	12	32.219	90.6	47.435	85.6	25.133	110.2	1:44.787

46 Steve Smith (B)								Chevron B15							
Lap	Sect-1	Speed	Sect-2	Speed	Sect-3	Speed	Laptime Pit	Lap	Sect-1	Speed	Sect-2	Speed	Sect-3	Speed	Laptime Pit
1		90.3	45.919	78.4	24.233	113.5	1:49.219	6	32.307	96.5	45.625	78.3	24.159	114.5	1:42.091
2	31.972	94.4	46.028	76.0	24.394	113.9	1:42.394	7	31.820	88.1	45.585	78.0	24.009	114.3	1:41.414
3	32.354	93.1	45.601	76.0	24.223	114.3	1:42.178	8	31.838	92.9	45.128	80.9	23.885	116.1	1:40.851
4	31.840	91.5	45.664	77.3	24.445	114.1	1:41.949	9	31.763	95.8	46.120	79.2	23.970	114.9	1:41.853
5	31.740	93.6	45.883	77.8	24.194	114.9	1:41.817	10	32.030	86.1	46.313	80.5	24.198	113.2	1:42.541

62 Geoffrey O'nion (B)								Tecno F3							
Lap	Sect-1	Speed	Sect-2	Speed	Sect-3	Speed	Laptime Pit	Lap	Sect-1	Speed	Sect-2	Speed	Sect-3	Speed	Laptime Pit
1		86.5	48.873	74.6	26.084	108.2	1:58.539	6	33.030	92.4	47.785	80.2	25.726	107.2	1:46.541
2	34.054	87.7	47.836	82.6	25.673	110.2	1:47.563	7	32.554	92.9	47.026	84.7	25.059	108.6	1:44.639
3	33.710	89.4	48.239	77.6	25.948	107.2	1:47.897	8	32.851	92.2	46.153	86.8	25.095	108.6	1:44.099
4	33.454	92.0	47.695	77.9	25.497	109.3	1:46.646	9	32.626	91.6	46.345	79.6	25.115	109.7	1:44.086
5	33.250	91.6	46.922	76.1	25.445	109.7	1:45.617	10	32.725	91.0	46.911	79.6	25.087	107.7	1:44.723



Session Start: 11:16:30 - Finish: 11:36:41

Weather/Track Conditions: Sunny / Dry

Circuit: Brands Hatch Grand Prix Circuit

Track Length: 3.916 Km - 2.4330 miles

Printed: 01-07-2018 - 11:41

Legends of Brands Hatch Superprix - 30 Jun - 1 Jul 2018

HSCC Historic Formula 3 including The Nations Cup

Race 9 - Sector Analysis

63 Christoph Widmer (B)								Brabham BT18A							
Lap	Sect-1	Speed	Sect-2	Speed	Sect-3	Speed	Laptime Pit	Lap	Sect-1	Speed	Sect-2	Speed	Sect-3	Speed	Laptime Pit
1		93.3	47.529	81.5	24.654	112.6	1:52.445	7	31.934	94.7	44.884	90.4	24.390	110.2	1:41.208
2	32.580	93.9	47.213	80.3	25.764	109.8	1:45.557	8	31.800	93.5	44.911	86.9	24.404	111.5	1:41.115
3	32.385	95.1	45.982	87.7	24.959	108.8	1:43.326	9	31.714	95.8	45.133	90.6	24.443	112.6	1:41.290
4	32.012	94.7	45.700	81.2	24.969	112.0	1:42.681	10	31.913	95.0	45.019	86.0	24.469	110.0	1:41.401
5	32.385	92.1	45.775	83.2	24.663	112.4	1:42.823	11	31.540	94.6	45.695	87.8	24.539	109.1	1:41.774
6	32.059	96.2	45.229	88.9	24.502	109.8	1:41.790	12	31.739	93.4	45.381	89.1	24.871	108.2	1:41.991

69 Gregan Thruston (B)								Brabham BT21B							
Lap	Sect-1	Speed	Sect-2	Speed	Sect-3	Speed	Laptime Pit	Lap	Sect-1	Speed	Sect-2	Speed	Sect-3	Speed	Laptime Pit
1		90.0	47.516	83.8	25.531	109.1	1:54.163	7	32.078	93.5	45.563	90.5	24.794	109.5	1:42.435
2	32.346	91.5	47.036	85.4	24.747	110.4	1:44.129	8	31.943	92.9	46.044	87.1	24.809	109.5	1:42.796
3	32.474	94.3	46.333	89.3	25.326	106.7	1:44.133	9	31.675	93.0	46.296	87.6	24.550	108.9	1:42.521
4	32.188	94.2	46.483	88.3	25.166	107.0	1:43.837	10	31.665	94.6	47.047	81.3	24.932	108.1	1:43.644
5	31.607	94.8	45.840	90.0	24.743	109.7	1:42.190	11	31.792	93.9	47.013	86.5	24.623	108.9	1:43.428
6	31.904	94.8	46.491	91.6	24.588	109.7	1:42.983	12	31.937	93.6	46.556	88.4	25.296	109.5	1:43.789

77 Francois Derossi (B)								Chevron B17							
Lap	Sect-1	Speed	Sect-2	Speed	Sect-3	Speed	Laptime Pit	Lap	Sect-1	Speed	Sect-2	Speed	Sect-3	Speed	Laptime Pit
1		90.7	47.249	83.6	24.790	109.8	1:52.961	7	31.596	92.6	44.957	91.3	24.438	107.4	1:40.991
2	32.449	92.5	46.886	89.1	25.448	105.7	1:44.783	8	31.835	92.1	45.438	88.1	24.531	107.9	1:41.804
3	32.132	92.1	45.433	88.7	24.836	112.2	1:42.401	9	32.095	92.5	45.778	93.2	25.204	106.9	1:43.077
4	31.987	94.2	45.721	93.2	25.666	105.0	1:43.374	10	31.837	93.3	44.779	91.2	24.263	110.2	1:40.879
5	31.883	93.1	45.849	89.1	24.805	106.4	1:42.537	11	31.966	92.7	45.592	90.5	24.549	110.0	1:42.107
6	31.709	93.1	45.168	89.4	24.588	107.9	1:41.465	12	31.688	92.9	44.653	92.6	36.860	101.1	1:53.201

88 Michael Scott (B)								Brabham BT28							
Lap	Sect-1	Speed	Sect-2	Speed	Sect-3	Speed	Laptime Pit	Lap	Sect-1	Speed	Sect-2	Speed	Sect-3	Speed	Laptime Pit
1		94.3	45.842	78.9	24.252	112.4	1:48.037	7	31.714	94.0	45.699	83.3	24.117	113.0	1:41.530
2	31.913	94.4	45.829	80.1	24.576	111.1	1:42.318	8	31.677	94.2	45.136	80.9	24.126	113.2	1:40.939
3	31.987	94.6	45.881	76.2	24.781	111.3	1:42.649	9	31.691	95.4	46.024	82.7	24.270	113.7	1:41.985
4	31.716	94.6	45.660	82.0	24.532	111.1	1:41.908	10	31.734	94.6	45.816	84.9	24.413	112.4	1:41.963
5	31.610	95.5	46.275	81.8	24.443	112.2	1:42.328	11	31.465	95.4	45.496	85.9	24.479	112.8	1:41.440
6	31.889	90.7	45.435	84.6	24.560	111.3	1:41.884	12	32.167	89.7	46.636	85.6	24.810	107.7	1:43.613

89 Maurice Slotine (B)								Merlyn Mk14A							
Lap	Sect-1	Speed	Sect-2	Speed	Sect-3	Speed	Laptime Pit	Lap	Sect-1	Speed	Sect-2	Speed	Sect-3	Speed	Laptime Pit
1		80.8	49.515	82.2	25.666	110.0	1:59.810	7	33.047	86.7	47.467	83.7	24.958	108.6	1:45.472
2	35.661	78.5	52.769	78.9	25.765	107.0	1:54.195	8	32.906	89.4	47.615	80.7	25.273	103.7	1:45.794
3	33.240	87.8	48.251	77.0	25.773	105.7	1:47.264	9	33.737	89.9	47.169	79.9	25.144	106.9	1:46.050
4	33.236	91.2	48.371	79.2	25.683	106.5	1:47.290	10	32.977	89.1	47.498	80.7	25.470	107.7	1:45.945
5	33.268	86.3	47.633	78.7	25.591	107.7	1:46.492	11	33.186	90.9	50.678	79.6	25.283	107.7	1:49.147
6	33.338	87.4	47.537	82.9	24.997	108.4	1:45.872	12	33.932	91.2	47.433	80.3	25.292	107.4	1:46.657

90 Angelo Delea (B)								Brabham BT16							
Lap	Sect-1	Speed	Sect-2	Speed	Sect-3	Speed	Laptime Pit	Lap	Sect-1	Speed	Sect-2	Speed	Sect-3	Speed	Laptime Pit
1		79.5	52.455	82.0	26.255	100.5	2:04.828	7	34.587	86.0	51.354	80.1	26.208	103.6	1:52.149
2	35.854	79.8	50.249	78.1	26.164	104.5	1:52.267	8	34.605	83.7	51.612	76.0	26.552	102.8	1:52.769
3	33.693	88.1	50.652	79.2	26.139	103.9	1:50.484	9	34.315	82.8	52.367	70.5	27.464	104.4	1:54.146
4	33.919	86.8	57.646	75.4	26.989	103.7	1:58.554	10	33.978	87.3	51.746	79.3	26.943	104.2	1:52.667
5	34.568	80.6	51.528	76.8	25.931	104.4	1:52.027	11	33.903	86.8	51.304	80.7	26.341	103.6	1:51.548
6	34.363	85.7	51.454	75.4	26.653	101.2	1:52.470	12							

141 Werner Pircher (B)								Lotus 41							
Lap	Sect-1	Speed	Sect-2	Speed	Sect-3	Speed	Laptime Pit	Lap	Sect-1	Speed	Sect-2	Speed	Sect-3	Speed	Laptime Pit
1		82.3	52.237	75.8	27.431	101.1	2:06.593	7	35.273	83.6	50.692	70.6	27.195	102.0	1:53.160
2	36.198	78.7	52.557	69.5	27.530	101.4	1:56.285	8	35.329	82.6	51.615	70.2	27.482	102.0	1:54.426
3	35.179	84.0	52.140	60.4	28.145	100.2	1:55.464	9	35.354	84.8	52.045	72.4	27.308	100.6	1:54.707
4	35.185	83.0	52.270	70.8	27.937	99.5	1:55.392	10	34.698	84.6	50.918	69.4	27.512	101.9	1:53.128
5	35.582	82.9	51.589	69.9	27.682	100.6	1:54.853	11	35.049	85.0	52.094	68.1	27.787	100.5	1:54.930
6	35.578	84.1	52.238	66.5	27.896	100.0	1:55.712	12							



Session Start: 11:16:30 - Finish: 11:36:41

Weather/Track Conditions: Sunny / Dry

Circuit: Brands Hatch Grand Prix Circuit

Track Length: 3.916 Km - 2.4330 miles

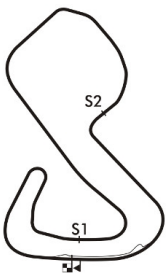
Printed: 01-07-2018 - 11:41

Legends of Brands Hatch Superprix - 30 Jun - 1 Jul 2018

HSCC Historic Formula 3 including The Nations Cup

Race 9 - Best Sector Times

	SECTOR 1			SECTOR 2			SECTOR 3			IDEAL / BEST LAP COMPARISON					
	NO	TIME	LAP	NO	TIME	LAP	NO	TIME	LAP	NO	NAME	BEST	IN	IDEAL	DIFF
1	25	30.959	10	1	43.969	5	25	23.701	5	25	Andrew Hbberd	1:39.053	5	1:38.660	+0.393
2	20	31.162	11	25	44.000	3	46	23.885	8	77	Francois Derossi	1:40.879	10	1:40.512	+0.367
3	1	31.202	6	77	44.653	12	1	23.904	5	88	Michael Scott	1:40.939	8	1:40.718	+0.221
4	88	31.465	11	63	44.884	7	88	24.117	7	41	Enrico Spaggiari	1:41.078	9	1:41.078	+0.000
5	63	31.540	11	41	45.048	9	20	24.254	6	63	Christoph Widmer	1:41.115	8	1:40.814	+0.301
6	41	31.555	9	46	45.128	8	77	24.263	10	20	Thierry Gallo	1:41.433	9	1:40.635	+0.798
7	46	31.584	11	88	45.136	8	63	24.390	7	69	Gregan Thruston	1:42.190	5	1:41.720	+0.470
8	77	31.596	7	20	45.219	10	41	24.475	9	44	Peter Hamilton	1:43.204	10	1:42.500	+0.704
9	69	31.607	5	69	45.563	7	44	24.516	11	30	Clas Muller	1:44.012	12	1:43.889	+0.123
10	44	32.219	12	44	45.765	10	69	24.550	9	2	Barry Sew ell	1:44.301	10	1:43.985	+0.316
11	30	32.376	12	62	46.153	8	30	24.826	12	24	Jon Waggitt	1:44.678	12	1:44.107	+0.571
12	2	32.393	12	24	46.407	8	16	24.917	9	16	Mark Linstone	1:44.969	9	1:44.600	+0.369
13	16	32.536	6	2	46.630	10	24	24.919	12	89	Maurice Slotine	1:45.472	7	1:45.033	+0.439
14	62	32.554	7	30	46.687	10	89	24.958	7	8	Martyn Halliday	1:46.279	5	1:45.811	+0.468
15	24	32.781	9	8	47.056	5	2	24.962	11	40	Philippe Bonny	1:48.867	8	1:48.052	+0.815
16	89	32.906	8	16	47.147	4	62	25.059	7	90	Angelo Delea	1:50.484	3	1:49.873	+0.611
17	8	33.160	8	89	47.169	9	8	25.595	1	141	Werner Pircher	1:53.128	10	1:52.585	+0.543
18	90	33.693	3	40	48.427	8	9	25.626	1	1	Jon Milicevic	1:39.145	5	1:39.075	+0.070
19	40	33.698	11	9	49.534	1	40	25.927	10	46	Steve Smith	1:40.851	8	1:40.597	+0.254
20	141	34.698	10	90	50.249	2	90	25.931	5	62	Geoffrey Ohion	1:44.086	9	1:43.766	+0.320
21	9	37.684	1	141	50.692	7	141	27.195	7	9	Andrew Tart	1:59.393	1	1:52.844	+6.549



Session Start: 11:16:30 - Finish: 11:36:41

Weather/Track Conditions: Sunny / Dry

Circuit: Brands Hatch Grand Prix Circuit

Track Length: 3.916 Km - 2.4330 miles

Printed: 01-07-2018 - 11:41

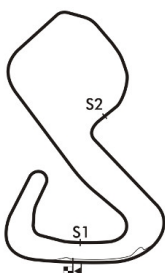


Legends of Brands Hatch Superprix - 30 Jun - 1 Jul 2018

HSCC Historic Formula 3 including The Nations Cup

Race 9 - Best Sector Speeds

	NO	SECTOR 1	MPH	NO	SECTOR 2	MPH	NO	SECTOR 3	MPH
1	25	Andrew Hbberd	98.7	1	Jon Milicevic	94.0	1	Jon Milicevic	116.1
2	1	Jon Milicevic	98.2	77	Francois Derossi	93.2	25	Andrew Hbberd	116.1
3	41	Enrico Spaggiari	96.9	25	Andrew Hbberd	92.0	46	Steve Smith	116.1
4	46	Steve Smith	96.5	69	Gregan Thruston	91.6	24	Jon Waggitt	114.7
5	63	Christoph Widmer	96.2	63	Christoph Widmer	90.6	30	Clas Muller	114.5
6	88	Michael Scott	95.5	44	Peter Hamilton	88.4	88	Michael Scott	113.7
7	69	Gregan Thruston	94.8	62	Geoffrey Onion	86.8	8	Martyn Halliday	113.3
8	20	Thierry Gallo	94.7	20	Thierry Gallo	86.3	20	Thierry Gallo	113.3
9	77	Francois Derossi	94.2	88	Michael Scott	85.9	41	Enrico Spaggiari	112.6
10	24	Jon Waggitt	93.5	41	Enrico Spaggiari	85.6	63	Christoph Widmer	112.6
11	44	Peter Hamilton	93.1	24	Jon Waggitt	83.9	77	Francois Derossi	112.2
12	16	Mark Linstone	92.9	89	Maurice Slotine	83.7	9	Andrew Tart	111.7
13	62	Geoffrey Onion	92.9	16	Mark Linstone	82.9	16	Mark Linstone	111.7
14	2	Barry Sew ell	92.7	90	Angelo Delea	82.0	2	Barry Sew ell	111.3
15	8	Martyn Halliday	92.5	30	Clas Muller	81.8	44	Peter Hamilton	111.1
16	40	Philippe Bonny	92.2	8	Martyn Halliday	81.1	69	Gregan Thruston	110.4
17	30	Clas Muller	92.1	2	Barry Sew ell	80.9	62	Geoffrey Onion	110.2
18	89	Maurice Slotine	91.2	46	Steve Smith	80.9	89	Maurice Slotine	110.0
19	90	Angelo Delea	88.1	40	Philippe Bonny	79.5	40	Philippe Bonny	107.6
20	9	Andrew Tart	87.1	9	Andrew Tart	77.5	90	Angelo Delea	104.5
21	141	Werner Pircher	85.0	141	Werner Pircher	75.8	141	Werner Pircher	102.0



Session Start: 11:16:30 - Finish: 11:36:41

Weather/Track Conditions: Sunny / Dry

Circuit: Brands Hatch Grand Prix Circuit

Track Length: 3.916 Km - 2.4330 miles

Printed: 01-07-2018 - 11:42

Legends of Brands Hatch Superprix - 30 Jun - 1 Jul 2018

HSCC Historic Formula 3 including The Nations Cup

Race 9 - Lap Chart

Lap 1			Lap 2			Lap 3			Lap 4			Lap 5			Lap 6		
NO	Behind	Laptime	NO	Behind	Laptime	NO	Behind	Laptime	NO	Behind	Laptime	NO	Behind	Laptime	NO	Behind	Laptime
25		1:46.466	1		1:40.336	1		1:39.416	1		1:40.327	1		1:39.145	25		1:39.853
1	0.106	1:46.572	25	0.085	1:40.527	25	0.046	1:39.377	25	0.339	1:40.620	25	0.247	1:39.053	88	13.228	1:41.884
88	1.571	1:48.037	88	3.447	1:42.318	88	6.680	1:42.649	88	8.261	1:41.908	88	11.444	1:42.328	46	13.752	1:42.091
46	2.753	1:49.219	46	4.705	1:42.394	46	7.467	1:42.178	46	9.089	1:41.949	46	11.761	1:41.817	77	21.625	1:41.465
20	5.518	1:51.984	20	8.865	1:43.789	20	13.308	1:43.859	20	16.845	1:43.864	77	20.260	1:42.537	63	22.726	1:41.790
41	5.903	1:52.369	41	9.661	1:44.200	41	13.685	1:43.440	77	16.868	1:43.374	20	20.654	1:42.954	20	23.098	1:42.544
63	5.979	1:52.445	77	10.836	1:44.783	77	13.821	1:42.401	41	17.034	1:43.676	63	21.036	1:42.823	41	24.265	1:42.843
77	6.495	1:52.961	63	11.094	1:45.557	63	15.004	1:43.326	63	17.358	1:42.681	41	21.522	1:43.633	69	25.539	1:42.983
69	7.697	1:54.163	69	11.384	1:44.129	69	16.101	1:44.133	69	19.611	1:43.837	69	22.656	1:42.190	16	42.321	1:45.432
30	9.106	1:55.572	16	17.477	1:48.667	24	24.588	1:46.266	24	29.651	1:45.390	24	36.184	1:45.678	24	42.373	1:46.289
16	9.252	1:55.718	24	17.738	1:48.888	16	25.461	1:47.400	16	30.380	1:45.246	16	36.989	1:45.754	30	46.548	1:46.412
24	9.292	1:55.758	30	17.973	1:49.309	30	26.610	1:48.053	30	33.060	1:46.777	30	40.236	1:46.321	62	46.907	1:46.541
2	11.555	1:58.021	2	18.394	1:47.281	2	27.509	1:48.531	2	33.737	1:46.555	62	40.466	1:45.617	2	47.444	1:46.390
62	12.073	1:58.539	62	19.194	1:47.563	62	27.675	1:47.897	62	33.994	1:46.646	2	41.154	1:46.562	44	50.888	1:46.769
9	12.927	1:59.393	44	25.160	1:52.118	44	31.873	1:46.129	44	37.272	1:45.726	44	44.219	1:46.092	89	55.027	1:45.872
89	13.344	1:59.810	89	27.097	1:54.195	89	34.945	1:47.264	89	41.908	1:47.290	89	49.255	1:46.492	8	1:04.435	1:47.407
44	13.484	1:59.950	90	30.187	1:52.267	90	41.255	1:50.484	8	49.994	1:48.842	8	57.128	1:46.279	40	1:14.274	1:49.572
8	14.609	2:01.075	40	31.468	1:51.641	8	41.479	1:49.011	40	53.356	1:50.942	40	1:04.802	1:50.591	90	1:24.734	1:52.470
90	18.362	2:04.828	8	31.884	1:57.717	40	42.741	1:50.689	90	59.482	1:58.554	90	1:12.364	1:52.027	141	1:38.403	1:55.712
141	20.127	2:06.593	141	35.970	1:56.285	141	52.018	1:55.464	141	1:07.083	1:55.392	141	1:22.791	1:54.853			
40	20.269	2:06.735															

Session Start: 11:16:30 - Finish: 11:36:41

Weather/Track Conditions: Sunny / Dry

Circuit: Brands Hatch Grand Prix Circuit

Track Length: 3.916 Km - 2.4330 miles

Printed: 01-07-2018 - 11:43

Legends of Brands Hatch Superprix - 30 Jun - 1 Jul 2018

HSCC Historic Formula 3 including The Nations Cup

Race 9 - Lap Chart

Lap 7			Lap 8			Lap 9			Lap 10			Lap 11			Lap 12		
NO	Behind	Laptime	NO	Behind	Laptime	NO	Behind	Laptime	NO	Behind	Laptime	NO	Behind	Laptime	NO	Behind	Laptime
25		1:39.775	25		1:39.527	25		1:40.590	25		1:40.617	25		1:40.657	25		1:44.969
88	14.983	1:41.530	141	1 LAP	1:53.160	90	1 LAP	1:52.769	40	1 LAP	1:49.704	40	1 LAP	1:49.314	8	1 LAP	1:51.428
46	15.391	1:41.414	88	16.395	1:40.939	88	17.790	1:41.985	88	19.136	1:41.963	88	19.919	1:41.440	40	1 LAP	1:50.135
77	22.841	1:40.991	46	16.715	1:40.851	46	17.978	1:41.853	46	19.902	1:42.541	63	28.348	1:41.774	88	18.563	1:43.613
63	24.159	1:41.208	77	25.118	1:41.804	141	1 LAP	1:54.426	90	1 LAP	1:54.146	77	29.317	1:42.107	63	25.370	1:41.991
20	25.015	1:41.692	63	25.747	1:41.115	63	26.447	1:41.290	63	27.231	1:41.401	20	31.209	1:42.913	20	28.401	1:42.161
41	26.643	1:42.153	20	27.046	1:41.558	77	27.605	1:43.077	77	27.867	1:40.879	41	34.545	1:42.972	41	31.683	1:42.107
69	28.199	1:42.435	41	28.527	1:41.411	20	27.889	1:41.433	20	28.953	1:41.681	90	1 LAP	1:52.667	77	37.549	1:53.201
16	48.601	1:46.055	69	31.468	1:42.796	41	29.015	1:41.078	41	32.230	1:43.832	69	39.197	1:43.428	69	38.017	1:43.789
24	48.708	1:46.110	24	54.101	1:44.920	69	33.399	1:42.521	69	36.426	1:43.644	141	1 LAP	1:53.128	90	1 LAP	1:51.548
62	51.771	1:44.639	16	54.930	1:45.856	24	58.844	1:45.333	141	1 LAP	1:54.707	24	1:09.971	1:45.547	141	1 LAP	1:54.930
30	52.665	1:45.892	62	56.343	1:44.099	16	59.309	1:44.969	62	1:03.945	1:44.723	16	1:10.964	1:47.070	24	1:09.680	1:44.678
2	53.401	1:45.732	30	58.156	1:45.018	62	59.839	1:44.086	16	1:04.551	1:45.859	30	1:11.155	1:46.227	30	1:10.198	1:44.012
44	56.668	1:45.555	2	58.903	1:45.029	30	1:02.106	1:44.540	24	1:05.081	1:46.854	44	1:12.095	1:44.686	16	1:11.574	1:45.579
89	1:00.724	1:45.472	44	1:01.684	1:44.543	2	1:03.154	1:44.841	30	1:05.585	1:44.096	2	1:13.217	1:47.036	44	1:11.913	1:44.787
8	1:13.254	1:48.594	89	1:06.991	1:45.794	44	1:05.479	1:44.385	2	1:06.838	1:44.301	89	1:26.269	1:49.147	2	1:12.950	1:44.702
40	1:24.035	1:49.536	8	1:21.649	1:47.922	89	1:12.451	1:46.050	44	1:08.066	1:43.204				89	1:27.957	1:46.657
90	1:37.108	1:52.149	40	1:33.375	1:48.867	8	1:29.719	1:48.660	89	1:17.779	1:45.945						
									8	1:37.880	1:48.778						

Session Start: 11:16:30 - Finish: 11:36:41

Weather/Track Conditions: Sunny / Dry

Circuit: Brands Hatch Grand Prix Circuit

Track Length: 3.916 Km - 2.4330 miles

Printed: 01-07-2018 - 11:43