



# Historic Sports Car Club

## Croft Nostalgia Festival

**Saturday 4<sup>th</sup> – Sunday 5<sup>th</sup> August 2018**

Results Booklet



Timing & Results by MST SYSTEMS Ltd.  
[www.mstworld.com](http://www.mstworld.com)

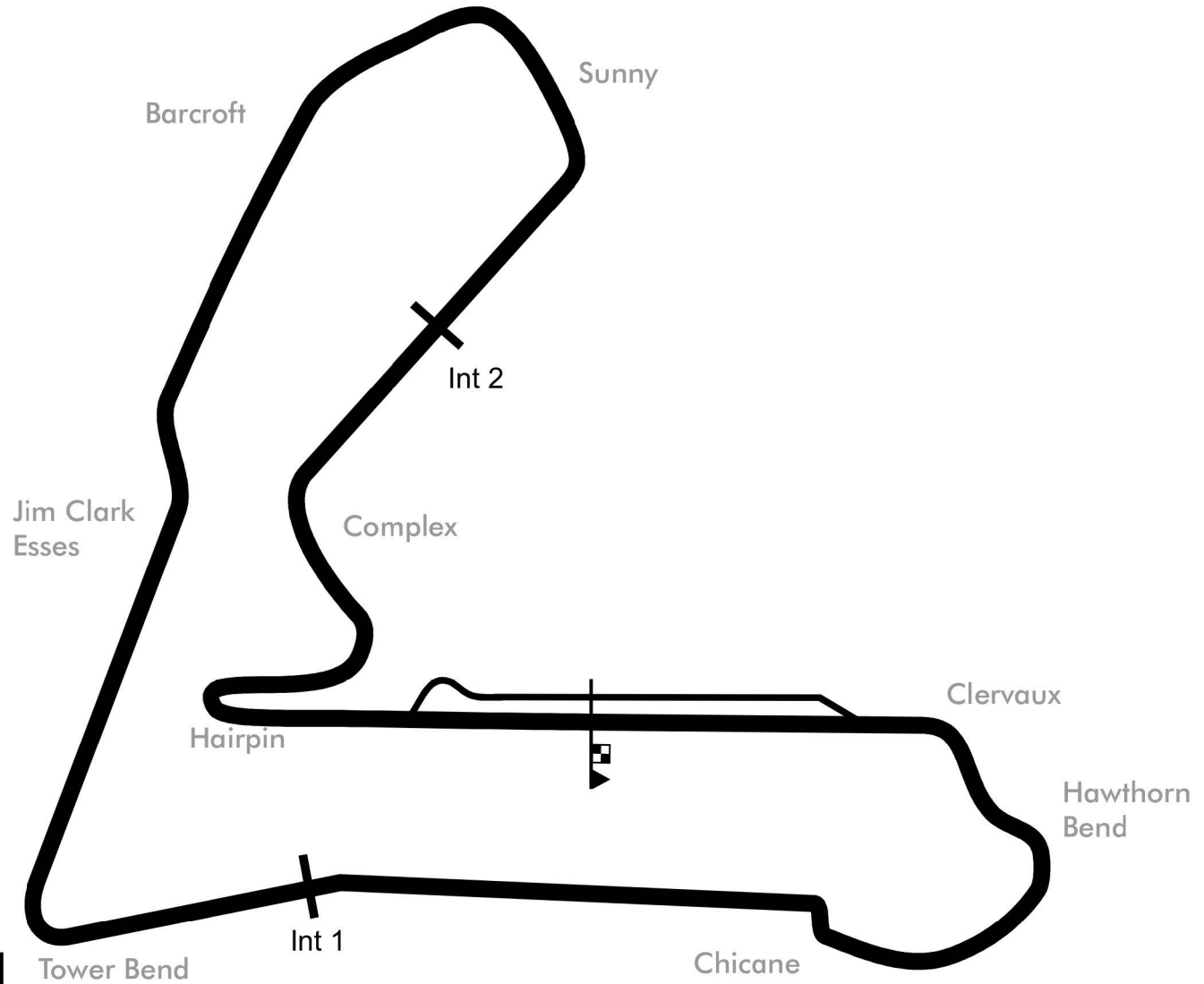
© MST SYSTEMS Ltd. 2018

The Haysfield, Spring Lane North, Malvern, Worcestershire WR14 1GF  
tel: +44 (0)1684 560614 email: [motorsport@mstworld.com](mailto:motorsport@mstworld.com)

# Croft Circuit

West Lane, Dalton On Tees, North Yorkshire, DL2 2PL

[www.croftcircuit.co.uk](http://www.croftcircuit.co.uk)



Circuit Length:	2.100 M / 3.380 km
Pit Lane:	269.5m, 17s @ 60km/h
Intermediate 1:	1.110 km
Intermediate 2:	2.602 km
Start line offset:	0 m

## Croft 'Nostalgia Festival' Historic Race Meeting - 4 - 5 Aug 2018

### HSCC/FJHRA Silverline Historic Formula Junior including HSCC Historic Formula 3 Qualifying for Race 2 - Classification

Sheet No:

POS	NO	DRIVER/S	CLASS		CAR MAKE / MODEL	TIME	ON	LAPS	GAP	DIFF	MPH
			CLASS	POS							
1	11	Jon Milicevic	HFB	1	Brabham BT21B	1:32.146	9	9			82.05
2	22	Simon Armer	HFB	2	March 703	1:34.647	8	9	2.501	2.501	79.88
3	26	Steve Seaman	HFB	3	Brabham BT21	1:34.682	5	7	2.536	0.035	79.86
4	1	Peter de la Roche	D2	1	Lola Mk3	1:34.898	4	7	2.752	0.216	79.67
5	65	Peter Thompson	HFB	4	Brabham BT21	1:35.006	4	8	2.860	0.108	79.58
6	96	Keith Messer	HFB	5	Vesey Ford	1:35.565	2	6	3.419	0.559	79.12
7	169	Stuart Roach	E1	1	Alexis Mk4	1:36.693	8	8	4.547	1.128	78.19
8	2	Barry Sewell	HFB	6	Lotus 41	1:36.837	9	9	4.691	0.144	78.08
9	70	John Fyda	E1	2	Brabham BT6	1:37.663	7	7	5.517	0.826	77.42
10	69	Gregan Thruston	HFB	7	Brabham BT21B	1:37.760	5	5	5.614	0.097	77.34
11	16	Mark Linstone	HFB	8	Brabham BT21	1:38.031	3	5	5.885	0.271	77.13
12	122	Adrian Russell	E1	3	Lotus 22	1:38.522	3	7	6.376	0.491	76.74
13	63	Laine Martin	D2	2	Lotus 20	1:38.717	6	8	6.571	0.195	76.59
14	9	Andrew Tart	HFB	9	Merlyn Mk9	1:38.960	1	8	6.814	0.243	76.40
15	83	Jonathan Fyda	D2	3	U2 Mk3	1:39.085	4	8	6.939	0.125	76.31
16	48	Jim Blockley	D2	4	Caravelle Mk2	1:39.339	3	6	7.193	0.254	76.11
17	29	William Grimshaw	B2	1	Moorland Mk1	1:43.404	4	7	11.258	4.065	73.12
18	40	Chris Wilks	C2	1	Deep Sanderson DS104	1:45.236	6	7	13.090	1.832	71.85
19	88	Lance Whitehead	D2	5	Lotus 20	1:45.835	3	6	13.689	0.599	71.44
20	62	Peter Hawkey	D2	6	Lotus 20	1:47.556	7	7	15.410	1.721	70.30
21	41	John Hutchison	C2	2	Lotus 18	1:48.494	4	6	16.348	0.938	69.69
22	13	John Arnold	B2	2	Elva 100	1:48.582	5	7	16.436	0.088	69.63
23	38	Gil Duffy	C2	3	Kieft FJ	1:48.978	3	7	16.832	0.396	69.38
24	25	Bernard Brock	B1	1	Elva 100						

Session Start: 09:52:16 - Finish: 10:07:17

Weather/Track Conditions: Cloud/Dry

Circuit: Croft

Track Length: 3.380 Km - 2.1002 miles

These results are provisional until the conclusion of any judicial and technical matters.

Clerk of the Course:  <div style="text-align: right;">Julian Floyd</div>	Timekeeper:  <div style="text-align: right;">Nick Palmer</div>	Issued at:
--	--	------------

# Croft 'Nostalgia Festival' Historic Race Meeting - 4 - 5 Aug 2018

## HSCC/FJHRA Silverline Historic Formula Junior including HSCC Historic Formula 3 Qualifying for Race 2 - Sector Analysis

1 Peter de la Roche (D2)								Lola Mk3							
lap	Sect-1	Speed	Sect-2	Speed	Sect-3	Speed	Laptime Pit	lap	Sect-1	Speed	Sect-2	Speed	Sect-3	Speed	Laptime Pit
1							3:16.440	5							1:37.876
2							1:35.376	6							1:36.280
3							1:37.146	7							1:36.023
4							1:34.898	8							

2 Barry Sewell (HFB)								Lotus 41							
lap	Sect-1	Speed	Sect-2	Speed	Sect-3	Speed	Laptime Pit	lap	Sect-1	Speed	Sect-2	Speed	Sect-3	Speed	Laptime Pit
1	31.000	102.8	40.389	94.3	27.043	91.7	1:38.432	6	29.977	103.9	41.246	94.4	27.243	92.6	1:38.466
2	30.632	103.9	40.741	94.3	26.439	93.1	1:37.812	7	31.446	102.5	40.794	94.1	26.263	93.6	1:38.503
3	30.613	102.9	39.899	95.2	26.539	91.9	1:37.051	8	30.085	104.2	39.847	94.5	27.493	94.3	1:37.425
4	30.243	103.7	40.072	94.9	26.902	93.2	1:37.217	9	30.058	103.7	39.992	95.3	26.787	93.3	1:36.837
5	30.251	103.9	40.022	94.0	26.724	93.9	1:36.997	10							

9 Andrew Tart (HFB)								Merlyn Mk9							
lap	Sect-1	Speed	Sect-2	Speed	Sect-3	Speed	Laptime Pit	lap	Sect-1	Speed	Sect-2	Speed	Sect-3	Speed	Laptime Pit
1	31.962	105.0	42.018	94.1	24.980		1:38.960	5	30.773	105.7	41.158	92.1	27.613	93.2	1:39.544
2	34.669	104.4	41.238	93.1	28.085	92.6	1:43.992	6	30.841	104.0	40.937	92.3	30.682	92.7	1:42.460
3	32.279	103.2	43.596	91.3	27.744	92.6	1:43.619	7	31.164	105.5	42.720	91.1	27.808	92.3	1:41.692
4	31.505	105.0	41.663	92.4	27.642	92.4	1:40.810	8	31.122	104.4	42.636	89.0	28.066	94.3	1:41.824

11 Jon Milicevic (HFB)								Brabham BT21B							
lap	Sect-1	Speed	Sect-2	Speed	Sect-3	Speed	Laptime Pit	lap	Sect-1	Speed	Sect-2	Speed	Sect-3	Speed	Laptime Pit
1	29.062	111.1	39.379	98.5	27.317	97.4	1:35.758	6	29.033	113.6	39.502	97.0	27.162	95.7	1:35.697
2	30.090	108.1	39.679	97.0	25.742	95.7	1:35.511	7	30.011	111.7	38.324	97.1	26.102	96.4	1:34.437
3	29.613	109.3	38.068	97.1	26.237	95.5	1:33.918	8	29.077	110.2	37.628	98.4	25.880	96.4	1:32.585
4	28.845	110.2	39.400	95.5	26.024	95.7	1:34.269	9	28.702	110.4	37.730	96.6	25.714	95.3	1:32.146
5	30.038	110.2	37.813	97.4	25.679	96.0	1:33.530	10							

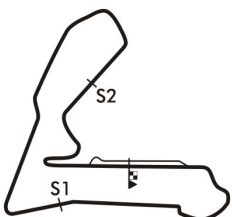
13 John Arnold (B2)								Elva 100							
lap	Sect-1	Speed	Sect-2	Speed	Sect-3	Speed	Laptime Pit	lap	Sect-1	Speed	Sect-2	Speed	Sect-3	Speed	Laptime Pit
1	34.454	91.3	45.620	83.3	29.802	82.1	1:49.876	5	34.100	91.4	45.010	82.7	29.472	84.7	1:48.582
2	34.153	91.1	45.268	83.8	29.831	66.5	1:49.252	6	40.206	57.6	49.675	83.4	29.955	82.8	1:59.836
3	40.971	59.3	59.912	68.8	30.830	84.4	2:11.713	7	33.647	91.9	44.905	83.7	30.091	83.4	1:48.643
4	34.213	92.7	45.949	81.0	30.784	85.1	1:50.946	8							

16 Mark Linstone (HFB)								Brabham BT21							
lap	Sect-1	Speed	Sect-2	Speed	Sect-3	Speed	Laptime Pit	lap	Sect-1	Speed	Sect-2	Speed	Sect-3	Speed	Laptime Pit
1							1:40.113	4							3:15.247
2							1:38.765	5							1:39.808
3							1:38.031	6							

22 Simon Armer (HFB)								March 703							
lap	Sect-1	Speed	Sect-2	Speed	Sect-3	Speed	Laptime Pit	lap	Sect-1	Speed	Sect-2	Speed	Sect-3	Speed	Laptime Pit
1	30.367	99.9	39.639	93.9	27.244	87.7	1:37.250	6	29.677	102.1	42.019	78.9	27.651	89.2	1:39.347
2	30.695	98.3	39.338	92.8	27.160	88.1	1:37.193	7	29.491	100.6	38.898	92.7	27.380	89.2	1:35.769
3	30.113	99.7	39.173	93.7	27.645	88.9	1:36.931	8	29.326	100.9	38.602	95.2	26.719	73.3	1:34.647
4	30.741	98.3	40.383	88.4	26.971	89.5	1:38.095	9	29.509	101.5	38.628	94.7	26.697	89.1	1:34.834
5	30.311	99.6	38.864	94.7	26.863	88.4	1:36.038	10							

25 Bernard Brock (B1)								Elva 100							
lap	Sect-1	Speed	Sect-2	Speed	Sect-3	Speed	Laptime Pit	lap	Sect-1	Speed	Sect-2	Speed	Sect-3	Speed	Laptime Pit

26 Steve Seaman (HFB)								Brabham BT21							
lap	Sect-1	Speed	Sect-2	Speed	Sect-3	Speed	Laptime Pit	lap	Sect-1	Speed	Sect-2	Speed	Sect-3	Speed	Laptime Pit
1	30.992	106.4	41.500	92.4	26.603	97.8	1:39.095	5	29.491	108.4	38.772	98.1	26.419	99.3	1:34.682
2	29.960	109.1	40.242	98.5	26.595	97.7	1:36.797	6	30.530	106.7	42.642	91.9	29.074	97.0	1:42.246
3	29.452	107.5	38.985	97.1	26.661	98.3	1:35.098	7	29.383	109.1	42.787	93.1	27.094	96.8	1:39.264
4	30.341	109.8	41.121	95.5	28.590	97.5	1:40.052	8							



Session Start: 09:52:16 - Finish: 10:07:17

Weather/Track Conditions: Cloud/Dry

Circuit: Croft

Track Length: 3.380 Km - 2.1002 miles

Printed: 04-08-2018 - 10:29

# Croft 'Nostalgia Festival' Historic Race Meeting - 4 - 5 Aug 2018

## HSCC/FJHRA Silverline Historic Formula Junior including HSCC Historic Formula 3 Qualifying for Race 2 - Sector Analysis

29 William Grimshaw (B2)								Moorland Mk1							
lap	Sect-1	Speed	Sect-2	Speed	Sect-3	Speed	Laptime Pit	lap	Sect-1	Speed	Sect-2	Speed	Sect-3	Speed	Laptime Pit
1	34.754	89.7	44.070	81.2	30.143	75.7	1:48.967	5	35.903	84.1	47.310	71.5	31.822	85.7	1:55.035
2	35.480	89.0	43.202	83.9	32.359	60.1	1:51.041	6	31.691	101.8	43.782	77.2	33.841	86.0	1:49.314
3	36.260	79.3	44.195	84.2	30.396	80.6	1:50.851	7	31.402	100.6	46.372	69.3	31.071	85.8	1:48.845
4	32.234	100.2	41.993	89.5	29.177	87.7	1:43.404	8							

38 Gil Duffy (C2)								Kieft FJ							
lap	Sect-1	Speed	Sect-2	Speed	Sect-3	Speed	Laptime Pit	lap	Sect-1	Speed	Sect-2	Speed	Sect-3	Speed	Laptime Pit
1	34.025	95.7	46.439	85.3	31.121	92.8	1:51.585	5	33.578	97.0	45.471	89.2	30.581	89.0	1:49.630
2	34.088	98.3	45.397	88.0	30.467	90.1	1:49.952	6	34.094	98.1	45.110	84.3	31.158	90.6	1:50.362
3	34.227	98.8	44.857	86.9	29.894	91.3	1:48.978	7	34.008	98.4	45.963	88.1	30.425	84.2	1:50.396
4	33.517	98.0	45.495	87.7	31.332	88.9	1:50.344	8							

40 Chris Wilks (C2)								Deep Sanderson DS104							
lap	Sect-1	Speed	Sect-2	Speed	Sect-3	Speed	Laptime Pit	lap	Sect-1	Speed	Sect-2	Speed	Sect-3	Speed	Laptime Pit
1	33.958	94.0	44.301	81.0	30.240	87.0	1:48.499	5	32.211	100.8	44.705	86.8	30.684	87.8	1:47.600
2	33.866	94.1	44.358	86.4	29.597	87.0	1:47.821	6	32.161	101.4	43.764	86.3	29.311	87.6	1:45.236
3	33.796	94.8	43.835	86.0	29.550	86.3	1:47.181	7	34.017	97.1	45.172	81.8	30.038	88.5	1:49.227
4	33.533	95.7	43.660	86.8	29.531	88.2	1:46.724	8							

41 John Hutchison (C2)								Lotus 18							
lap	Sect-1	Speed	Sect-2	Speed	Sect-3	Speed	Laptime Pit	lap	Sect-1	Speed	Sect-2	Speed	Sect-3	Speed	Laptime Pit
1	36.061	97.7	46.123	86.6	29.792	87.7	1:51.976	4	33.896	100.0	45.055	87.3	29.543	88.1	1:48.494
2	34.458	100.6	47.219	84.5	30.880	88.0	1:52.557	5	2:28.534	92.9	46.953	86.3	29.796	95.7	3:45.283
3	35.282	99.9	45.732	87.7	29.711	88.7	1:50.725	6	34.908	96.8	45.201	88.8	29.465	89.0	1:49.574

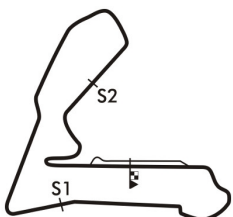
48 Jim Blockley (D2)								Caravelle Mk2							
lap	Sect-1	Speed	Sect-2	Speed	Sect-3	Speed	Laptime Pit	lap	Sect-1	Speed	Sect-2	Speed	Sect-3	Speed	Laptime Pit
1	2:13.940	109.7	41.108	93.7	25.914	0.7	3:20.962	4	30.802	106.9	41.396	94.5	28.246	79.0	1:40.444
2	32.035	107.4	41.554	93.3	27.542	90.4	1:41.131	5	30.509	107.0	40.967	94.7	28.219	92.6	1:39.695
3	30.823	107.4	40.971	94.5	27.545	95.7	1:39.339	6	30.815	106.5	41.476	95.7	28.182	82.6	1:40.473

62 Peter Hawkey (D2)								Lotus 20							
lap	Sect-1	Speed	Sect-2	Speed	Sect-3	Speed	Laptime Pit	lap	Sect-1	Speed	Sect-2	Speed	Sect-3	Speed	Laptime Pit
1	34.007	103.9	49.211	85.2	30.406	88.8	1:53.624	5	32.957	102.1	51.164	82.5	29.763	88.2	1:53.884
2	33.912	100.6	46.271	87.6	29.799	88.4	1:49.982	6	35.436	91.2	49.979	85.8	30.120	85.9	1:55.535
3	34.565	97.4	44.793	86.6	29.698	90.7	1:49.056	7	33.425	98.7	44.327	84.5	29.804	77.4	1:47.556
4	33.882	98.0	45.309	91.2	29.923	88.9	1:49.114	8							

63 Laine Martin (D2)								Lotus 20							
lap	Sect-1	Speed	Sect-2	Speed	Sect-3	Speed	Laptime Pit	lap	Sect-1	Speed	Sect-2	Speed	Sect-3	Speed	Laptime Pit
1	32.461	108.6	42.443	94.4	28.253	96.7	1:43.157	5	30.496	110.6	42.127	94.1	27.052	99.0	1:39.675
2	31.916	107.7	41.854	95.7	27.591	96.7	1:41.361	6	30.840	107.0	40.794	94.4	27.083	97.5	1:38.717
3	31.556	108.1	41.567	94.9	27.715	96.8	1:40.838	7	30.246	110.6	41.087	95.2	27.392	99.4	1:38.725
4	31.207	108.2	41.014	94.7	27.087	98.5	1:39.308	8	30.120	111.8	41.078	95.6	27.914	99.1	1:39.112

65 Peter Thompson (HFB)								Brabham BT21							
lap	Sect-1	Speed	Sect-2	Speed	Sect-3	Speed	Laptime Pit	lap	Sect-1	Speed	Sect-2	Speed	Sect-3	Speed	Laptime Pit
1	30.584	105.2	39.556	94.0	27.092	90.7	1:37.232	5	29.702	106.2	38.676	94.1	27.284	92.4	1:35.662
2	30.151	103.9				83.3	1:37.977	6	31.011	99.1				90.0	1:37.976
3	32.282	103.4				89.6	1:39.579	7	30.570	106.0	40.546	93.2	27.922	91.6	1:39.038
4	29.506	105.7	39.075	94.9	26.425	91.2	1:35.006	8	29.150	108.1	39.958	94.5	27.321	89.0	1:36.429

69 Gregan Thruston (HFB)								Brabham BT21B							
lap	Sect-1	Speed	Sect-2	Speed	Sect-3	Speed	Laptime Pit	lap	Sect-1	Speed	Sect-2	Speed	Sect-3	Speed	Laptime Pit
1	31.281	92.7	41.162	94.4	26.743	92.6	1:39.186	4	31.489	102.1	40.523	94.0	27.604	87.7	1:39.616
2	30.878	103.9	40.627	93.6	27.505	88.4	1:39.010	5	30.369	103.7	39.838	95.3	27.553	83.0	1:37.760
3	30.905	103.7	40.891	93.3	27.547	87.4	1:39.343	6							



Session Start: 09:52:16 - Finish: 10:07:17

Weather/Track Conditions: Cloud/Dry

Circuit: Croft

Track Length: 3.380 Km - 2.1002 miles

Printed: 04-08-2018 - 10:29

# Croft 'Nostalgia Festival' Historic Race Meeting - 4 - 5 Aug 2018

## HSCC/FJHRA Silverline Historic Formula Junior including HSCC Historic Formula 3 Qualifying for Race 2 - Sector Analysis

70 John Fyda (E1)								Brabham BT6							
Lap	Sect-1	Speed	Sect-2	Speed	Sect-3	Speed	Laptime Pit	Lap	Sect-1	Speed	Sect-2	Speed	Sect-3	Speed	Laptime Pit
1	31.780	107.0	41.645	97.0	27.310	100.9	1:40.735	5	2:09.216	108.2	40.510	96.8	27.068	101.2	3:16.794
2	31.095	110.9	39.997	96.1	27.233	97.5	1:38.325	6	30.093	111.7	41.566	95.1	27.382	100.0	1:39.041
3	30.591	111.8	41.001	94.0	27.768	104.4	1:39.360	7	29.929	111.8	40.366	98.1	27.368	100.3	1:37.663
4	30.755	104.9	41.037	94.0	27.165	101.1	1:38.957	8							

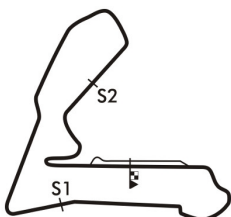
83 Jonathan Fyda (D2)								U2 Mk3							
Lap	Sect-1	Speed	Sect-2	Speed	Sect-3	Speed	Laptime Pit	Lap	Sect-1	Speed	Sect-2	Speed	Sect-3	Speed	Laptime Pit
1	31.354	106.2	41.689	93.3	28.481	95.7	1:41.524	5	30.602	108.6	40.748	93.9	28.119	94.0	1:39.469
2	30.596	107.5	40.795	93.5	28.170	94.8	1:39.561	6	30.968	107.5	40.787	93.1	27.909	93.9	1:39.664
3	31.077	107.4	40.854	89.4	28.506	92.9	1:40.437	7	30.567	108.4	40.592	93.9	28.109	94.3	1:39.268
4	30.451	108.2	40.877	92.8	27.757	94.3	1:39.085	8	30.752	107.0	40.899	94.5	27.883	95.3	1:39.534

88 Lance Whitehead (D2)								Lotus 20							
Lap	Sect-1	Speed	Sect-2	Speed	Sect-3	Speed	Laptime Pit	Lap	Sect-1	Speed	Sect-2	Speed	Sect-3	Speed	Laptime Pit
1	2:20.488	100.5	45.264	89.1	29.272	92.2	3:35.024	4	2:17.773	103.6	43.626	88.7	29.312	91.3	3:30.711
2	35.530	100.0	44.812	87.4	29.319	91.7	1:49.661	5	32.099	104.4	44.073	87.2	29.993	92.1	1:46.165
3	32.703	103.1	44.019	89.0	29.113	91.8	1:45.835	6	31.804	104.0	44.222	82.1	31.226	79.7	1:47.252

96 Keith Messer (HFB)								Vesey Ford							
Lap	Sect-1	Speed	Sect-2	Speed	Sect-3	Speed	Laptime Pit	Lap	Sect-1	Speed	Sect-2	Speed	Sect-3	Speed	Laptime Pit
1	30.182	103.4	42.180	94.9	26.651	93.2	1:39.013	4	29.939	105.5	40.674	93.2	27.137	92.6	1:37.750
2	29.533	105.4	39.485	94.1	26.547	93.3	1:35.565	5	2:08.339	102.5	39.284	94.4	31.061	88.2	3:18.684
3	34.007	77.9	42.727	92.8	27.273	92.9	1:44.007	6	32.181	102.0	41.447	94.0	27.875	37.2	1:41.503

122 Adrian Russell (E1)								Lotus 22							
Lap	Sect-1	Speed	Sect-2	Speed	Sect-3	Speed	Laptime Pit	Lap	Sect-1	Speed	Sect-2	Speed	Sect-3	Speed	Laptime Pit
1	30.126	109.1	41.289	97.3	27.905	96.8	1:39.320	5	30.385	108.9	40.354	96.0	28.144	97.5	1:38.883
2	29.849	110.4	40.657	96.4	29.054	97.0	1:39.560	6	29.694	110.4	42.102	95.5	30.018	95.3	1:41.814
3	29.844	109.3	40.592	95.2	28.086	96.6	1:38.522	7	30.694	108.2	40.418	96.1	31.672	81.5	1:42.784
4	29.975	110.6	41.526	95.5	28.943	93.3	1:40.444	8							

169 Stuart Roach (E1)								Alexis Mk4							
Lap	Sect-1	Speed	Sect-2	Speed	Sect-3	Speed	Laptime Pit	Lap	Sect-1	Speed	Sect-2	Speed	Sect-3	Speed	Laptime Pit
1	31.397	108.1	42.209	94.4	27.437	97.7	1:41.043	5	29.715	108.4	42.843	93.6	27.258	94.9	1:39.816
2	31.877	103.1	41.428	94.8	27.636	95.6	1:40.941	6	29.728	108.6	39.310	96.3	28.528	94.1	1:37.566
3	30.668	106.9	40.037	94.8	27.813	95.2	1:38.518	7	29.914	107.4	39.581	94.4	27.512	95.9	1:37.007
4	30.213	107.4	39.652	94.4	27.201	96.7	1:37.066	8	29.961	106.7	39.816	95.7	26.916	95.2	1:36.693



Session Start: 09:52:16 - Finish: 10:07:17

Weather/Track Conditions: Cloud/Dry

Circuit: Croft

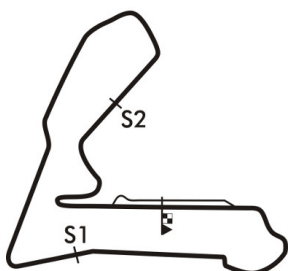
Track Length: 3.380 Km - 2.1002 miles

Printed: 04-08-2018 - 10:29

# Croft 'Nostalgia Festival' Historic Race Meeting - 4 - 5 Aug 2018

## HSCC/FJHRA Silverline Historic Formula Junior including HSCC Historic Formula 3 Qualifying for Race 2 - Best Sector Times

	SECTOR 1			SECTOR 2			SECTOR 3			IDEAL / BEST LAP COMPARISON					
	NO	TIME	LAP	NO	TIME	LAP	NO	TIME	LAP	NO	NAME	BEST	IN	IDEAL	DIFF
1	11	28.702	9	11	37.628	8	9	24.980	1	11	Jon Milicevic	1:32.146	9	1:32.009	+0.137
2	65	29.150	8	22	38.602	8	11	25.679	5	22	Simon Armer	1:34.647	8	1:34.625	+0.022
3	22	29.326	8	65	38.676	5	48	25.914	1	26	Steve Seaman	1:34.682	5	1:34.574	+0.108
4	26	29.383	7	26	38.772	5	2	26.263	7	1	Peter de la Roche	1:34.898	4		+
5	96	29.411	5	96	39.099	5	26	26.419	5	65	Peter Thompson	1:35.006	4	1:34.251	+0.755
6	122	29.694	6	169	39.310	6	65	26.425	4	96	Keith Messer	1:35.565	2	1:35.057	+0.508
7	169	29.715	5	69	39.838	5	96	26.547	2	169	Stuart Roach	1:36.693	8	1:35.941	+0.752
8	70	29.929	7	2	39.847	8	22	26.697	9	2	Barry Sewell	1:36.837	9	1:36.087	+0.750
9	2	29.977	6	70	39.997	2	69	26.743	1	70	John Fyda	1:37.663	7	1:36.994	+0.669
10	63	30.120	8	122	40.354	5	169	26.916	8	69	Gregan Thruston	1:37.760	5	1:36.950	+0.810
11	69	30.369	5	83	40.592	7	63	27.052	5	16	Mark Linstone	1:38.031	3		+
12	83	30.451	4	63	40.794	6	70	27.068	5	122	Adrian Russell	1:38.522	3	1:37.953	+0.569
13	48	30.509	5	9	40.937	6	83	27.757	4	63	Laine Martin	1:38.717	6	1:37.966	+0.751
14	9	30.773	5	48	40.967	5	122	27.905	1	9	Andrew Tart	1:38.960	1	1:36.690	+2.270
15	29	31.402	7	29	41.993	4	88	29.113	3	83	Jonathan Fyda	1:39.085	4	1:38.800	+0.285
16	88	31.804	6	88	43.626	4	29	29.177	4	48	Jim Blockley	1:39.339	3	1:37.390	+1.949
17	40	32.161	6	40	43.660	4	40	29.311	6	29	William Grimshaw	1:43.404	4	1:42.572	+0.832
18	62	32.957	5	62	44.327	7	41	29.465	6	40	Chris Wilks	1:45.236	6	1:45.132	+0.104
19	38	33.517	4	38	44.857	3	13	29.472	5	88	Lance Whitehead	1:45.835	3	1:44.543	+1.292
20	13	33.647	7	13	44.905	7	62	29.698	3	62	Peter Hawkey	1:47.556	7	1:46.982	+0.574
21	41	33.896	4	41	45.055	4	38	29.894	3	41	John Hutchison	1:48.494	4	1:48.416	+0.078
22	25			1			25			13	John Arnold	1:48.582	5	1:48.024	+0.558
23	1			16			1			38	Gil Duffy	1:48.978	3	1:48.268	+0.710
24	16			25			16			25	Bernard Brock				+
25	80			80			80								



Session Start: 09:52:16 - Finish: 10:07:17

Weather/Track Conditions: Cloud/Dry

Circuit: Croft

Track Length: 3.380 Km - 2.1002 miles

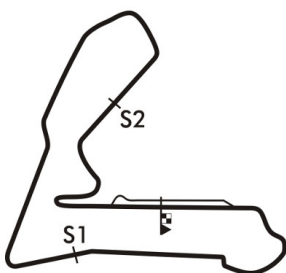
Printed: 04-08-2018 - 10:30



# Croft 'Nostalgia Festival' Historic Race Meeting - 4 - 5 Aug 2018

## HSCC/FJHRA Silverline Historic Formula Junior including HSCC Historic Formula 3 Qualifying for Race 2 - Best Sector Speeds

	NO	SECTOR 1	MPH	NO	SECTOR 2	MPH	NO	SECTOR 3	MPH
1	11	Jon Milicevic	113.6	11	Jon Milicevic	98.5	70	John Fyda	104.4
2	70	John Fyda	112.4	26	Steve Seaman	98.5	63	Laine Martin	99.4
3	63	Laine Martin	111.8	70	John Fyda	98.1	26	Steve Seaman	99.3
4	122	Adrian Russell	110.6	122	Adrian Russell	97.3	169	Stuart Roach	97.7
5	26	Steve Seaman	109.8	169	Stuart Roach	96.3	122	Adrian Russell	97.5
6	48	Jim Blockley	109.7	48	Jim Blockley	96.0	11	Jon Milicevic	97.4
7	83	Jonathan Fyda	108.6	96	Keith Messer	95.9	41	John Hutchison	95.7
8	169	Stuart Roach	108.6	63	Laine Martin	95.7	48	Jim Blockley	95.7
9	65	Peter Thompson	108.1	2	Barry Sew ell	95.3	83	Jonathan Fyda	95.7
10	96	Keith Messer	106.2	69	Gregan Thruston	95.3	2	Barry Sew ell	94.3
11	9	Andrew Tart	105.7	22	Simon Armer	95.2	9	Andrew Tart	94.3
12	69	Gregan Thruston	105.5	65	Peter Thompson	94.9	96	Keith Messer	93.3
13	88	Lance Whitehead	104.4	83	Jonathan Fyda	94.5	38	Gil Duffy	92.8
14	2	Barry Sew ell	104.2	9	Andrew Tart	94.1	69	Gregan Thruston	92.6
15	62	Peter Hawkey	103.9	62	Peter Hawkey	91.2	65	Peter Thompson	92.4
16	22	Simon Armer	102.1	29	William Grimshaw	89.5	88	Lance Whitehead	92.2
17	29	William Grimshaw	101.8	38	Gil Duffy	89.2	62	Peter Hawkey	90.7
18	40	Chris Wilks	101.4	88	Lance Whitehead	89.1	22	Simon Armer	89.5
19	41	John Hutchison	100.6	41	John Hutchison	88.8	40	Chris Wilks	88.5
20	38	Gil Duffy	98.8	40	Chris Wilks	86.8	29	William Grimshaw	87.7
21	13	John Arnold	92.7	13	John Arnold	83.8	13	John Arnold	85.1
22	25	Bernard Brock	53.1	25	Bernard Brock	50.0	25	Bernard Brock	51.1
23	1	Peter de la Roche	0.0	1	Peter de la Roche	0.0	1	Peter de la Roche	0.0
24	16	Mark Linstone	0.0	16	Mark Linstone	0.0	16	Mark Linstone	0.0
25	80	Nick Fennell	0.0	80	Nick Fennell	0.0	80	Nick Fennell	0.0



**Session Start: 09:52:16 - Finish: 10:07:17**

**Weather/Track Conditions: Cloud/Dry**

**Circuit: Croft**

**Track Length: 3.380 Km - 2.1002 miles**

**Printed: 04-08-2018 - 10:31**





# Croft 'Nostalgia Festival' Historic Race Meeting - 4 - 5 Aug 2018

## HSCC/FJHRA Silverline Historic Formula Junior including HSCC Historic Formula 3 Race 2 - Starting Grid

Sheet No:

*Start Time : 13:55 - Heat Duration : 20 Minutes*

12		23	<b>38</b>	Gil Duffy		24	<b>25</b>	Bernard Brock
11		21	<b>41</b>	John Hutchison		22	<b>13</b>	John Arnold
10		19	<b>88</b>	Lance Whitehead		20	<b>62</b>	Peter Hawkey
9		17	<b>29</b>	William Grimshaw		18	<b>40</b>	Chris Wilks
8		15	<b>83</b>	Jonathan Fyda		16	<b>48</b>	Jim Blockley
7		13	<b>63</b>	Laine Martin		14	<b>9</b>	Andrew Tart
6		11	<b>16</b>	Mark Linstone		12	<b>122</b>	Adrian Russell
5		9	<b>70</b>	John Fyda		10	<b>69</b>	Gregan Thruston
4		7	<b>169</b>	Stuart Roach		8	<b>2</b>	Barry Sewell
3		5	<b>65</b>	Peter Thompson		6	<b>96</b>	Keith Messer
2		3	<b>26</b>	Steve Seaman		4	<b>1</b>	Peter de la Roche
1		1	<b>11</b>	Jon Milicevic		2	<b>22</b>	Simon Armer
ROW				Pole Right				

These results are provisional until the conclusion of any judicial and technical matters.		<i>Circuit: Croft</i>
		<i>Track Length: 3.380 Km - 2.1002 miles</i>
Clerk of the Course:	Timekeeper:	Issued at:
Julian Floyd	Nick Palmer	

# Croft 'Nostalgia Festival' Historic Race Meeting - 4 - 5 Aug 2018

## HSCC/FJHRA Silverline Historic Formula Junior including HSCC Historic Formula 3

### Race 2 - Classification

Sheet No:

POS	NO	DRIVER/S	CLASS	CLASS POS	CAR MAKE / MODEL	TIME	LAPS	GAP	DIFF	MPH	BEST	ON
1	11	Jon Milicevic	HFB	1	Brabham BT21B	15:50.612	10	-- 10 laps		79.54	1:33.089	3
2	1	Peter de la Roche	D2	1	Lola Mk3	15:57.561	10	6.949	6.949	78.96	1:34.434	2
3	65	Peter Thompson	HFB	2	Brabham BT21	16:04.793	10	14.181	7.232	78.37	1:34.804	4
4	169	Stuart Roach	E1	1	Alexis Mk4	16:14.906	10	24.294	10.113	77.55	1:36.119	3
5	96	Keith Messer	HFB	3	Vesey Ford	16:20.390	10	29.778	5.484	77.12	1:35.756	2
6	2	Barry Sewell	HFB	4	Lotus 41	16:27.455	10	36.843	7.065	76.57	1:37.304	2
7	70	John Fyda	E1	2	Brabham BT6	16:31.137	10	40.525	3.682	76.28	1:36.715	9
8	69	Gregan Thruston	HFB	5	Brabham BT21B	16:37.547	10	46.935	6.410	75.79	1:37.442	4
9	83	Jonathan Fyda	D2	2	U2 Mk3	16:43.758	10	53.146	6.211	75.32	1:38.374	8
10	122	Adrian Russell	E1	3	Lotus 22	16:47.814	10	57.202	4.056	75.02	1:38.777	6
11	16	Mark Linstone	HFB	6	Brabham BT21	16:49.104	10	58.492	1.290	74.92	1:37.633	6
12	29	William Grimshaw	B2	1	Moorland Mk1	15:58.100	9	-- 9 laps --	50.118	71.02	1:42.267	6
13	88	Lance Whitehead	D2	3	Lotus 20	16:08.482	9	10.382	10.382	70.26	1:45.343	3
14	40	Chris Wilks	C2	1	Deep Sanderson DS104	16:14.225	9	16.125	5.743	69.84	1:46.267	5
15	62	Peter Hawkey	D2	4	Lotus 20	16:29.614	9	31.514	15.389	68.76	1:46.193	6
16	41	John Hutchison	C2	2	Lotus 18	17:21.976	9	1:23.876	52.362	65.31	1:48.441	8

----- NOT CLASSIFIED -----

DNF 63	Laine Martin	D2	Lotus 20	13:23.686	8	-- 8 laps --		75.26	1:38.411	8	
DNF 38	Gil Duffy	C2	Kieft FJ	11:03.221	6	-- 6 laps --		57.030	68.40	1:46.504	6
DNF 13	John Arnold	B2	Elva 100	9:37.851	5	-- 5 laps --		21.134	65.42	1:48.285	4
DNF 48	Jim Blockley	D2	Caravelle Mk2	3:03.102	1	-- 1 laps --		59.042	41.29		

----- FASTEST LAP SUMMARY -----

NO	DRIVER/S	CLASS	CAR MAKE / MODEL	FASTEST LAP	ON	MPH
11	Jon Milicevic	HFB	Brabham BT21B	1:33.089	3	81.22
1	Peter de la Roche	D2	Lola Mk3	1:34.434	2	80.06
169	Stuart Roach	E1	Alexis Mk4	1:36.119	3	78.66
29	William Grimshaw	B2	Moorland Mk1	1:42.267	6	73.93
40	Chris Wilks	C2	Deep Sanderson DS104	1:46.267	5	71.15

Cars 9, 22, 25 & 26 - non starters (restarted race).

Session Start: 14:19:21 - Finish: 14:35:11

Weather/Track Conditions: Bright/Dry

Circuit: Croft

Track Length: 3.380 Km - 2.1002 miles

These results are provisional until the conclusion of any judicial and technical matters.

Clerk of the Course:  <div style="text-align: right;">Julian Floyd</div>	Timekeeper:  <div style="text-align: right;">Nick Palmer</div>	Issued at:
--	--	------------

# Croft 'Nostalgia Festival' Historic Race Meeting - 4 - 5 Aug 2018

## HSCC/FJHRA Silverline Historic Formula Junior including HSCC Historic Formula 3

### Race 2 - Sector Analysis

1 Peter de la Roche (D2)								Lola Mk3							
lap	Sect-1	Speed	Sect-2	Speed	Sect-3	Speed	Laptime Pit	lap	Sect-1	Speed	Sect-2	Speed	Sect-3	Speed	Laptime Pit
1		113.2	39.732	96.3	27.023	94.4	1:42.136	6	28.946	110.6	38.895	95.6	27.109	93.9	1:34.950
2	28.910	113.0	38.662	95.6	26.862	92.8	1:34.434	7	28.870	112.4	38.774	98.0	26.851	95.5	1:34.495
3	28.651	114.7	38.823	95.7	26.984	94.7	1:34.458	8	28.935	112.0	39.497	91.7	26.972	94.1	1:35.404
4	28.797	110.9	39.069	96.4	27.205	90.0	1:35.071	9	28.769	111.8	39.178	94.7	27.047	95.1	1:34.994
5	28.926	108.4	39.501	93.7	26.661	93.7	1:35.088	10	29.073	111.3	39.378	94.3	28.080	95.2	1:36.531

2 Barry Sewell (HFB)								Lotus 41							
lap	Sect-1	Speed	Sect-2	Speed	Sect-3	Speed	Laptime Pit	lap	Sect-1	Speed	Sect-2	Speed	Sect-3	Speed	Laptime Pit
1		104.4	40.689	94.4	26.943	88.8	1:45.991	6	30.309	104.0	41.191	90.0	26.930	88.3	1:38.430
2	30.139	106.4	40.197	95.2	26.968	89.0	1:37.304	7	30.562	102.5	40.245	94.5	26.885	88.4	1:37.692
3	30.651	103.6	40.733	94.7	27.191	88.4	1:38.575	8	30.686	101.7	40.292	94.3	26.576	89.1	1:37.554
4	31.165	102.6	40.619	94.5	26.941	88.5	1:38.725	9	30.269	102.5	40.313	95.6	27.014	88.9	1:37.596
5	30.414	102.5	40.438	93.1	26.977	88.7	1:37.829	10	30.019	103.4	40.189	94.5	27.551	89.1	1:37.759

11 Jon Milicevic (HFB)								Brabham BT21B							
lap	Sect-1	Speed	Sect-2	Speed	Sect-3	Speed	Laptime Pit	lap	Sect-1	Speed	Sect-2	Speed	Sect-3	Speed	Laptime Pit
1		109.8	38.908	95.1	26.682	88.1	1:40.462	6	29.061	109.1	38.902	96.0	26.660	88.4	1:34.623
2	29.239	111.1	38.746	93.7	26.632	87.3	1:34.617	7	29.268	109.1	38.788	93.1	26.728	89.8	1:34.784
3	28.927	111.7	37.879	94.9	26.283	90.2	1:33.089	8	29.686	108.8	38.140	97.3	26.578	90.6	1:34.404
4	28.952	110.6	38.073	94.9	26.363	89.2	1:33.388	9	29.134	110.2	39.663	94.5	26.766	89.1	1:35.563
5	29.206	109.5	38.198	94.7	26.424	90.0	1:33.828	10	29.750	108.8	38.954	94.9	27.150	87.5	1:35.854

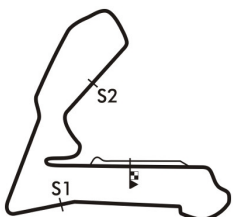
13 John Arnold (B2)								Elva 100							
lap	Sect-1	Speed	Sect-2	Speed	Sect-3	Speed	Laptime Pit	lap	Sect-1	Speed	Sect-2	Speed	Sect-3	Speed	Laptime Pit
1		92.4	46.847	81.6	30.151	79.5	2:04.060	4	33.903	91.9	44.665	84.4	29.717	79.9	1:48.285
2	34.036	93.1	45.625	82.2	30.463	80.0	1:50.124	5	36.440	62.1	55.567	67.6			2:06.482
3	34.074	93.2	45.040	84.4	29.786	80.4	1:48.900	6							

16 Mark Linstone (HFB)								Brabham BT21							
lap	Sect-1	Speed	Sect-2	Speed	Sect-3	Speed	Laptime Pit	lap	Sect-1	Speed	Sect-2	Speed	Sect-3	Speed	Laptime Pit
1		98.3	45.373	88.9	27.731	89.8	2:00.831	6	30.312	103.2	40.278	91.6	27.043	89.0	1:37.633
2	31.350	105.7	41.763	92.2	27.278	87.3	1:40.391	7	30.158	103.2	40.472	92.4	27.216	89.4	1:37.846
3	29.909	103.7	40.683	89.4	27.515	87.6	1:38.107	8	30.361	102.6	40.861	91.9	27.054	89.2	1:38.276
4	30.486	103.6	40.418	93.1	27.231	88.5	1:38.135	9	30.282	103.4	40.640	93.1	27.106	88.9	1:38.028
5	30.806	102.9	40.636	92.6	27.293	88.1	1:38.735	10	30.480	103.4	40.056	94.4	30.586	88.0	1:41.122

29 William Grimshaw (B2)								Moorland Mk1							
lap	Sect-1	Speed	Sect-2	Speed	Sect-3	Speed	Laptime Pit	lap	Sect-1	Speed	Sect-2	Speed	Sect-3	Speed	Laptime Pit
1		100.8	44.103	85.1	29.643	85.2	1:57.654	6	31.744	101.5	42.014	88.9	28.509	85.1	1:42.267
2	33.403	101.8	44.033	88.4	29.031	85.4	1:46.467	7	31.944	100.9	42.737	86.7	29.309	83.5	1:43.990
3	32.423	101.2	42.856	88.1	29.861	85.6	1:45.140	8	32.128	99.9	44.920	79.5	29.794	84.5	1:46.842
4	33.144	99.7	44.119	84.8	29.674	85.8	1:46.937	9	31.823	101.2	42.414	87.8	29.238	82.5	1:43.475
5	32.090	98.7	44.217	87.7	29.021	84.8	1:45.328	10							

38 Gil Duffy (C2)								Kieft FJ							
lap	Sect-1	Speed	Sect-2	Speed	Sect-3	Speed	Laptime Pit	lap	Sect-1	Speed	Sect-2	Speed	Sect-3	Speed	Laptime Pit
1		96.3	45.705	90.3	29.976	89.1	2:01.870	4	33.015	102.0	45.193	90.0	29.570	87.3	1:47.778
2	32.863	103.7	48.542	85.7	30.100	87.3	1:51.505	5	33.110	102.0	44.257	90.8	29.761	87.6	1:47.128
3	33.415	102.5	45.212	88.8	29.809	87.6	1:48.436	6	32.433	103.2	44.170	89.1	29.901	87.7	1:46.504

40 Chris Wilks (C2)								Deep Sanderson DS104							
lap	Sect-1	Speed	Sect-2	Speed	Sect-3	Speed	Laptime Pit	lap	Sect-1	Speed	Sect-2	Speed	Sect-3	Speed	Laptime Pit
1		98.3	43.911	86.7	30.707	83.9	1:58.969	6	32.398	98.1	43.681	88.8	30.192	82.6	1:46.271
2	32.477	101.7	43.832	89.8	30.251	84.0	1:46.560	7	33.125	97.0	44.316	89.7	30.277	83.1	1:47.718
3	32.497	100.0	44.291	88.0	29.925	83.6	1:46.713	8	32.915	97.1	44.460	88.2	30.805	83.1	1:48.180
4	32.709	97.1	43.657	87.8	29.914	84.0	1:46.280	9	32.686	97.7	44.196	86.9	30.385	82.1	1:47.267
5	32.421	97.3	43.836	89.4	30.010	83.4	1:46.267	10							



Session Start: 14:19:21 - Finish: 14:35:11

Weather/Track Conditions: Bright/Dry

Circuit: Croft

Track Length: 3.380 Km - 2.1002 miles

Printed: 04-08-2018 - 14:37

# Croft 'Nostalgia Festival' Historic Race Meeting - 4 - 5 Aug 2018

## HSCC/FJHRA Silverline Historic Formula Junior including HSCC Historic Formula 3

### Race 2 - Sector Analysis

41 John Hutchison (C2)							Lotus 18										
lap	Sect-1	Speed	Sect-2	Speed	Sect-3	Speed	Laptime	Pit	lap	Sect-1	Speed	Sect-2	Speed	Sect-3	Speed	Laptime	Pit
1		92.9	47.768	83.0	29.518	85.3	2:03.188		6	35.998	90.1	46.637	83.9	30.102	85.2	1:52.737	
2	34.123	100.3	1:18.497	86.9	29.692	76.4	2:22.312		7	34.373	96.4	45.750	85.8	29.768	84.0	1:49.891	
3	34.153	98.8	46.039	88.2	29.835	84.6	1:50.027		8	34.009	95.7	44.736	88.8	29.696	84.7	1:48.441	
4	34.537	94.4	47.720	82.5	30.319	84.7	1:52.576		9	34.190	96.3	45.851	87.6	29.469	83.8	1:49.510	
5	35.913	98.7	47.358	81.2	30.023	84.0	1:53.294		10								

48 Jim Blockley (D2)							Caravelle Mk2										
lap	Sect-1	Speed	Sect-2	Speed	Sect-3	Speed	Laptime	Pit	lap	Sect-1	Speed	Sect-2	Speed	Sect-3	Speed	Laptime	Pit
1		49.9	1:42.299	55.9			3:03.102		2								

62 Peter Hawkey (D2)							Lotus 20										
lap	Sect-1	Speed	Sect-2	Speed	Sect-3	Speed	Laptime	Pit	lap	Sect-1	Speed	Sect-2	Speed	Sect-3	Speed	Laptime	Pit
1		95.9	44.511	90.7	29.223	84.2	1:59.212		6	32.831	100.3	44.018	88.9	29.344	86.0	1:46.193	
2	34.533	99.6	45.095	92.3	30.154	85.4	1:49.782		7	32.648	99.6	47.851	76.7	31.229	71.2	1:51.728	
3	33.744	98.1	44.795	89.5	29.857	83.0	1:48.396		8	33.407	98.7	44.629	86.8	30.715	83.8	1:48.751	
4	33.610	99.9	44.804	88.5	30.083	82.5	1:48.497		9	34.068	91.3	44.696	89.6	30.992	82.2	1:49.756	
5	33.165	99.7	44.692	90.4	29.442	85.6	1:47.299		10								

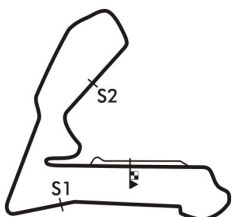
63 Laine Martin (D2)							Lotus 20										
lap	Sect-1	Speed	Sect-2	Speed	Sect-3	Speed	Laptime	Pit	lap	Sect-1	Speed	Sect-2	Speed	Sect-3	Speed	Laptime	Pit
1		111.7	42.172	90.6	27.563	96.1	1:50.573		5	30.357	110.7	40.403	96.0	28.657	89.0	1:39.417	
2	31.186	110.4	40.591	95.6	27.791	95.9	1:39.568		6	30.806	111.1	40.163	96.8	27.571	96.4	1:38.540	
3	30.169	112.2	40.784	94.9	28.401	90.9	1:39.354		7	30.477	110.7	40.813	90.2	27.794	95.1	1:39.084	
4	30.081	111.8	41.066	96.1	27.592	95.5	1:38.739		8	30.328	108.4	40.527	96.0	27.556	95.9	1:38.411	

65 Peter Thompson (HFB)							Brabham BT21										
lap	Sect-1	Speed	Sect-2	Speed	Sect-3	Speed	Laptime	Pit	lap	Sect-1	Speed	Sect-2	Speed	Sect-3	Speed	Laptime	Pit
1		105.0	40.069	93.6	27.204	87.3	1:42.670		6	29.210	105.5	38.859	94.0	27.043	87.6	1:35.112	
2	29.413	107.0	38.963	94.1	26.640	87.5	1:35.016		7	29.392	105.2	39.270	92.9	27.242	87.6	1:35.904	
3	29.186	107.2	39.070	94.4	26.794	88.3	1:35.050		8	29.352	104.9	39.139	93.9	26.743	88.0	1:35.234	
4	29.411	106.2	38.919	94.3	26.474	88.5	1:34.804		9	29.408	105.7	39.025	94.4	27.539	88.1	1:35.972	
5	29.429	105.8	39.373	92.9	26.978	88.9	1:35.780		10	30.023	104.0	41.455	93.1	27.773	81.7	1:39.251	

69 Gregan Thruston (HFB)							Brabham BT21B										
lap	Sect-1	Speed	Sect-2	Speed	Sect-3	Speed	Laptime	Pit	lap	Sect-1	Speed	Sect-2	Speed	Sect-3	Speed	Laptime	Pit
1		103.9	40.952	94.1	28.109	87.3	1:49.242		6	32.057	101.2	40.109	93.1	27.860	85.2	1:40.026	
2	30.519	105.7	39.807	94.4	28.468	87.0	1:38.794		7	31.261	102.5	40.130	93.7	27.426	85.7	1:38.817	
3	30.437	103.2	40.920	91.8	27.240	85.7	1:38.597		8	30.955	100.3	40.367	92.7	27.015	86.0	1:38.337	
4	30.495	103.7	39.842	94.5	27.105	86.9	1:37.442		9	30.738	101.7	40.603	91.8	27.249	83.5	1:38.590	
5	29.870	102.3	39.365	94.8	30.120	59.2	1:39.355		10	30.527	101.5	40.408	91.2	27.412	86.7	1:38.347	

70 John Fyda (E1)							Brabham BT6										
lap	Sect-1	Speed	Sect-2	Speed	Sect-3	Speed	Laptime	Pit	lap	Sect-1	Speed	Sect-2	Speed	Sect-3	Speed	Laptime	Pit
1		105.4	40.784	96.7	28.061	95.1	1:48.477		6	30.175	112.6	41.108	94.8	27.756	96.4	1:39.039	
2	29.849	115.3	40.213	96.1	27.294	93.9	1:37.356		7	29.991	112.4	40.448	97.5	27.614	96.6	1:38.053	
3	30.361	112.4	40.145	95.1	27.973	94.9	1:38.479		8	30.119	111.1	40.383	97.0	27.952	94.8	1:38.454	
4	30.099	112.8	40.187	97.3	27.045	96.1	1:37.331		9	29.543	112.8	39.701	98.4	27.471	96.6	1:36.715	
5	30.036	112.8	40.362	97.8	27.279	97.0	1:37.677		10	29.750	111.8	40.567	95.5	29.239	68.9	1:39.556	

83 Jonathan Fyda (D2)							U2 Mk3										
lap	Sect-1	Speed	Sect-2	Speed	Sect-3	Speed	Laptime	Pit	lap	Sect-1	Speed	Sect-2	Speed	Sect-3	Speed	Laptime	Pit
1		109.5	41.847	93.7	28.176	90.6	1:50.236		6	30.149	108.2	40.328	93.9	28.053	92.6	1:38.530	
2	30.535	109.1	40.490	93.6	28.201	91.9	1:39.226		7	30.744	110.0	40.740	91.9	28.305	92.9	1:39.789	
3	30.106	109.8	40.520	94.5	28.463	90.2	1:39.089		8	30.181	108.1	40.407	94.4	27.786	92.9	1:38.374	
4	30.504	107.9	40.746	94.1	28.722	90.8	1:39.972		9	30.353	108.1	40.330	94.0	28.394	90.4	1:39.077	
5	30.601	108.9	40.467	94.1	28.023	92.1	1:39.091		10	30.750	107.9	40.922	93.2	28.702	89.6	1:40.374	



Session Start: 14:19:21 - Finish: 14:35:11

Weather/Track Conditions: Bright/Dry

Circuit: Croft

Track Length: 3.380 Km - 2.1002 miles

Printed: 04-08-2018 - 14:37

# Croft 'Nostalgia Festival' Historic Race Meeting - 4 - 5 Aug 2018

## HSCC/FJHRA Silverline Historic Formula Junior including HSCC Historic Formula 3

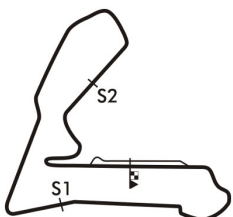
### Race 2 - Sector Analysis

88 Lance Whitehead (D2)								Lotus 20							
Lap	Sect-1	Speed	Sect-2	Speed	Sect-3	Speed	Laptime Pit	Lap	Sect-1	Speed	Sect-2	Speed	Sect-3	Speed	Laptime Pit
1		102.6	44.733	88.8	29.651	77.7	1:57.228	6	32.430	104.5	44.030	89.5	29.310	88.3	1:45.770
2	33.140	104.7	43.616	89.7	29.448	88.7	1:46.204	7	32.016	104.4	44.121	88.4	29.508	88.5	1:45.645
3	31.930	105.2	43.828	89.5	29.585	88.9	1:45.343	8	32.616	104.2	44.682	89.2	29.243	88.7	1:46.541
4	32.858	103.9	44.540	88.7	28.915	89.2	1:46.313	9	33.069	102.8	45.126	89.8	29.806	79.3	1:48.001
5	32.392	103.6	44.848	88.3	30.197	87.7	1:47.437	10							

96 Keith Messer (HFB)								Vesey Ford							
Lap	Sect-1	Speed	Sect-2	Speed	Sect-3	Speed	Laptime Pit	Lap	Sect-1	Speed	Sect-2	Speed	Sect-3	Speed	Laptime Pit
1		105.4	40.313	93.7	26.975	90.1	1:44.855	6	32.517	101.5	40.109	93.9	27.369	88.0	1:39.995
2	29.622	107.2	39.352	94.3	26.782	90.1	1:35.756	7	30.215	103.1	39.686	91.2	27.667	88.5	1:37.568
3	29.626	106.7	39.483	94.0	26.981	90.6	1:36.090	8	30.480	99.1	40.224	93.3	27.274	88.0	1:37.978
4	29.886	105.8	39.555	94.3	27.028	90.7	1:36.469	9	30.477	102.6	39.921	93.3	27.317	88.0	1:37.715
5	29.903	104.7	39.337	94.4	27.485	90.1	1:36.725	10	30.420	103.4	39.742	92.7	27.077	85.3	1:37.239

122 Adrian Russell (E1)								Lotus 22							
Lap	Sect-1	Speed	Sect-2	Speed	Sect-3	Speed	Laptime Pit	Lap	Sect-1	Speed	Sect-2	Speed	Sect-3	Speed	Laptime Pit
1		110.7	41.389	94.9	28.340	92.8	1:48.124	6	30.357	109.8	40.234	95.2	28.186	93.1	1:38.777
2	30.088	110.9	41.032	95.7	29.106	90.0	1:40.226	7	30.217	108.1	40.857	94.7	28.816	91.8	1:39.890
3	30.534	110.6	41.006	94.7	29.742	90.4	1:41.282	8	31.039	106.5	40.573	96.6	28.492	91.8	1:40.104
4	30.695	109.1	41.000	96.3	28.121	92.9	1:39.816	9	29.943	109.5	40.407	96.4	29.208	92.3	1:39.558
5	30.073	110.2	40.503	96.6	28.532	92.7	1:39.108	10	30.392	108.9	40.665	96.3	29.872	92.4	1:40.929

169 Stuart Roach (E1)								Alexis Mk4							
Lap	Sect-1	Speed	Sect-2	Speed	Sect-3	Speed	Laptime Pit	Lap	Sect-1	Speed	Sect-2	Speed	Sect-3	Speed	Laptime Pit
1		108.9	39.740	93.3	27.398	91.3	1:43.658	6	30.357	109.1	39.591	93.9	27.679	91.4	1:37.627
2	29.443	111.5	39.241	94.5	27.672	91.8	1:36.356	7	29.619	108.8	39.770	94.4	27.334	90.9	1:36.723
3	29.333	110.9	39.323	95.2	27.463	91.7	1:36.119	8	29.731	106.9	39.619	95.2	27.411	90.9	1:36.761
4	29.488	110.0	39.838	93.9	27.188	92.6	1:36.514	9	29.588	108.4	39.755	94.7	27.990	91.6	1:37.333
5	29.578	109.3	39.722	94.7	27.816	92.6	1:37.116	10	29.540	108.8	39.602	95.7	27.557	90.7	1:36.699

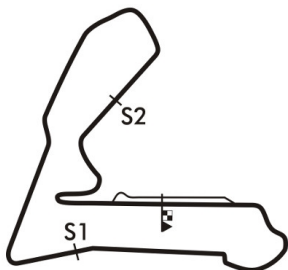


# Croft 'Nostalgia Festival' Historic Race Meeting - 4 - 5 Aug 2018

## HSCC/FJHRA Silverline Historic Formula Junior including HSCC Historic Formula 3

### Race 2 - Best Sector Times

	SECTOR 1			SECTOR 2			SECTOR 3			IDEAL / BEST LAP COMPARISON					
	NO	TIME	LAP	NO	TIME	LAP	NO	TIME	LAP	NO	NAME	BEST	IN	IDEAL	DIFF
1	1	28.651	3	11	37.879	3	11	26.283	3	11	Jon Milicevic	1:33.089	3	1:33.089	+0.000
2	11	28.927	3	1	38.662	2	65	26.474	4	1	Peter de la Roche	1:34.434	2	1:33.974	+0.460
3	65	29.186	3	65	38.859	6	2	26.576	8	65	Peter Thompson	1:34.804	4	1:34.519	+0.285
4	169	29.333	3	169	39.241	2	1	26.661	5	96	Keith Messer	1:35.756	2	1:35.741	+0.015
5	70	29.543	9	96	39.337	5	96	26.782	2	169	Stuart Roach	1:36.119	3	1:35.762	+0.357
6	96	29.622	2	69	39.365	5	69	27.015	8	70	John Fyda	1:36.715	9	1:36.289	+0.426
7	69	29.870	5	70	39.701	9	16	27.043	6	2	Barry Sew ell	1:37.304	2	1:36.784	+0.520
8	16	29.909	3	16	40.056	10	70	27.045	4	69	Gregan Thruston	1:37.442	4	1:36.250	+1.192
9	122	29.943	9	63	40.163	6	169	27.188	4	16	Mark Linstone	1:37.633	6	1:37.008	+0.625
10	63	30.008	9	2	40.189	10	63	27.556	8	83	Jonathan Fyda	1:38.374	8	1:38.220	+0.154
11	2	30.019	10	122	40.234	6	83	27.786	8	122	Adrian Russell	1:38.777	6	1:38.298	+0.479
12	83	30.106	3	83	40.328	6	122	28.121	4	29	William Grimshaw	1:42.267	6	1:42.267	+0.000
13	29	31.744	6	29	42.014	6	29	28.509	6	88	Lance Whitehead	1:45.343	3	1:44.461	+0.882
14	88	31.930	3	88	43.616	2	88	28.915	4	62	Peter Hawkey	1:46.193	6	1:45.889	+0.304
15	40	32.398	6	40	43.657	4	62	29.223	1	40	Chris Wilks	1:46.267	5	1:45.969	+0.298
16	38	32.433	6	62	44.018	6	41	29.469	9	41	John Hutchison	1:48.441	8	1:48.214	+0.227
17	62	32.648	7	38	44.170	6	38	29.570	4	63	Laine Martin	1:38.411	8	1:37.727	+0.684
18	13	33.903	4	13	44.665	4	13	29.717	4	38	Gil Duffy	1:46.504	6	1:46.173	+0.331
19	41	34.009	8	41	44.736	8	40	29.914	4	13	John Arnold	1:48.285	4	1:48.285	+0.000
20	48	38.383	1	48	1:42.299	1	48	1:05.468	0	48	Jim Blockley			3:26.150	7:28.625



**Session Start: 14:19:21 - Finish: 14:35:11**

**Weather/Track Conditions: Bright/Dry**

**Circuit: Croft**

**Track Length: 3.380 Km - 2.1002 miles**

**Printed: 04-08-2018 - 14:37**

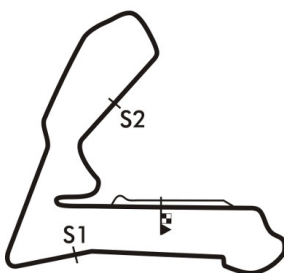


# Croft 'Nostalgia Festival' Historic Race Meeting - 4 - 5 Aug 2018

## HSCC/FJHRA Silverline Historic Formula Junior including HSCC Historic Formula 3

### Race 2 - Best Sector Speeds

	NO	SECTOR 1	MPH	NO	SECTOR 2	MPH	NO	SECTOR 3	MPH
1	70	John Fyda	115.3	70	John Fyda	98.4	70	John Fyda	97.0
2	1	Peter de la Roche	114.7	1	Peter de la Roche	98.0	63	Laine Martin	96.4
3	63	Laine Martin	112.2	11	Jon Milicevic	97.3	1	Peter de la Roche	95.5
4	11	Jon Milicevic	111.7	63	Laine Martin	96.8	122	Adrian Russell	93.1
5	169	Stuart Roach	111.5	122	Adrian Russell	96.6	83	Jonathan Fyda	92.9
6	122	Adrian Russell	110.9	169	Stuart Roach	95.7	169	Stuart Roach	92.6
7	83	Jonathan Fyda	110.0	2	Barry Sew ell	95.6	96	Keith Messer	90.7
8	65	Peter Thompson	107.2	69	Gregan Thruston	94.8	11	Jon Milicevic	90.6
9	96	Keith Messer	107.2	83	Jonathan Fyda	94.5	16	Mark Linstone	89.8
10	2	Barry Sew ell	106.4	16	Mark Linstone	94.4	88	Lance Whitehead	89.2
11	16	Mark Linstone	105.7	65	Peter Thompson	94.4	2	Barry Sew ell	89.1
12	69	Gregan Thruston	105.7	96	Keith Messer	94.4	38	Gil Duffy	89.1
13	88	Lance Whitehead	105.2	62	Peter Hawkey	92.3	65	Peter Thompson	88.9
14	38	Gil Duffy	103.7	38	Gil Duffy	90.8	69	Gregan Thruston	87.3
15	29	William Grimshaw	101.8	40	Chris Wilks	89.8	62	Peter Hawkey	86.0
16	40	Chris Wilks	101.7	88	Lance Whitehead	89.8	29	William Grimshaw	85.8
17	41	John Hutchison	100.3	29	William Grimshaw	88.9	41	John Hutchison	85.3
18	62	Peter Hawkey	100.3	41	John Hutchison	88.8	40	Chris Wilks	84.0
19	13	John Arnold	93.2	13	John Arnold	84.4	13	John Arnold	80.4
20	48	Jim Blockley	49.9	48	Jim Blockley	55.9	48	Jim Blockley	71.2



*Session Start: 14:19:21 - Finish: 14:35:11*

*Weather/Track Conditions: Bright/Dry*

*Circuit: Croft*

*Track Length: 3.380 Km - 2.1002 miles*

*Printed: 04-08-2018 - 14:38*



# Croft 'Nostalgia Festival' Historic Race Meeting - 4 - 5 Aug 2018

## HSCC/FJHRA Silverline Historic Formula Junior including HSCC Historic Formula 3

### Race 2 - Lap Chart

Lap 1			Lap 2			Lap 3			Lap 4			Lap 5			Lap 6		
NO	Behind	Laptime	NO	Behind	Laptime	NO	Behind	Laptime	NO	Behind	Laptime	NO	Behind	Laptime	NO	Behind	Laptime
11		1:40.462	11		1:34.617	11		1:33.089	11		1:33.388	11		1:33.828	11		1:34.623
1	1.674	1:42.136	1	1.491	1:34.434	1	2.860	1:34.458	1	4.543	1:35.071	1	5.803	1:35.088	1	6.130	1:34.950
65	2.208	1:42.670	65	2.607	1:35.016	65	4.568	1:35.050	65	5.984	1:34.804	65	7.936	1:35.780	13	1 LAP	2:06.482
169	3.196	1:43.658	169	4.935	1:36.356	169	7.965	1:36.119	169	11.091	1:36.514	41	1 LAP	1:52.576	65	8.425	1:35.112
96	4.393	1:44.855	96	5.532	1:35.756	96	8.533	1:36.090	96	11.614	1:36.469	169	14.379	1:37.116	169	17.383	1:37.627
2	5.529	1:45.991	2	8.216	1:37.304	2	13.702	1:38.575	2	19.039	1:38.725	96	14.511	1:36.725	96	19.883	1:39.995
122	7.662	1:48.124	70	10.754	1:37.356	70	16.144	1:38.479	70	20.087	1:37.331	2	23.040	1:37.829	2	26.847	1:38.430
70	8.015	1:48.477	69	12.957	1:38.794	69	18.465	1:38.597	69	22.519	1:37.442	70	23.936	1:37.677	70	28.352	1:39.039
69	8.780	1:49.242	122	13.271	1:40.226	83	20.383	1:39.089	63	26.678	1:38.739	69	28.046	1:39.355	41	1 LAP	1:53.294
83	9.774	1:50.236	83	14.383	1:39.226	63	21.327	1:39.354	83	26.967	1:39.972	83	32.230	1:39.091	69	33.449	1:40.026
63	10.111	1:50.573	63	15.062	1:39.568	122	21.464	1:41.282	122	27.892	1:39.816	63	32.267	1:39.417	83	36.137	1:38.530
88	16.766	1:57.228	16	26.143	1:40.391	16	31.161	1:38.107	16	35.908	1:38.135	122	33.172	1:39.108	63	36.184	1:38.540
29	17.192	1:57.654	88	28.353	1:46.204	88	40.607	1:45.343	88	53.532	1:46.313	16	40.815	1:38.735	122	37.326	1:38.777
40	18.507	1:58.969	29	29.042	1:46.467	29	41.093	1:45.140	29	54.642	1:46.937	29	1:06.142	1:45.328	16	43.825	1:37.633
62	18.750	1:59.212	40	30.450	1:46.560	40	44.074	1:46.713	40	56.966	1:46.280	88	1:07.141	1:47.437	29	1:13.786	1:42.267
16	20.369	2:00.831	62	33.915	1:49.782	62	49.222	1:48.396	62	1:04.331	1:48.497	40	1:09.405	1:46.267	88	1:18.288	1:45.770
38	21.408	2:01.870	38	38.296	1:51.505	38	53.643	1:48.436	38	1:08.033	1:47.778	62	1:17.802	1:47.299	40	1:21.053	1:46.271
41	22.726	2:03.188	13	39.105	1:50.124	13	54.916	1:48.900	13	1:09.813	1:48.285	38	1:21.333	1:47.128	62	1:29.372	1:46.193
13	23.598	2:04.060	41	1:10.421	2:22.312	41	1:27.359	1:50.027							38	1:33.214	1:46.504
48	1:22.640	3:03.102															

**Session Start: 14:19:21 - Finish: 14:35:11**

**Weather/Track Conditions: Bright/Dry**

**Circuit: Croft**

**Track Length: 3.380 Km - 2.1002 miles**

**Printed: 04-08-2018 - 14:38**



# Croft 'Nostalgia Festival' Historic Race Meeting - 4 - 5 Aug 2018

## HSCC/FJHRA Silverline Historic Formula Junior including HSCC Historic Formula 3

### Race 2 - Lap Chart

Lap 7			Lap 8			Lap 9			Lap 10		
NO	Behind	Laptime	NO	Behind	Laptime	NO	Behind	Laptime	NO	Behind	Laptime
11		1:34.784	11		1:34.404	11		1:35.563	11		1:35.854
1	5.841	1:34.495	1	6.841	1:35.404	88	1 LAP	1:46.541	1	6.949	1:36.531
65	9.545	1:35.904	65	10.375	1:35.234	1	6.272	1:34.994	29	1 LAP	1:43.475
169	19.322	1:36.723	62	1 LAP	1:51.728	65	10.784	1:35.972	65	14.181	1:39.251
96	22.667	1:37.568	169	21.679	1:36.761	40	1 LAP	1:48.180	88	1 LAP	1:48.001
2	29.755	1:37.692	96	26.241	1:37.978	169	23.449	1:37.333	40	1 LAP	1:47.267
70	31.621	1:38.053	2	32.905	1:37.554	62	1 LAP	1:48.751	169	24.294	1:36.699
69	37.482	1:38.817	70	35.671	1:38.454	96	28.393	1:37.715	96	29.778	1:37.239
63	40.484	1:39.084	69	41.415	1:38.337	2	34.938	1:37.596	2	36.843	1:37.759
83	41.142	1:39.789	63	44.491	1:38.411	70	36.823	1:36.715	62	1 LAP	1:49.756
122	42.432	1:39.890	83	45.112	1:38.374	69	44.442	1:38.590	70	40.525	1:39.556
16	46.887	1:37.846	122	48.132	1:40.104	83	48.626	1:39.077	69	46.935	1:38.347
41	1 LAP	1:52.737	16	50.759	1:38.276	122	52.127	1:39.558	83	53.146	1:40.374
29	1:22.992	1:43.990	41	1 LAP	1:49.891	16	53.224	1:38.028	122	57.202	1:40.929
88	1:29.149	1:45.645	29	1:35.430	1:46.842	41	1 LAP	1:48.441	16	58.492	1:41.122
40	1:33.987	1:47.718							41	1 LAP	1:49.510

**Session Start: 14:19:21 - Finish: 14:35:11**

**Weather/Track Conditions: Bright/Dry**

**Circuit: Croft**

**Track Length: 3.380 Km - 2.1002 miles**

**Printed: 04-08-2018 - 14:38**

# Croft 'Nostalgia Festival' Historic Race Meeting - 4 - 5 Aug 2018

## HSCC/FJHRA Silverline Historic Formula Junior including HSCC Historic Formula 3 Race 10 - Starting Grid

Sheet No:

*Start Time : 11:35 - Heat Duration : 20 Minutes*

11				
	21	38 Gil Duffy	22	25 Bernard Brock
	10		20	13 John Arnold
	19	41 John Hutchison	18	62 Peter Hawkey
	9		17	88 Lance Whitehead
	8		16	40 Chris Wilks
	15	29 William Grimshaw	14	48 Jim Blockley
	7		13	83 Jonathan Fyda
	6		12	63 Laine Martin
	11	122 Adrian Russell	10	16 Mark Linstone
	5		9	69 Gregan Thruston
	7	2 Barry Sewell	8	70 John Fyda
	3		6	169 Stuart Roach
	5	96 Keith Messer	4	65 Peter Thompson
	2		2	26 Steve Seaman
	3	1 Peter de la Roche		
	1			
	1	11 Jon Milicevic		
		Pole Right		
ROW				

Cars 9 & 22 - withdrawn.

*Circuit: Croft*

These results are provisional until the conclusion of any judicial and technical matters.		<i>Track Length: 3.380 Km - 2.1002 miles</i>
Clerk of the Course:	Timekeeper:	Issued at:
Julian Floyd	Nick Palmer	

# Croft 'Nostalgia Festival' Historic Race Meeting - 4 - 5 Aug 2018

## HSCC/FJHRA Silverline Historic Formula Junior including HSCC Historic Formula 3

### Race 10 - Classification

Sheet No:

POS	NO	DRIVER/S	CLASS	CLASS POS	CAR MAKE / MODEL	TIME	LAPS	GAP	DIFF	MPH	BEST	ON
1	11	Jon Milicevic	HFB	1	Brabham BT21B	20:50.488	13	-- 13 laps		78.60	1:34.496	4
2	65	Peter Thompson	HFB	2	Brabham BT21	21:00.051	13	9.563	9.563	78.00	1:35.497	12
3	1	Peter de la Roche	D2	1	Lola Mk3	21:02.158	13	11.670	2.107	77.87	1:35.320	12
4	122	Adrian Russell	E1	1	Lotus 22	21:21.117	13	30.629	18.959	76.72	1:36.462	3
5	70	John Fyda	E1	2	Brabham BT6	21:22.970	13	32.482	1.853	76.61	1:37.273	3
6	96	Keith Messer	HFB	3	Vesey Ford	21:23.369	13	32.881	0.399	76.58	1:36.573	8
7	2	Barry Sewell	HFB	4	Lotus 41	21:26.062	13	35.574	2.693	76.42	1:36.439	12
8	16	Mark Linstone	HFB	5	Brabham BT21	21:30.456	13	39.968	4.394	76.16	1:37.739	6
9	83	Jonathan Fyda	D2	2	U2 Mk3	21:35.655	13	45.167	5.199	75.86	1:37.996	8
10	63	Laine Martin	D2	3	Lotus 20	21:48.081	13	57.593	12.426	75.14	1:38.348	12
11	13	John Arnold	B2	1	Elva 100	21:32.435	12	-- 12 laps	1:23.872	70.20	1:45.687	10
12	40	Chris Wilks	C2	1	Deep Sanderson DS104	21:33.855	12	1.420	1.420	70.12	1:45.636	10
13	62	Peter Hawkey	D2	4	Lotus 20	21:52.776	12	20.341	18.921	69.11	1:45.217	11
14	41	John Hutchison	C2	2	Lotus 18	22:24.829	12	52.394	32.053	67.46	1:48.423	4

----- NOT CLASSIFIED -----

DNF 26	Steve Seaman	HFB		Brabham BT21	17:06.540	10	-- 10 laps			73.65	1:34.925	3
DNF 69	Gregan Thruston	HFB		Brabham BT21B	13:22.325	8	-- 8 laps --			75.38	1:38.198	3
DNF 48	Jim Blockley	D2		Caravelle Mk2	10:13.171	6	-- 6 laps --	9.537		73.98	1:39.207	6
DNF 88	Lance Whitehead	D2		Lotus 20	10:45.579	6		32.408	32.408	70.26	1:44.367	5
DNF 25	Bernard Brock	B1		Elva 100								

----- FASTEST LAP SUMMARY -----

NO	DRIVER/S	CLASS	CAR MAKE / MODEL	FASTEST LAP	ON	MPH
11	Jon Milicevic	HFB	Brabham BT21B	1:34.496	4	80.01
1	Peter de la Roche	D2	Lola Mk3	1:35.320	12	79.32
122	Adrian Russell	E1	Lotus 22	1:36.462	3	78.38
40	Chris Wilks	C2	Deep Sanderson DS104	1:45.636	10	71.57
13	John Arnold	B2	Elva 100	1:45.687	10	71.54
25	Bernard Brock	B1	Elva 100			

Cars 29, 38 & 169 - non starters.

Session Start: 11:36:38 - Finish: 11:57:28

Weather/Track Conditions: Sun/Dry

Circuit: Croft

Track Length: 3.380 Km - 2.1002 miles

These results are provisional until the conclusion of any judicial and technical matters.

Clerk of the Course:  <div style="text-align: right;">Julian Floyd</div>	Timekeeper:  <div style="text-align: right;">Nick Palmer</div>	Issued at:
--	--	------------

# Croft 'Nostalgia Festival' Historic Race Meeting - 4 - 5 Aug 2018

## HSCC/FJHRA Silverline Historic Formula Junior including HSCC Historic Formula 3

### Race 10 - Sector Analysis

1 Peter de la Roche (D2)								Lola Mk3							
lap	Sect-1	Speed	Sect-2	Speed	Sect-3	Speed	Laptime Pit	lap	Sect-1	Speed	Sect-2	Speed	Sect-3	Speed	Laptime Pit
1		102.1	41.021	95.5	27.524	93.7	1:45.005	8	29.715	111.5	39.213	95.3	27.701	94.0	1:36.629
2	29.323	112.0	39.943	95.6	27.397	94.4	1:36.663	9	30.037	113.0	39.304	94.8	27.791	94.9	1:37.132
3	28.973	111.8	39.943	93.6	27.179	94.4	1:36.095	10	29.288	111.1	39.014	98.4	27.317	95.9	1:35.619
4	29.115	108.6	40.002	96.1	27.227	94.8	1:36.344	11	30.981	108.9	39.011	95.7	27.311	91.7	1:37.303
5	29.260	113.4	39.718	95.3	27.428	93.5	1:36.406	12	29.429	110.6	38.968	96.7	26.923	95.5	1:35.320
6	29.657	111.5	39.144	96.4	27.415	93.7	1:36.216	13	28.810	113.2	39.989	96.8	27.961	83.5	1:36.760
7	29.728	109.8	39.699	95.2	27.239	94.3	1:36.666	14							

2 Barry Sewell (HFB)								Lotus 41							
lap	Sect-1	Speed	Sect-2	Speed	Sect-3	Speed	Laptime Pit	lap	Sect-1	Speed	Sect-2	Speed	Sect-3	Speed	Laptime Pit
1		99.9	41.583	92.8	27.355	89.2	1:49.360	8	30.311	105.5	39.982	92.9	27.222	90.7	1:37.515
2	31.124	102.3	41.469	93.7	27.243	90.4	1:39.836	9	31.529	102.1	40.290	93.1	26.711	91.1	1:38.530
3	30.526	103.6	40.769	93.9	27.049	89.6	1:38.344	10	30.612	104.2	39.760	95.2	27.401	88.5	1:37.773
4	30.934	103.9	40.287	93.9	27.235	89.2	1:38.456	11	30.558	108.2	40.507	94.4	26.496	91.3	1:37.561
5	31.146	103.1	40.142	94.3	27.361	87.8	1:38.649	12	30.020	102.1	39.326	95.1	27.093	90.1	1:36.439
6	30.671	101.8	40.359	91.9	27.153	89.0	1:38.183	13	31.229	100.6	39.779	93.7	27.093	89.2	1:38.101
7	30.122	104.5	39.876	94.1	27.317	89.8	1:37.315	14							

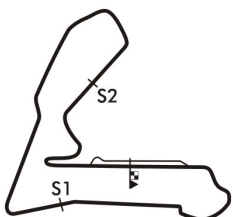
11 Jon Milicevic (HFB)								Brabham BT21B							
lap	Sect-1	Speed	Sect-2	Speed	Sect-3	Speed	Laptime Pit	lap	Sect-1	Speed	Sect-2	Speed	Sect-3	Speed	Laptime Pit
1		106.0	39.279	92.3	26.833	90.4	1:40.361	8	29.786	106.4	39.465	91.2	27.497	89.1	1:36.748
2	29.386	106.0	38.658	94.0	26.486	90.3	1:34.530	9	29.903	105.8	39.405	92.4	28.286	90.3	1:37.594
3	29.383	107.0	38.935	94.8	26.728	88.9	1:35.046	10	29.798	104.7	39.212	92.1	27.466	88.2	1:36.476
4	29.151	106.9	38.714	92.9	26.631	89.4	1:34.496	11	29.679	106.0	38.775	92.9	26.883	88.5	1:35.337
5	29.413	106.4	38.911	93.3	26.499	89.2	1:34.823	12	29.941	105.8	39.168	92.2	26.916	87.7	1:36.025
6	29.703	106.0	38.895	94.0	26.687	89.0	1:35.285	13	30.267	104.7	40.135	90.9	27.455	86.3	1:37.857
7	29.558	106.0	39.288	91.7	27.064	88.1	1:35.910	14							

13 John Arnold (B2)								Elva 100							
lap	Sect-1	Speed	Sect-2	Speed	Sect-3	Speed	Laptime Pit	lap	Sect-1	Speed	Sect-2	Speed	Sect-3	Speed	Laptime Pit
1		94.4	44.101	86.1	29.119	83.6	1:57.894	7	33.361	94.1	43.831	84.3	29.630	82.1	1:46.822
2	33.370	95.1	44.439	85.4	29.662	82.6	1:47.471	8	32.974	94.0	44.087	85.3	29.468	83.4	1:46.529
3	32.880	96.6	43.853	85.2	29.381	82.8	1:46.114	9	32.981	93.6	44.158	83.2	29.163	83.1	1:46.302
4	33.212	94.8	43.991	85.1	29.778	81.7	1:46.981	10	33.175	93.9	43.264	84.2	29.248	81.4	1:45.687
5	33.087	94.5	43.694	84.1	29.415	82.7	1:46.196	11	33.677	93.1	44.406	82.6	30.464	82.2	1:48.547
6	33.272	93.7	44.350	84.5	29.234	83.3	1:46.856	12	33.274	94.7	44.343	84.9	29.419	73.5	1:47.036

16 Mark Linstone (HFB)								Brabham BT21							
lap	Sect-1	Speed	Sect-2	Speed	Sect-3	Speed	Laptime Pit	lap	Sect-1	Speed	Sect-2	Speed	Sect-3	Speed	Laptime Pit
1		97.3	41.851	92.4	27.274	90.9	1:49.695	8	30.295	103.7	40.025	93.2	27.588	90.2	1:37.908
2	30.708	103.1	40.769	92.4	26.888	91.7	1:38.365	9	30.561	104.2	40.684	91.6	27.197	89.8	1:38.442
3	30.781	103.2	40.605	92.2	27.209	89.8	1:38.595	10	30.304	103.1	40.014	92.2	27.602	89.6	1:37.920
4	30.680	104.4	40.570	92.1	27.110	90.7	1:38.360	11	30.619	103.9	42.009	92.1	27.383	90.2	1:40.011
5	30.656	104.0	40.191	91.2	27.290	90.9	1:38.137	12	30.340	101.8	40.390	91.2	27.266	89.2	1:37.996
6	30.600	102.6	40.050	91.6	27.089	89.7	1:37.739	13	30.180	102.6	41.091	91.2	27.472	89.4	1:38.743
7	31.018	102.9	40.212	92.4	27.315	90.0	1:38.545	14							

25 Bernard Brock (B1)								Elva 100							
lap	Sect-1	Speed	Sect-2	Speed	Sect-3	Speed	Laptime Pit	lap	Sect-1	Speed	Sect-2	Speed	Sect-3	Speed	Laptime Pit

26 Steve Seaman (HFB)								Brabham BT21							
lap	Sect-1	Speed	Sect-2	Speed	Sect-3	Speed	Laptime Pit	lap	Sect-1	Speed	Sect-2	Speed	Sect-3	Speed	Laptime Pit
1		105.7	41.092	96.6	26.916	93.9	1:43.968	6	29.840	105.7	39.275	96.8	26.881	92.1	1:35.996
2	29.973	109.7	39.581	97.7	26.699	94.9	1:36.253	7	29.810	105.4	1:10.088	88.9	27.679	93.1	2:07.577
3	29.416	106.9	39.130	96.6	26.379	93.7	1:34.925	8	31.400	103.4	42.517	90.4	28.783	86.8	1:42.700
4	29.696	106.4	39.254	95.9	26.696	92.3	1:35.646	9	32.687	95.2	44.961	86.8	29.824	83.6	1:47.472
5	30.091	105.7	39.729	95.1	26.664	92.9	1:36.484	10	32.059	98.0	44.847	82.7			1:45.519



Session Start: 11:36:38 - Finish: 11:57:28

Weather/Track Conditions: Sun/Dry

Circuit: Croft

Track Length: 3.380 Km - 2.1002 miles

Printed: 05-08-2018 - 12:00

# Croft 'Nostalgia Festival' Historic Race Meeting - 4 - 5 Aug 2018

## HSCC/FJHRA Silverline Historic Formula Junior including HSCC Historic Formula 3

### Race 10 - Sector Analysis

40 Chris Wilks (C2)								Deep Sanderson DS104							
Lap	Sect-1	Speed	Sect-2	Speed	Sect-3	Speed	Laptime Pit	Lap	Sect-1	Speed	Sect-2	Speed	Sect-3	Speed	Laptime Pit
1		97.7	43.892	83.7	29.705	83.8	1:57.428	7	32.826	98.4	44.226	83.3	30.468	84.0	1:47.520
2	32.689	99.4	44.321	85.1	29.518	85.2	1:46.528	8	32.605	99.7	44.596	81.5	30.241	85.1	1:47.442
3	32.590	100.2	44.337	84.4	29.652	84.1	1:46.579	9	32.561	96.0	43.450	82.1	30.029	83.9	1:46.040
4	33.177	98.0	43.997	81.4	30.351	84.3	1:47.525	10	33.019	98.3	42.734	88.5	29.883	83.1	1:45.636
5	32.405	97.1	44.067	83.8	29.941	84.8	1:46.413	11	32.951	97.7	44.251	81.6	30.995	83.5	1:48.197
6	32.782	97.8	44.152	85.4	29.846	83.3	1:46.780	12	33.754	95.1	44.247	84.6	29.766	84.0	1:47.767

41 John Hutchison (C2)								Lotus 18							
Lap	Sect-1	Speed	Sect-2	Speed	Sect-3	Speed	Laptime Pit	Lap	Sect-1	Speed	Sect-2	Speed	Sect-3	Speed	Laptime Pit
1		93.3	46.928	85.6	29.414	84.5	2:02.672	7	35.952	92.6	48.718	84.8	29.700	83.7	1:54.370
2	34.187	97.5	45.750	85.1	29.398	85.6	1:49.335	8	35.511	89.6	47.607	85.4	29.671	86.0	1:52.789
3	34.205	97.7	45.197	86.0	29.647	85.4	1:49.049	9	35.124	95.1	47.023	75.9	30.390	84.6	1:52.537
4	33.935	96.4	44.907	84.6	29.581	84.1	1:48.423	10	34.644	94.3	46.657	84.2	30.285	84.0	1:51.586
5	34.803	95.6	46.307	84.5	30.080	70.9	1:51.190	11	34.209	96.0	45.534	86.5	29.639	83.6	1:49.382
6	36.001	94.0	47.005	77.5	30.124	84.3	1:53.130	12	34.489	95.7	45.653	84.6	30.224	82.4	1:50.366

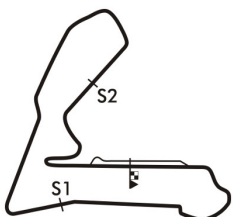
48 Jim Blockley (D2)								Caravelle Mk2							
Lap	Sect-1	Speed	Sect-2	Speed	Sect-3	Speed	Laptime Pit	Lap	Sect-1	Speed	Sect-2	Speed	Sect-3	Speed	Laptime Pit
1		103.2	42.665	91.6	28.635	90.9	1:52.507	4	30.447	105.7	40.785	91.7	28.183	90.7	1:39.415
2	31.320	104.2	40.940	95.5	30.282	84.9	1:42.542	5	30.534	105.4	40.968	92.8	27.713	92.1	1:39.215
3	31.013	104.7	40.957	93.3	28.315	88.2	1:40.285	6	30.658	103.4	40.588	94.0	27.961	76.3	1:39.207

62 Peter Hawkey (D2)								Lotus 20							
Lap	Sect-1	Speed	Sect-2	Speed	Sect-3	Speed	Laptime Pit	Lap	Sect-1	Speed	Sect-2	Speed	Sect-3	Speed	Laptime Pit
1		98.7	43.337	87.8	29.565	86.1	1:56.248	7	32.667	99.1	46.886	84.4	31.181	79.7	1:50.734
2	32.954	98.8	44.756	90.4	29.192	86.0	1:46.902	8	33.880	96.4	44.971	72.7	31.070	82.7	1:49.921
3	32.793	99.3	44.467	90.7	29.220	83.9	1:46.480	9	33.381	98.7	44.572	81.8	29.758	86.0	1:47.711
4	34.081	92.3	46.648	82.0	30.044	86.1	1:50.773	10	35.155	83.2	48.219	83.3	29.774	84.7	1:53.148
5	33.162	98.3	45.037	86.9	30.892	74.8	1:49.091	11	32.265	99.4	43.957	86.9	28.995	85.2	1:45.217
6	33.346	98.3	44.681	82.6	29.921	85.4	1:47.948	12	33.602	96.7	45.293	82.4	29.708	84.8	1:48.603

63 Laine Martin (D2)								Lotus 20							
Lap	Sect-1	Speed	Sect-2	Speed	Sect-3	Speed	Laptime Pit	Lap	Sect-1	Speed	Sect-2	Speed	Sect-3	Speed	Laptime Pit
1		108.2	42.682	87.6	28.424	88.0	1:51.772	8	30.697	108.1	41.129	94.0	27.966	94.3	1:39.792
2	31.134	107.5	41.015	95.1	28.048	94.1	1:40.197	9	30.705	106.7	41.784	91.7	27.873	95.1	1:40.362
3	30.365	108.8	40.603	95.2	28.433	86.7	1:39.401	10	30.765	107.2	41.451	88.1	28.240	94.4	1:40.456
4	30.581	108.6	40.673	95.1	28.629	93.1	1:39.883	11	30.330	106.4	40.582	93.3	28.221	91.8	1:39.133
5	30.616	108.8	40.338	95.3	27.722	95.3	1:38.676	12	30.320	107.7	40.249	92.8	27.779	93.6	1:38.348
6	30.398	108.4	41.232	93.7	28.193	82.1	1:39.823	13	30.264	109.1	40.830	91.1	28.424	81.0	1:39.518
7	31.261	107.4	41.262	93.6	28.197	87.7	1:40.720	14							

65 Peter Thompson (HFB)								Brabham BT21							
Lap	Sect-1	Speed	Sect-2	Speed	Sect-3	Speed	Laptime Pit	Lap	Sect-1	Speed	Sect-2	Speed	Sect-3	Speed	Laptime Pit
1		105.2	39.912	92.9	27.406	86.4	1:43.470	8	29.730	104.5	39.347	93.6	27.200	88.4	1:36.277
2	29.938	102.6	39.252	92.9	27.351	88.1	1:36.541	9	29.840	102.9	39.673	93.6	27.938	82.5	1:37.451
3	30.043	104.5	39.397	93.2	27.264	88.9	1:36.704	10	30.057	102.0	39.709	93.1	27.002	89.2	1:36.768
4	29.885	103.6	39.600	91.8	26.941	88.3	1:36.426	11	30.383	102.9	39.705	92.6	26.623	88.2	1:36.711
5	29.748	103.2	39.486	93.9	26.734	89.1	1:35.968	12	29.634	103.2	39.281	93.2	26.582	89.0	1:35.497
6	29.623	103.7	39.386	94.3	26.966	88.8	1:35.975	13	29.680	103.1	39.609	92.9	26.629	89.0	1:35.918
7	29.640	103.7	39.981	93.2	26.724	88.9	1:36.345	14							

69 Gregan Thruston (HFB)								Brabham BT21B							
Lap	Sect-1	Speed	Sect-2	Speed	Sect-3	Speed	Laptime Pit	Lap	Sect-1	Speed	Sect-2	Speed	Sect-3	Speed	Laptime Pit
1		101.1	40.831	86.0	28.137	84.7	1:47.824	5	30.546	106.2	40.213	92.2	28.986	83.5	1:39.745
2	30.918	101.5	40.103	91.9	28.726	86.4	1:39.747	6	30.515	104.0	40.362	88.0	27.687	87.7	1:38.564
3	30.999	102.8	39.636	93.3	27.563	87.4	1:38.198	7	29.909	104.4	39.544	93.7	29.806	87.2	1:39.259
4	31.156	101.7	40.154	92.2	28.246	84.1	1:39.556	8	30.567	102.8	40.637	83.8	28.228	86.4	1:39.432



Session Start: 11:36:38 - Finish: 11:57:28

Weather/Track Conditions: Sun/Dry

Circuit: Croft

Track Length: 3.380 Km - 2.1002 miles

Printed: 05-08-2018 - 12:00

# Croft 'Nostalgia Festival' Historic Race Meeting - 4 - 5 Aug 2018

## HSCC/FJHRA Silverline Historic Formula Junior including HSCC Historic Formula 3

### Race 10 - Sector Analysis

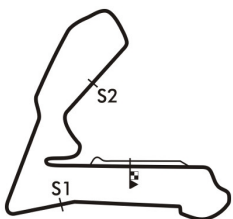
70 John Fyda (E1)								Brabham BT6							
lap	Sect-1	Speed	Sect-2	Speed	Sect-3	Speed	Laptime Pit	lap	Sect-1	Speed	Sect-2	Speed	Sect-3	Speed	Laptime Pit
1		108.9	40.775	95.7	27.432	96.3	1:45.962	8	30.230	111.1	39.898	96.1	28.279	95.2	1:38.407
2	30.152	112.2	40.474	96.6	27.098	97.8	1:37.724	9	31.326	109.8	40.620	96.3	27.936	96.4	1:39.882
3	29.871	111.8	40.422	95.9	26.980	96.1	1:37.273	10	29.674	111.7	40.083	95.5	27.721	97.0	1:37.478
4	30.362	110.4	40.256	96.3	27.165	96.0	1:37.783	11	31.105	110.2	39.675	96.6	27.384	95.6	1:38.164
5	29.975	110.7	40.120	96.4	27.615	95.7	1:37.710	12	29.704	111.8	39.801	90.9	28.159	96.8	1:37.664
6	30.777	109.5	40.430	95.3	27.062	95.9	1:38.269	13	30.054	103.9	40.226	95.6	28.122	95.9	1:38.402
7	30.116	110.6	40.580	94.3	27.556	95.7	1:38.252	14							

83 Jonathan Fyda (D2)								U2 Mk3							
lap	Sect-1	Speed	Sect-2	Speed	Sect-3	Speed	Laptime Pit	lap	Sect-1	Speed	Sect-2	Speed	Sect-3	Speed	Laptime Pit
1		105.7	40.850	93.3	28.375	91.2	1:48.457	8	30.030	108.4	40.101	92.6	27.865	91.8	1:37.996
2	30.970	108.9	40.123	93.2	27.917	92.8	1:39.010	9	30.121	107.9	40.784	91.9	27.616	92.8	1:38.521
3	30.138	108.9	40.248	92.4	28.119	91.3	1:38.505	10	29.867	106.9	40.124	91.7	28.045	91.7	1:38.036
4	30.878	107.0	39.956	92.4	27.942	90.9	1:38.776	11	30.110	107.2	42.042	92.1	28.132	90.8	1:40.284
5	30.172	108.1	39.848	91.6	28.087	91.7	1:38.107	12	30.712	107.4	40.963	91.6	28.760	90.6	1:40.435
6	30.204	106.9	40.271	91.6	27.722	94.7	1:38.197	13	31.202	106.2	41.097	90.9	28.994	88.5	1:41.293
7	30.050	107.4	40.185	92.8	27.803	92.8	1:38.038	14							

88 Lance Whitehead (D2)								Lotus 20							
lap	Sect-1	Speed	Sect-2	Speed	Sect-3	Speed	Laptime Pit	lap	Sect-1	Speed	Sect-2	Speed	Sect-3	Speed	Laptime Pit
1		101.2	43.916	89.8	29.453	81.8	1:59.479	4	32.531	101.4	43.777	87.6	29.147	89.5	1:45.455
2	32.090	100.8	44.614	89.0	29.196	89.4	1:45.900	5	31.823	103.6	43.790	87.8	28.754	89.0	1:44.367
3	31.939	104.7	43.852	89.4	29.459	88.2	1:45.250	6	32.044	102.6	43.860	87.5	29.224	88.1	1:45.128

96 Keith Messer (HFB)								Vesey Ford							
lap	Sect-1	Speed	Sect-2	Speed	Sect-3	Speed	Laptime Pit	lap	Sect-1	Speed	Sect-2	Speed	Sect-3	Speed	Laptime Pit
1		102.9	41.211	93.1	27.752	89.6	1:46.561	8	29.923	104.4	39.405	92.1	27.245	90.0	1:36.573
2	30.252	104.7	40.069	94.7	27.350	91.3	1:37.671	9	31.415	102.8	40.449	92.4	28.080	90.3	1:39.944
3	30.167	105.0	39.860	91.3	27.131	90.2	1:37.158	10	30.261	101.4	39.700	91.9	27.674	89.4	1:37.635
4	30.511	103.4	40.324	92.7	27.408	89.5	1:38.243	11	31.266	101.5	39.894	92.7	27.245	88.2	1:38.405
5	30.954	101.1	39.785	93.5	27.923	85.8	1:38.662	12	30.057	102.6	39.422	92.6	28.425	88.9	1:37.904
6	30.588	103.2	40.059	93.2	27.484	89.0	1:38.131	13	30.477	101.1	39.688	92.8	27.449	89.7	1:37.614
7	30.082	102.1	41.787	91.2	26.999	89.1	1:38.868	14							

122 Adrian Russell (E1)								Lotus 22							
lap	Sect-1	Speed	Sect-2	Speed	Sect-3	Speed	Laptime Pit	lap	Sect-1	Speed	Sect-2	Speed	Sect-3	Speed	Laptime Pit
1		105.0	41.153	93.7	28.067	94.0	1:48.507	8	29.769	111.1	39.825	96.6	28.056	93.3	1:37.650
2	30.271	110.9	39.762	96.4	27.372	93.6	1:37.405	9	31.096	108.8	40.014	93.9	27.464	94.4	1:38.574
3	29.607	110.7	39.148	96.1	27.707	92.8	1:36.462	10	29.981	106.0	40.167	94.7	27.620	93.1	1:37.768
4	29.748	111.1	40.930	95.5	27.473	93.5	1:38.151	11	30.211	108.6	39.745	94.7	27.609	93.2	1:37.565
5	29.724	109.7	39.863	96.4	27.763	92.6	1:37.350	12	29.683	108.4	40.054	95.1	27.899	93.2	1:37.636
6	29.765	109.8	40.276	96.3	29.129	91.1	1:39.170	13	30.284	107.9	39.408	94.4	28.142	93.5	1:37.834
7	29.862	112.0	39.599	95.5	27.584	93.5	1:37.045	14							



Session Start: 11:36:38 - Finish: 11:57:28

Weather/Track Conditions: Sun/Dry

Circuit: Croft

Track Length: 3.380 Km - 2.1002 miles

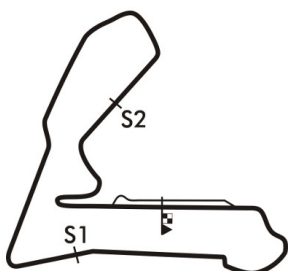
Printed: 05-08-2018 - 12:00

# Croft 'Nostalgia Festival' Historic Race Meeting - 4 - 5 Aug 2018

## HSCC/FJHRA Silverline Historic Formula Junior including HSCC Historic Formula 3

### Race 10 - Best Sector Times

	SECTOR 1			SECTOR 2			SECTOR 3			IDEAL / BEST LAP COMPARISON					
	NO	TIME	LAP	NO	TIME	LAP	NO	TIME	LAP	NO	NAME	BEST	IN	IDEAL	DIFF
1	1	28.810	13	11	38.658	2	26	26.379	3	11	Jon Milicevic	1:34.496	4	1:34.295	+0.201
2	11	29.151	4	1	38.968	12	11	26.486	2	1	Peter de la Roche	1:35.320	12	1:34.701	+0.619
3	26	29.416	3	26	39.130	3	2	26.496	11	65	Peter Thompson	1:35.497	12	1:35.457	+0.040
4	122	29.607	3	122	39.148	3	65	26.582	12	2	Barry Sew ell	1:36.439	12	1:35.842	+0.597
5	65	29.623	6	65	39.252	2	16	26.888	2	122	Adrian Russell	1:36.462	3	1:36.127	+0.335
6	70	29.674	10	2	39.326	12	1	26.923	12	96	Keith Messer	1:36.573	8	1:36.327	+0.246
7	83	29.867	10	96	39.405	8	70	26.980	3	70	John Fyda	1:37.273	3	1:36.329	+0.944
8	69	29.909	7	69	39.544	7	96	26.999	7	16	Mark Linstone	1:37.739	6	1:37.082	+0.657
9	96	29.923	8	70	39.675	11	122	27.372	2	83	Jonathan Fyda	1:37.996	8	1:37.331	+0.665
10	2	30.020	12	83	39.848	5	69	27.563	3	63	Laine Martin	1:38.348	12	1:38.235	+0.113
11	16	30.180	13	16	40.014	10	83	27.616	9	62	Peter Hawkey	1:45.217	11	1:44.597	+0.620
12	63	30.264	13	63	40.249	12	48	27.713	5	40	Chris Wilks	1:45.636	10	1:44.657	+0.979
13	48	30.447	4	48	40.588	6	63	27.722	5	13	John Arnold	1:45.687	10	1:45.263	+0.424
14	88	31.823	5	40	42.734	10	88	28.754	5	41	John Hutchison	1:48.423	4	1:48.240	+0.183
15	62	32.265	11	13	43.264	10	62	28.995	11	26	Steve Seaman	1:34.925	3	1:34.925	+0.000
16	40	32.405	5	62	43.337	1	13	29.119	1	69	Gregan Thruston	1:38.198	3	1:37.016	+1.182
17	13	32.880	3	88	43.777	4	41	29.398	2	48	Jim Blockley	1:39.207	6	1:38.748	+0.459
18	41	33.935	4	41	44.907	4	40	29.518	2	88	Lance Whitehead	1:44.367	5	1:44.354	+0.013
19	25			25			25			25	Bernard Brock				+



Session Start: 11:36:38 - Finish: 11:57:28

Weather/Track Conditions: Sun/Dry

Circuit: Croft

Track Length: 3.380 Km - 2.1002 miles

Printed: 05-08-2018 - 12:01

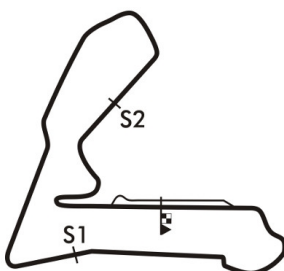


# Croft 'Nostalgia Festival' Historic Race Meeting - 4 - 5 Aug 2018

## HSCC/FJHRA Silverline Historic Formula Junior including HSCC Historic Formula 3

### Race 10 - Best Sector Speeds

	NO	SECTOR 1	MPH	NO	SECTOR 2	MPH	NO	SECTOR 3	MPH
1	1	Peter de la Roche	113.4	1	Peter de la Roche	98.4	70	John Fyda	97.8
2	70	John Fyda	112.2	26	Steve Seaman	97.7	1	Peter de la Roche	95.9
3	122	Adrian Russell	112.0	70	John Fyda	96.6	63	Laine Martin	95.3
4	26	Steve Seaman	109.7	122	Adrian Russell	96.6	26	Steve Seaman	94.9
5	63	Laine Martin	109.1	48	Jim Blockley	95.5	83	Jonathan Fyda	94.7
6	83	Jonathan Fyda	108.9	63	Laine Martin	95.3	122	Adrian Russell	94.4
7	2	Barry Sew ell	108.2	2	Barry Sew ell	95.2	48	Jim Blockley	92.1
8	11	Jon Milicevic	107.0	11	Jon Milicevic	94.8	16	Mark Linstone	91.7
9	69	Gregan Thruston	106.2	96	Keith Messer	94.7	2	Barry Sew ell	91.3
10	48	Jim Blockley	105.7	65	Peter Thompson	94.3	96	Keith Messer	91.3
11	65	Peter Thompson	105.2	69	Gregan Thruston	93.7	11	Jon Milicevic	90.4
12	96	Keith Messer	105.0	83	Jonathan Fyda	93.3	88	Lance Whitehead	89.5
13	88	Lance Whitehead	104.7	16	Mark Linstone	93.2	65	Peter Thompson	89.2
14	16	Mark Linstone	104.4	62	Peter Hawkey	90.7	69	Gregan Thruston	87.7
15	40	Chris Wilks	100.2	88	Lance Whitehead	89.8	62	Peter Hawkey	86.1
16	62	Peter Hawkey	99.4	40	Chris Wilks	88.5	41	John Hutchison	86.0
17	41	John Hutchison	97.7	41	John Hutchison	86.5	40	Chris Wilks	85.2
18	13	John Arnold	96.6	13	John Arnold	86.1	13	John Arnold	83.6
19	25	Bernard Brock	0.0	25	Bernard Brock	0.0	25	Bernard Brock	0.0



**Session Start: 11:36:38 - Finish: 11:57:28**

**Weather/Track Conditions: Sun/Dry**

**Circuit: Croft**

**Track Length: 3.380 Km - 2.1002 miles**

**Printed: 05-08-2018 - 12:01**





# Croft 'Nostalgia Festival' Historic Race Meeting - 4 - 5 Aug 2018

## HSCC/FJHRA Silverline Historic Formula Junior including HSCC Historic Formula 3

### Race 10 - Lap Chart

Lap 1			Lap 2			Lap 3			Lap 4			Lap 5			Lap 6		
NO	Behind	Laptime	NO	Behind	Laptime	NO	Behind	Laptime	NO	Behind	Laptime	NO	Behind	Laptime	NO	Behind	Laptime
11		1:40.361	11		1:34.530	11		1:35.046	11		1:34.496	11		1:34.823	11		1:35.285
65	3.109	1:43.470	65	5.120	1:36.541	26	5.209	1:34.925	26	6.359	1:35.646	26	8.020	1:36.484	26	8.731	1:35.996
26	3.607	1:43.968	26	5.330	1:36.253	65	6.778	1:36.704	65	8.708	1:36.426	65	9.853	1:35.968	65	10.543	1:35.975
1	4.644	1:45.005	1	6.777	1:36.663	1	7.826	1:36.095	1	9.674	1:36.344	1	11.257	1:36.406	1	12.188	1:36.216
70	5.601	1:45.962	70	8.795	1:37.724	70	11.022	1:37.273	70	14.309	1:37.783	70	17.196	1:37.710	70	20.180	1:38.269
96	6.200	1:46.561	96	9.341	1:37.671	96	11.453	1:37.158	96	15.200	1:38.243	122	18.619	1:37.350	96	21.885	1:38.131
69	7.463	1:47.824	122	11.021	1:37.405	122	12.437	1:36.462	122	16.092	1:38.151	96	19.039	1:38.662	122	22.504	1:39.170
83	8.096	1:48.457	83	12.576	1:39.010	69	15.832	1:38.198	83	20.315	1:38.776	83	23.599	1:38.107	16	26.350	1:37.739
122	8.146	1:48.507	69	12.680	1:39.747	83	16.035	1:38.505	16	20.582	1:38.360	16	23.896	1:38.137	83	26.511	1:38.197
2	8.999	1:49.360	16	13.169	1:38.365	16	16.718	1:38.595	69	20.892	1:39.556	2	25.389	1:38.649	2	28.287	1:38.183
16	9.334	1:49.695	2	14.305	1:39.836	2	17.603	1:38.344	2	21.563	1:38.456	69	25.814	1:39.745	69	29.093	1:38.564
63	11.411	1:51.772	63	17.078	1:40.197	63	21.433	1:39.401	63	26.820	1:39.883	63	30.673	1:38.676	63	35.211	1:39.823
48	12.146	1:52.507	48	20.158	1:42.542	48	25.397	1:40.285	48	30.316	1:39.415	48	34.708	1:39.215	48	38.630	1:39.207
62	15.887	1:56.248	62	28.259	1:46.902	62	39.693	1:46.480	88	51.651	1:45.455	88	1:01.195	1:44.367	88	1:11.038	1:45.128
40	17.067	1:57.428	40	29.065	1:46.528	40	40.598	1:46.579	40	53.627	1:47.525	40	1:05.217	1:46.413	40	1:16.712	1:46.780
13	17.533	1:57.894	13	30.474	1:47.471	88	40.692	1:45.250	13	54.027	1:46.981	13	1:05.400	1:46.196	13	1:16.971	1:46.856
88	19.118	1:59.479	88	30.488	1:45.900	13	41.542	1:46.114	62	55.970	1:50.773	62	1:10.238	1:49.091	62	1:22.901	1:47.948
41	22.311	2:02.672	41	37.116	1:49.335	41	51.119	1:49.049	41	1:05.046	1:48.423	41	1:21.413	1:51.190			

**Session Start: 11:36:38 - Finish: 11:57:28**

**Weather/Track Conditions: Sun/Dry**

**Circuit: Croft**

**Track Length: 3.380 Km - 2.1002 miles**

**Printed: 05-08-2018 - 12:01**

# Croft 'Nostalgia Festival' Historic Race Meeting - 4 - 5 Aug 2018

## HSCC/FJHRA Silverline Historic Formula Junior including HSCC Historic Formula 3

### Race 10 - Lap Chart

Lap 7			Lap 8			Lap 9			Lap 10			Lap 11			Lap 12		
NO	Behind	Laptime	NO	Behind	Laptime	NO	Behind	Laptime	NO	Behind	Laptime	NO	Behind	Laptime	NO	Behind	Laptime
11		1:35.910	11		1:36.748	11		1:37.594	11		1:36.476	11		1:35.337	11		1:36.025
41	1 LAP	1:53.130	62	1 LAP	1:50.734	13	1 LAP	1:46.529	13	1 LAP	1:46.302	65	12.030	1:36.711	65	11.502	1:35.497
65	10.978	1:36.345	65	10.507	1:36.277	40	1 LAP	1:47.442	65	10.656	1:36.768	1	13.472	1:37.303	1	12.767	1:35.320
1	12.944	1:36.666	1	12.825	1:36.629	65	10.364	1:37.451	40	1 LAP	1:46.040	13	1 LAP	1:45.687	122	30.652	1:37.636
70	22.522	1:38.252	41	1 LAP	1:54.370	1	12.363	1:37.132	1	11.506	1:35.619	40	1 LAP	1:45.636	70	31.937	1:37.664
122	23.639	1:37.045	70	24.181	1:38.407	62	1 LAP	1:49.921	62	1 LAP	1:47.711	122	29.041	1:37.565	13	1 LAP	1:48.547
96	24.843	1:38.868	122	24.541	1:37.650	122	25.521	1:38.574	122	26.813	1:37.768	70	30.298	1:38.164	96	33.124	1:37.904
83	28.639	1:38.038	96	24.668	1:36.573	70	26.469	1:39.882	70	27.471	1:37.478	96	31.245	1:38.405	40	1 LAP	1:48.197
16	28.985	1:38.545	83	29.887	1:37.996	96	27.018	1:39.944	96	28.177	1:37.635	2	34.916	1:37.561	2	35.330	1:36.439
2	29.692	1:37.315	16	30.145	1:37.908	83	30.814	1:38.521	83	32.374	1:38.036	16	37.111	1:40.011	16	39.082	1:37.996
69	32.442	1:39.259	2	30.459	1:37.515	16	30.993	1:38.442	16	32.437	1:37.920	83	37.321	1:40.284	83	41.731	1:40.435
63	40.021	1:40.720	69	35.126	1:39.432	2	31.395	1:38.530	2	32.692	1:37.773	62	1 LAP	1:53.148	62	1 LAP	1:45.217
26	40.398	2:07.577	63	43.065	1:39.792	41	1 LAP	1:52.789	63	49.813	1:40.456	63	53.609	1:39.133	63	55.932	1:38.348
13	1:27.883	1:46.822	26	46.350	1:42.700	63	45.833	1:40.362	41	1 LAP	1:52.537	41	1 LAP	1:51.586	41	1 LAP	1:49.382
40	1:28.322	1:47.520				26	56.228	1:47.472	26	1:05.271	1:45.519						

**Session Start: 11:36:38 - Finish: 11:57:28**

**Weather/Track Conditions: Sun/Dry**

**Circuit: Croft**

**Track Length: 3.380 Km - 2.1002 miles**

**Printed: 05-08-2018 - 12:01**

# Croft 'Nostalgia Festival' Historic Race Meeting - 4 - 5 Aug 2018

## HSCC/FJHRA Silverline Historic Formula Junior including HSCC Historic Formula 3

### Race 10 - Lap Chart

Lap 13		
NO	Behind	Laptime
11		1:37.857
65	9.563	1:35.918
1	11.670	1:36.760
122	30.629	1:37.834
70	32.482	1:38.402
96	32.881	1:37.614
2	35.574	1:38.101
16	39.968	1:38.743
13	1 LAP	1:47.036
40	1 LAP	1:47.767
83	45.167	1:41.293
63	57.593	1:39.518
62	1 LAP	1:48.603
41	1 LAP	1:50.366

Session Start: 11:36:38 - Finish: 11:57:28

Weather/Track Conditions: Sun/Dry

Circuit: Croft

Track Length: 3.380 Km - 2.1002 miles

Printed: 05-08-2018 - 12:01