



Historic Sports Car Club

Silverstone Finals Historic Race Meeting

Saturday 20th – Sunday 21st October 2018

Results Booklet



Timing & Results by MST SYSTEMS Ltd.
www.mstworld.com

© MST SYSTEMS Ltd. 2018

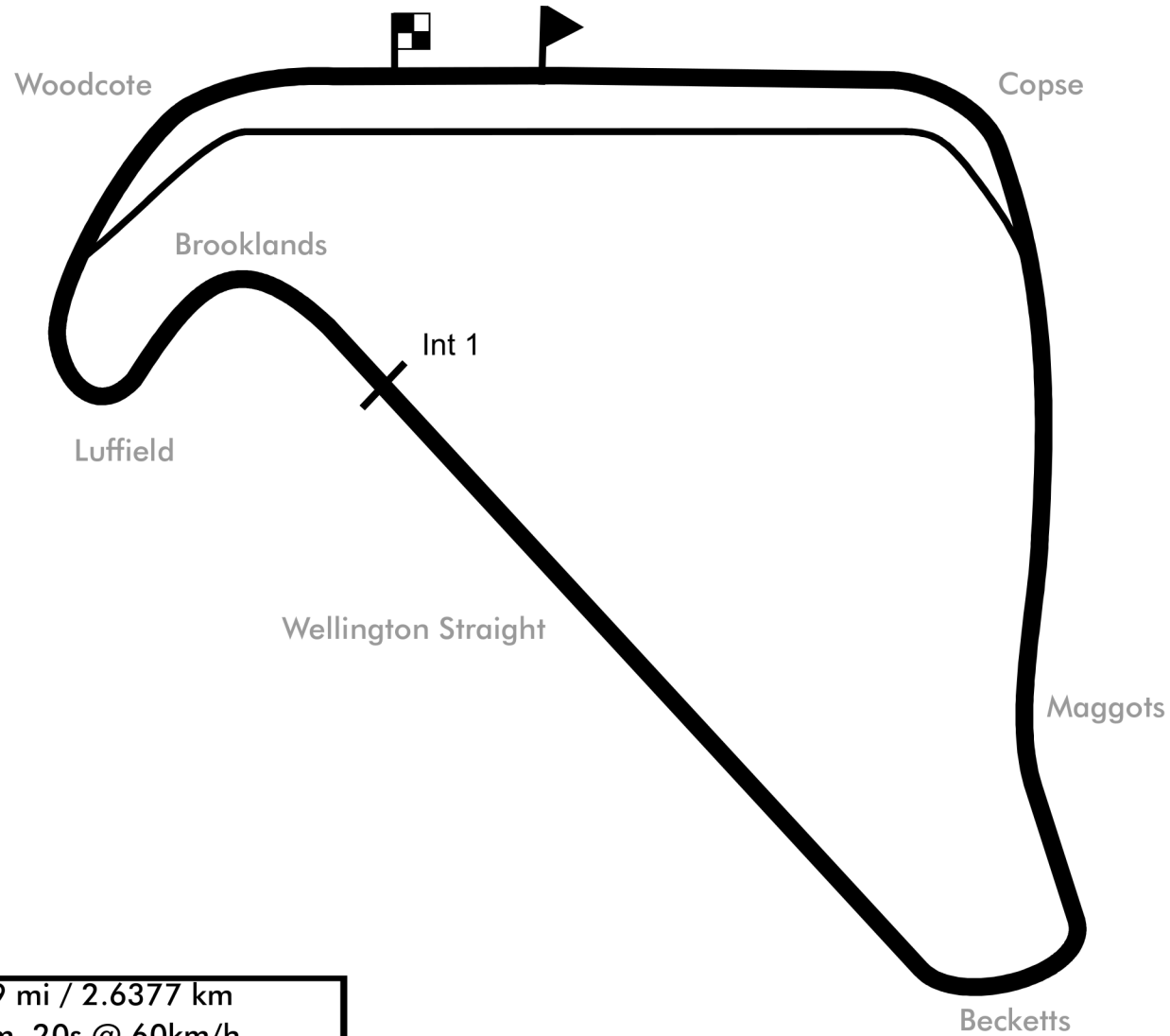
The Haysfield, Spring Lane North, Malvern, Worcestershire WR14 1GF
tel: +44 (0)1684 560614 email: motorsport@mstworld.com



Silverstone National Circuit

Towcester, Northamptonshire NN12 8TN

www.silverstone.co.uk



Circuit Length:	1.639 mi / 2.6377 km
Pit Lane:	336 m, 20s @ 60km/h
Intermediate 1:	1.678 km
Start line offset:	83.9 m

Silverstone Finals Historic Race Meeting - 20 - 21 Oct 2018

HSCC Historic Formula 3 Qualifying for Race 20 - Classification

Sheet No:

POS	NO	DRIVER/S	CLASS	CLASS POS	CAR MAKE / MODEL	TIME	ON	LAPS	GAP	DIFF	MPH
1	25	Andrew Hibberd	B	1	Brabham BT18	1:03.966	10	11			92.24
2	1	Jon Milicevic	B	2	Brabham BT21B	1:04.084	10	11	0.118	0.118	92.07
3	88	Michael Scott	B	3	Brabham BT28	1:05.097	7	11	1.131	1.013	90.64
4	61	Andy Jarvis	B	4	March 703	1:05.727	9	11	1.761	0.630	89.77
5	96	Michael Hibberd	B	5	Tecno F3	1:06.531	5	10	2.565	0.804	88.69
6	22	Simon Armer	B	6	March 703	1:06.809	8	11	2.843	0.278	88.32
7	26	Steve Seaman	B	7	Brabham BT21	1:06.978	11	11	3.012	0.169	88.09
8	16	Mark Linstone	B	8	Brabham BT21	1:07.385	9	11	3.419	0.407	87.56
9	8	Martyn Halliday	B	9	Chevron B15C	1:09.173	3	10	5.207	1.788	85.30
10	57	Simon Haughton	B	10	Chevron B15	1:09.400	9	10	5.434	0.227	85.02
11	37	Lincoln Small	INV	1	Brabham BT10	1:12.690	9	9	8.724	3.290	81.17

Car 61 requires a working transponder - Regulation Q12.2.1 refers.
A 30 second penalty will be applied if not working in the race.

Session Start: 09:33:14 - Finish: 09:45:16

Weather/Track Conditions: Sun/Dry

Circuit: Silverstone National

Track Length: 2.638 Km - 1.6390 miles

These results are provisional until the conclusion of any judicial and technical matters.

Clerk of the Course: <div style="text-align: right;">Julian Floyd</div>	Timekeeper: <div style="text-align: right;">Nick Palmer</div>	Issued at:
--	--	------------

Silverstone Finals Historic Race Meeting - 20 - 21 Oct 2018

HSCC Historic Formula 3

Qualifying for Race 20 - Sector Analysis

1 Jon Milicevic (B)						Brabham BT21B					
lap	Sect-1	Speed	Sect-2	Speed	Laptime Pit	lap	Sect-1	Speed	Sect-2	Speed	Laptime Pit
1	40.225	113.2	27.150	108.5	1:07.375	7	38.202	113.9	26.282	110.3	1:04.484
2	38.855	112.8	26.358	110.2	1:05.213	8	38.147	113.7	26.205	109.8	1:04.352
3	38.425	113.9	26.337	110.2	1:04.762	9	38.200	113.2	26.191	110.0	1:04.391
4	38.390	113.9	26.675	110.3	1:05.065	10	37.909	114.7	26.175	110.7	1:04.084
5	39.174	112.8	26.349	109.8	1:05.523	11	37.723	113.6	27.658	110.3	1:05.381
6	38.202	113.7	27.133	109.4	1:05.335	12					

8 Martyn Halliday (B)						Chevron B15C					
lap	Sect-1	Speed	Sect-2	Speed	Laptime Pit	lap	Sect-1	Speed	Sect-2	Speed	Laptime Pit
1	45.479	90.0	30.942	100.4	1:16.421	6	41.774	107.7	29.133	108.7	1:10.907
2	41.602	101.7	29.339	105.7	1:10.941	7	40.657	110.0	28.598	108.3	1:09.255
3	40.496	107.9	28.677	108.7	1:09.173	8	40.890	110.0	28.601	107.3	1:09.491
4	40.537	111.7	28.664	109.6	1:09.201	9	40.820	109.5	29.725	100.6	1:10.545
5	40.933	110.6	28.471	108.7	1:09.404	10	43.263	100.2	30.342	105.2	1:13.605

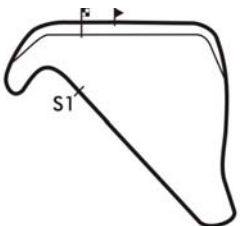
16 Mark Linstone (B)						Brabham BT21					
lap	Sect-1	Speed	Sect-2	Speed	Laptime Pit	lap	Sect-1	Speed	Sect-2	Speed	Laptime Pit
1	44.220	99.9	29.196	103.1	1:13.416	7	40.457	109.3	27.703	109.2	1:08.160
2	42.141	102.0	28.505	106.4	1:10.646	8	40.002	107.0	27.627	108.9	1:07.629
3	40.424	109.8	28.097	105.2	1:08.521	9	39.868	109.3	27.517	110.0	1:07.385
4	39.875	109.5	27.733	108.5	1:07.608	10	39.969	105.4	27.967	107.6	1:07.936
5	40.036	109.8	27.729	109.1	1:07.765	11	40.079	108.6	27.387	109.8	1:07.466
6	39.868	108.9	27.748	108.5	1:07.616	12					

22 Simon Armer (B)						March 703					
lap	Sect-1	Speed	Sect-2	Speed	Laptime Pit	lap	Sect-1	Speed	Sect-2	Speed	Laptime Pit
1	41.307	105.7	28.089	103.6	1:09.396	7	39.804	106.9	27.716	103.7	1:07.520
2	40.649	102.6	27.898	101.8	1:08.547	8	39.553	108.4	27.256	104.6	1:06.809
3	40.721	104.2	27.686	103.2	1:08.407	9	40.490	104.4	27.321	102.3	1:07.811
4	40.508	103.4	27.562	103.2	1:08.070	10	40.131	104.7	27.325	101.2	1:07.456
5	40.519	104.4	27.959	103.6	1:08.478	11	40.310	104.9	27.597	101.6	1:07.907
6	41.455	106.7	27.064	104.4	1:08.519	12					

25 Andrew Hibberd (B)						Brabham BT18					
lap	Sect-1	Speed	Sect-2	Speed	Laptime Pit	lap	Sect-1	Speed	Sect-2	Speed	Laptime Pit
1	40.041	112.0	27.747	114.0	1:07.788	7	38.167	115.7	26.194	111.5	1:04.361
2	40.073	113.7	26.637	111.3	1:06.710	8	38.225	113.9	26.115	110.9	1:04.340
3	38.470	115.5	26.642	109.1	1:05.112	9	38.601	113.0	26.046	111.3	1:04.647
4	38.502	116.7	25.920	113.4	1:04.422	10	38.108	114.1	25.858	111.3	1:03.966
5	38.515	115.3	26.255	113.0	1:04.770	11	38.055	113.9	25.933	111.7	1:03.988
6	38.943	113.7	26.263	112.4	1:05.206	12					

26 Steve Seaman (B)						Brabham BT21					
lap	Sect-1	Speed	Sect-2	Speed	Laptime Pit	lap	Sect-1	Speed	Sect-2	Speed	Laptime Pit
1	44.227	90.1	28.667	105.4	1:12.894	7	40.810	103.7	27.901	105.1	1:08.711
2	40.695	108.2	27.993	105.9	1:08.688	8	40.525	107.4	27.450	105.2	1:07.975
3	41.407	102.1	28.091	105.6	1:09.498	9	40.130	108.4	27.564	105.4	1:07.694
4	41.011	109.1	27.698	105.7	1:08.709	10	40.073	108.6	27.523	105.6	1:07.596
5	40.107	108.9	27.734	105.4	1:07.841	11	39.825	108.8	27.153	106.1	1:06.978
6	40.410	99.0	30.413	102.0	1:10.823	12					

37 Lincoln Small (INV)						Brabham BT10					
lap	Sect-1	Speed	Sect-2	Speed	Laptime Pit	lap	Sect-1	Speed	Sect-2	Speed	Laptime Pit
1	50.123	90.2	31.362	99.2	1:21.485	6	43.469	101.2	30.221	104.1	1:13.690
2	1:08.984	93.7	31.433	94.0	1:40.417	7	43.065	93.2	30.814	105.1	1:13.879
3	44.595	102.1	30.874	99.3	1:15.469	8	42.794	102.9	30.364	102.6	1:13.158
4	44.594	101.4	30.628	105.1	1:15.222	9	43.034	106.4	29.656	107.3	1:12.690
5	42.694	104.7	31.517	97.7	1:14.211	10					



Session Start: 09:33:14 - Finish: 09:45:16

Weather/Track Conditions: Sun/Dry

Circuit: Silverstone National

Track Length: 2.638 Km - 1.6390 miles

Printed: 21-10-2018 - 09:49

Silverstone Finals Historic Race Meeting - 20 - 21 Oct 2018

HSCC Historic Formula 3

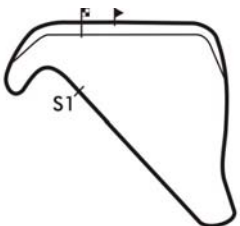
Qualifying for Race 20 - Sector Analysis

57 Simon Haughton (B)						Chevron B15					
lap	Sect-1	Speed	Sect-2	Speed	Laptime Pit	lap	Sect-1	Speed	Sect-2	Speed	Laptime Pit
1	48.691	94.7	31.094	99.3	1:19.785	6	42.307	104.9	29.058	101.5	1:11.365
2	45.126	101.2	29.875	101.2	1:15.001	7	41.746	106.0	29.176	103.7	1:10.922
3	43.584	98.5	29.364	102.1	1:12.948	8	41.602	103.7	28.366	104.6	1:09.968
4	44.002	104.9	28.731	103.7	1:12.733	9	41.119	106.5	28.281	103.7	1:09.400
5	43.117	101.8	29.183	102.4	1:12.300	10	41.222	106.5	28.365	102.6	1:09.587

61 Andy Jarvis (B)						March 703					
lap	Sect-1	Speed	Sect-2	Speed	Laptime Pit	lap	Sect-1	Speed	Sect-2	Speed	Laptime Pit
1					1:10.047	7					1:06.012
2					1:07.079	8					1:05.809
3					1:06.247	9					1:05.727
4					1:06.266	10					1:05.934
5					1:06.780	11					1:14.323
6					1:06.426	12					

88 Michael Scott (B)						Brabham BT28					
lap	Sect-1	Speed	Sect-2	Speed	Laptime Pit	lap	Sect-1	Speed	Sect-2	Speed	Laptime Pit
1	43.417	101.1	28.002	106.9	1:11.419	7	38.619	116.7	26.478	110.7	1:05.097
2	40.553	107.5	27.121	109.6	1:07.674	8	39.054	113.0	26.885	110.3	1:05.939
3	39.885	111.5	26.902	109.6	1:06.787	9	39.351	112.8	26.338	110.2	1:05.689
4	39.994	112.4	26.610	110.5	1:06.604	10	38.816	113.4	26.295	111.1	1:05.111
5	39.795	112.4	27.887	109.4	1:07.682	11	38.781	112.6	26.454	110.5	1:05.235
6	39.390	113.9	26.453	111.5	1:05.843	12					

96 Michael Hibberd (B)						Tecno F3					
lap	Sect-1	Speed	Sect-2	Speed	Laptime Pit	lap	Sect-1	Speed	Sect-2	Speed	Laptime Pit
1	43.265	102.8	29.017	108.3	1:12.282	6	44.424	87.6	30.585	108.2	1:15.009
2	41.863	108.2	28.433	109.6	1:10.296	7	39.573	111.7	27.106	109.2	1:06.679
3	40.531	113.4	27.626	106.4	1:08.157	8	39.728	111.5	27.092	108.9	1:06.820
4	40.372	113.9	28.587	109.2	1:08.959	9	39.703	111.7	26.888	109.2	1:06.591
5	39.453	113.2	27.078	111.1	1:06.531	10	39.997	111.5	Pit In		1:31.337



Session Start: 09:33:14 - Finish: 09:45:16

Weather/Track Conditions: Sun/Dry

Circuit: Silverstone National

Track Length: 2.638 Km - 1.6390 miles

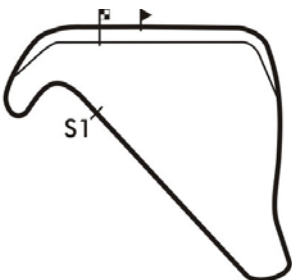
Printed: 21-10-2018 - 09:49

Silverstone Finals Historic Race Meeting - 20 - 21 Oct 2018

HSCC Historic Formula 3

Qualifying for Race 20 - Best Sector Times

SECTOR 1			SECTOR 2			IDEAL / BEST LAP COMPARISON						
NO	TIME	LAP	NO	TIME	LAP	NO	NAME	BEST	IN	IDEAL	DIFF	
1	1	37.723	11	25	25.858	10	25	Andrew Hibberd	1:03.966	10	1:03.913	+0.053
2	25	38.055	11	1	26.175	10	1	Jon Milicevic	1:04.084	10	1:03.898	+0.186
3	88	38.619	7	88	26.295	10	88	Michael Scott	1:05.097	7	1:04.914	+0.183
4	96	39.453	5	96	26.888	9	61	Andy Jarvis	1:05.727	9		+
5	22	39.553	8	22	27.064	6	96	Michael Hibberd	1:06.531	5	1:06.341	+0.190
6	26	39.825	11	26	27.153	11	22	Simon Armer	1:06.809	8	1:06.617	+0.192
7	16	39.868	6	16	27.387	11	26	Steve Seaman	1:06.978	11	1:06.978	+0.000
8	8	40.496	3	57	28.281	9	16	Mark Linstone	1:07.385	9	1:07.255	+0.130
9	57	41.119	9	8	28.471	5	8	Martyn Halliday	1:09.173	3	1:08.967	+0.206
10	37	42.694	5	37	29.656	9	57	Simon Haughton	1:09.400	9	1:09.400	+0.000
11	61			61			37	Lincoln Small	1:12.690	9	1:12.350	+0.340



Session Start: 09:33:14 - Finish: 09:45:16

Weather/Track Conditions: Sun/Dry

Circuit: Silverstone National

Track Length: 2.638 Km - 1.6390 miles

Printed: 21-10-2018 - 09:49

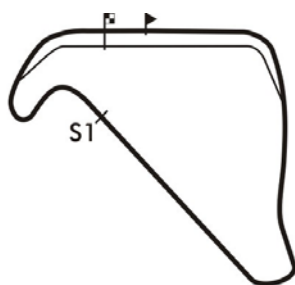


Silverstone Finals Historic Race Meeting - 20 - 21 Oct 2018

HSCC Historic Formula 3

Qualifying for Race 20 - Best Sector Speeds

	NO	SECTOR 1	MPH	NO	SECTOR 2	MPH
1	25	Andrew Hibberd	116.7	25	Andrew Hibberd	114.0
2	88	Michael Scott	116.7	88	Michael Scott	111.5
3	1	Jon Milicevic	114.7	96	Michael Hibberd	111.1
4	96	Michael Hibberd	113.9	1	Jon Milicevic	110.7
5	8	Martyn Halliday	111.7	16	Mark Linstone	110.0
6	16	Mark Linstone	109.8	8	Martyn Halliday	109.6
7	26	Steve Seaman	109.1	37	Lincoln Small	107.3
8	22	Simon Armer	108.4	26	Steve Seaman	106.1
9	57	Simon Haughton	106.5	22	Simon Armer	104.6
10	37	Lincoln Small	106.4	57	Simon Haughton	104.6
11	61	Andy Jarvis	0.0	61	Andy Jarvis	0.0



Session Start: 09:33:14 - Finish: 09:45:16

Weather/Track Conditions: Sun/Dry

Circuit: Silverstone National

Track Length: 2.638 Km - 1.6390 miles

Printed: 21-10-2018 - 09:49

Silverstone Finals Historic Race Meeting - 20 - 21 Oct 2018

HSCC Historic Formula 3

Race 20 - Starting Grid

Sheet No:

Start Time : 16:45 - Heat Duration : 20 Minutes

6			11	37	Lincoln Small	
5	10	57	Simon Haughton	9	8	Martyn Halliday
4	8	16	Mark Linstone	7	26	Steve Seaman
3	6	22	Simon Armer	5	96	Michael Hibberd
2	4	61	Andy Jarvis	3	88	Michael Scott
1	2	1	Jon Milicevic	1	25	Andrew Hibberd
ROW	Pole Left					

These results are provisional until the conclusion of any judicial and technical matters.

Circuit: Silverstone National
Track Length: 2.638 Km - 1.6390 miles

Clerk of the Course:

Timekeeper:

Issued at:

Julian Floyd

Nick Palmer



Printed : 21-10-2018 - 09:47

Results: www.mstworld.com. Live Timing: <https://livetiming.getraceresults.com/mst>. Email: timing@mstworld.com

Silverstone Finals Historic Race Meeting - 20 - 21 Oct 2018

HSCC Historic Formula 3 Race 20 - Classification

Sheet No:

POS	NO	DRIVER/S	CLASS	CLASS POS	CAR MAKE / MODEL	TIME	LAPS	GAP	DIFF	MPH	BEST	ON
1	1	Jon Milicevic	B	1	Brabham BT21B	20:38.100	19	-- 19 laps		90.55	1:04.150	18
2	25	Andrew Hibberd	B	2	Brabham BT18	20:44.283	19	6.183	6.183	90.09	1:04.086	7
3	88	Michael Scott	B	3	Brabham BT28	20:55.122	19	17.022	10.839	89.32	1:04.869	16
4	61	Andy Jarvis	B	4	March 703	20:57.964	19	19.864	2.842	89.12	1:05.277	6
5	96	Michael Hibberd	B	5	Tecno F3	21:05.366	19	27.266	7.402	88.60	1:05.676	8
6	22	Simon Armer	B	6	March 703	21:19.760	19	41.660	14.394	87.59	1:06.691	18
7	16	Mark Linstone	B	7	Brabham BT21	21:24.667	19	46.567	4.907	87.27	1:06.741	12
8	26	Steve Seaman	B	8	Brabham BT21	21:25.127	19	47.027	0.460	87.23	1:06.842	12
9	8	Martyn Halliday	B	9	Chevron B15C	21:28.445	19	50.345	3.318	87.00	1:06.593	12
10	37	Lincoln Small	INV	1	Brabham BT10	21:32.794	18	-- 18 laps	1:11.831	82.15	1:09.843	13
11	57	Simon Haughton	B	10	Chevron B15	21:35.161	18	2.367	2.367	82.00	1:09.546	13

----- FASTEST LAP SUMMARY -----

NO	DRIVER/S	CLASS	CAR MAKE / MODEL	FASTEST LAP	ON	MPH
25	Andrew Hibberd	B	Brabham BT18	1:04.086	7	92.07
37	Lincoln Small	INV	Brabham BT10	1:09.843	13	84.48

Session Start: 16:57:48 - Finish: 17:18:26

Weather/Track Conditions: Cloud/Dry

Circuit: Silverstone National

Track Length: 2.638 Km - 1.6390 miles

These results are provisional until the conclusion of any judicial and technical matters.

Clerk of the Course: <div style="text-align: right;">Julian Floyd</div>	Timekeeper: <div style="text-align: right;">Nick Palmer</div>	Issued at:
--	--	------------



Printed: 21-10-2018 - 17:19

Silverstone Finals Historic Race Meeting - 20 - 21 Oct 2018

HSCC Historic Formula 3

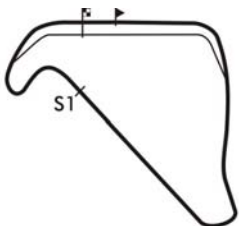
Race 20 - Sector Analysis

1 Jon Milicevic (B)						Brabham BT21B					
lap	Sect-1	Speed	Sect-2	Speed	Laptime Pit	lap	Sect-1	Speed	Sect-2	Speed	Laptime Pit
1		111.3	26.177	110.2	1:07.451	11	38.798	111.5	26.723	109.1	1:05.521
2	38.228	112.6	26.105	110.3	1:04.333	12	38.580	111.3	26.733	108.7	1:05.313
3	38.510	112.0	26.185	110.5	1:04.695	13	38.744	111.1	26.513	108.9	1:05.257
4	38.450	112.2	26.421	109.4	1:04.871	14	38.927	110.9	26.455	109.2	1:05.382
5	38.337	112.2	26.514	109.8	1:04.851	15	39.008	111.1	26.777	108.5	1:05.785
6	38.360	112.2	26.339	110.0	1:04.699	16	38.750	111.8	26.301	109.6	1:05.051
7	38.494	112.4	26.497	110.3	1:04.991	17	38.335	112.8	26.359	109.6	1:04.694
8	38.513	112.2	26.448	110.0	1:04.961	18	38.045	112.8	26.105	109.6	1:04.150
9	38.772	113.0	26.434	110.7	1:05.206	19	38.759	111.8	26.280	109.4	1:05.039
10	39.090	112.0	26.760	109.4	1:05.850	20					

8 Martyn Halliday (B)						Chevron B15C					
lap	Sect-1	Speed	Sect-2	Speed	Laptime Pit	lap	Sect-1	Speed	Sect-2	Speed	Laptime Pit
1		106.7	27.562	110.5	1:12.205	11	39.742	111.8	27.440	110.3	1:07.182
2	40.088	110.2	27.778	111.5	1:07.866	12	39.599	112.8	26.994	110.9	1:06.593
3	39.811	113.4	27.704	111.3	1:07.515	13	39.911	111.5	27.608	110.7	1:07.519
4	39.528	109.5	28.252	111.7	1:07.780	14	39.753	112.2	27.748	110.2	1:07.501
5	40.498	112.8	27.153	111.8	1:07.651	15	40.175	113.0	27.690	110.0	1:07.865
6	39.906	112.4	27.543	112.0	1:07.449	16	39.650	112.6	27.378	109.2	1:07.028
7	40.284	106.9	27.491	111.8	1:07.775	17	40.021	113.9	28.167	109.8	1:08.188
8	39.690	112.8	27.613	111.7	1:07.303	18	41.431	112.6	27.527	110.2	1:08.958
9	39.657	111.3	27.712	110.5	1:07.369	19	39.835	111.8	27.647	109.4	1:07.482
10	39.849	111.8	27.367	110.9	1:07.216	20					

16 Mark Linstone (B)						Brabham BT21					
lap	Sect-1	Speed	Sect-2	Speed	Laptime Pit	lap	Sect-1	Speed	Sect-2	Speed	Laptime Pit
1		112.4	27.432	109.1	1:11.770	11	39.626	109.1	27.201		1:06.827
2	39.937	108.8	27.570	109.8	1:07.507	12	39.566	109.5	27.175		1:06.741
3	39.445	109.5	27.489		1:06.934	13	39.709	109.5	27.481		1:07.190
4	39.873	109.8	27.529		1:07.402	14	39.734	108.9	27.460		1:07.194
5	40.130	109.5	27.659	110.2	1:07.789	15	39.839	109.8	27.528	108.9	1:07.367
6	39.574	110.0	27.587		1:07.161	16	39.991	110.9	27.207		1:07.198
7	40.216	108.8	27.860		1:08.076	17	41.835	108.2	27.444	108.2	1:09.279
8	39.870	109.5	27.563		1:07.433	18	40.015	108.9	27.285		1:07.300
9	39.717	109.7	27.398		1:07.115	19	40.130	109.1	27.236		1:07.366
10	39.661	108.9	27.357	108.9	1:07.018	20					

22 Simon Armer (B)						March 703					
lap	Sect-1	Speed	Sect-2	Speed	Laptime Pit	lap	Sect-1	Speed	Sect-2	Speed	Laptime Pit
1		108.8	27.448	106.8	1:12.716	11	39.869	104.5	27.176		1:07.045
2	40.132	107.9	27.683		1:07.815	12	39.683	105.4	27.219		1:06.902
3	39.702	109.5	27.715		1:07.417	13	39.735	104.7	27.076		1:06.811
4	39.689	108.4	27.120		1:06.809	14	39.616	106.7	27.098	105.2	1:06.714
5	39.645	106.7	27.718	107.8	1:07.363	15	39.741	106.5	26.953		1:06.694
6	39.773	109.7	27.454	105.6	1:07.227	16	40.502	104.9	27.880		1:08.382
7	39.800	108.9	26.964		1:06.764	17	39.833	105.8	27.101	104.4	1:06.934
8	39.947	104.7	27.170		1:07.117	18	39.569	106.0	27.122		1:06.691
9	39.676	105.7	27.092		1:06.768	19	39.608	106.4	27.138		1:06.746
10	39.785	105.2	27.060		1:06.845	20					



Session Start: 16:57:48 - Finish: 17:18:26

Weather/Track Conditions: Cloud/Dry

Circuit: Silverstone National

Track Length: 2.638 Km - 1.6390 miles

Printed: 21-10-2018 - 17:19

Silverstone Finals Historic Race Meeting - 20 - 21 Oct 2018

HSCC Historic Formula 3

Race 20 - Sector Analysis

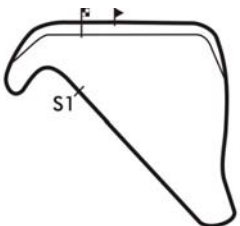
25 Andrew Hibberd (B)						Brabham BT18					
lap	Sect-1	Speed	Sect-2	Speed	Laptime Pit	lap	Sect-1	Speed	Sect-2	Speed	Laptime Pit
1		113.4	26.197	111.3	1:08.286	11	38.844	114.1	26.235	113.4	1:05.079
2	38.376	114.1	26.391	111.3	1:04.767	12	39.347	112.0	26.536	110.2	1:05.883
3	38.269	113.9	39.711	112.2	1:17.980	13	38.211	112.0	26.254	110.5	1:04.465
4	38.133	115.3	26.410	114.4	1:04.543	14	38.185	112.6	26.273	110.9	1:04.458
5	38.595	116.5	26.653	111.3	1:05.248	15	38.263	112.6	26.329	110.9	1:04.592
6	38.134	113.4	26.277	111.8	1:04.411	16	38.074	113.4	26.133	111.5	1:04.207
7	37.893	116.5	26.193	111.5	1:04.086	17	38.256	113.0	26.399	110.9	1:04.655
8	38.085	113.4	26.267	111.5	1:04.352	18	38.100	113.0	26.134	110.9	1:04.234
9	38.075	114.3	26.335	112.2	1:04.410	19	38.095	113.4	26.305	110.7	1:04.400
10	37.715	117.1	26.512	116.0	1:04.227	20					

26 Steve Seaman (B)						Brabham BT21					
lap	Sect-1	Speed	Sect-2	Speed	Laptime Pit	lap	Sect-1	Speed	Sect-2	Speed	Laptime Pit
1		111.3	27.154	108.2	1:11.027	11	39.511	110.2	27.358	110.5	1:06.869
2	39.833	111.1	27.611	107.5	1:07.444	12	39.457	109.3	27.385	108.5	1:06.842
3	39.984	108.6	28.183	108.0	1:08.167	13	39.603	109.3	27.428	109.8	1:07.031
4	39.839	109.7	27.493	108.7	1:07.332	14	39.757	110.0	27.456	108.3	1:07.213
5	40.018	111.7	27.842	109.1	1:07.860	15	39.691	110.4	27.287	107.6	1:06.978
6	39.730	109.7	27.663	107.6	1:07.393	16	39.339	109.7	27.851	107.3	1:07.190
7	40.692	109.5	27.358	108.3	1:08.050	17	41.898	108.2	27.790	108.2	1:09.688
8	39.783	110.4	27.193	109.6	1:06.976	18	39.856	109.8	27.418	108.9	1:07.274
9	39.676	108.2	27.430	108.9	1:07.106	19	40.098	112.2	27.586	106.4	1:07.684
10	39.474	110.2	27.529	110.5	1:07.003	20					

37 Lincoln Small (INV)						Brabham BT10					
lap	Sect-1	Speed	Sect-2	Speed	Laptime Pit	lap	Sect-1	Speed	Sect-2	Speed	Laptime Pit
1		99.0	30.850	98.5	1:19.908	10	41.560	109.7	29.177	103.7	1:10.737
2	44.426	100.2	30.757	103.7	1:15.183	11	42.513	108.1	28.857	103.6	1:11.370
3	42.253	107.2	30.076	104.4	1:12.329	12	41.604	106.0	29.521	105.9	1:11.125
4	42.531	107.2	29.968	100.9	1:12.499	13	41.013	111.7	28.830	104.2	1:09.843
5	42.508	109.1	29.577	103.1	1:12.085	14	41.842	111.5	28.811	105.2	1:10.653
6	41.956	110.0	29.130	104.1	1:11.086	15	41.422	110.7	29.278	102.4	1:10.700
7	41.459	106.0	29.527	103.9	1:10.986	16	42.233	111.8	29.108	108.9	1:11.341
8	41.401	110.9	29.193	103.2	1:10.594	17	42.003	104.2	29.393	106.1	1:11.396
9	42.238	112.4	28.607	104.1	1:10.845	18	41.140	111.5	28.974	106.6	1:10.114

57 Simon Haughton (B)						Chevron B15					
lap	Sect-1	Speed	Sect-2	Speed	Laptime Pit	lap	Sect-1	Speed	Sect-2	Speed	Laptime Pit
1		102.6	29.849	103.6	1:20.210	10	41.184	104.5	28.444	104.6	1:09.628
2	44.928	102.5	30.279	103.6	1:15.207	11	43.662	104.0	28.438	104.1	1:12.100
3	43.019	103.7	29.771	103.6	1:12.790	12	42.451	102.3	28.971	104.2	1:11.422
4	42.477	102.8	29.828	103.2	1:12.305	13	41.206	104.5	28.340	104.1	1:09.546
5	43.050	104.9	29.113	103.6	1:12.163	14	41.311	104.7	28.537	104.6	1:09.848
6	42.209	104.0	29.034	103.9	1:11.243	15	41.937	103.1	29.502	101.5	1:11.439
7	41.695	105.4	29.088	104.1	1:10.783	16	42.546	104.4	28.996	103.1	1:11.542
8	42.368	102.9	29.111	100.9	1:11.479	17	42.201	104.5	28.578	103.7	1:10.779
9	42.138	104.0	28.892	103.2	1:11.030	18	42.807	99.9	28.840	101.3	1:11.647

61 Andy Jarvis (B)						March 703					
lap	Sect-1	Speed	Sect-2	Speed	Laptime Pit	lap	Sect-1	Speed	Sect-2	Speed	Laptime Pit
1		111.8	26.764	109.6	1:09.548	11	39.634	113.2	26.519	112.6	1:06.153
2	39.260	112.0	26.884	110.3	1:06.144	12	39.799	114.1	26.416	108.3	1:06.215
3	38.858	110.9	27.205	107.8	1:06.063	13	39.351	113.0	27.521	99.6	1:06.872
4	38.991	109.5	26.913	107.1	1:05.904	14	40.001	107.9	26.572	106.8	1:06.573
5	39.118	107.9	26.588	107.8	1:05.706	15	40.200	107.9	26.578	107.1	1:06.778
6	38.714	111.3	26.563	106.8	1:05.277	16	38.754	109.5	26.627	106.2	1:05.381
7	39.011	108.2	26.844	106.6	1:05.855	17	39.472	107.9	26.520	106.8	1:05.992
8	39.193	108.1	26.962	106.9	1:06.155	18	39.419	108.1	26.654	105.9	1:06.073
9	39.228	107.5	26.680	106.6	1:05.908	19	39.279	107.7	26.699	107.1	1:05.978
10	38.910	109.5	26.479	107.1	1:05.389	20					



Session Start: 16:57:48 - Finish: 17:18:26

Weather/Track Conditions: Cloud/Dry

Circuit: Silverstone National

Track Length: 2.638 Km - 1.6390 miles

Printed: 21-10-2018 - 17:19

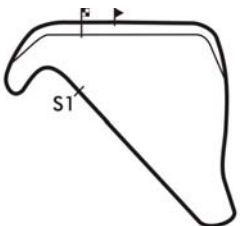
Silverstone Finals Historic Race Meeting - 20 - 21 Oct 2018

HSCC Historic Formula 3

Race 20 - Sector Analysis

88 Michael Scott (B)						Brabham BT28					
lap	Sect-1	Speed	Sect-2	Speed	Laptime Pit	lap	Sect-1	Speed	Sect-2	Speed	Laptime Pit
1		107.5	26.958	109.6		11	38.917	113.2	26.786	112.6	1:05.703
2	39.272	110.6	26.813	110.0		12	39.825	112.2	26.799	113.6	1:06.624
3	38.663	112.0	27.078	109.1		13	38.776	113.9	28.387	95.9	1:07.163
4	38.830	110.9	26.950	109.6		14	39.608	112.4	26.680	112.4	1:06.288
5	39.154	111.3	26.912	108.7		15	38.729	113.0	26.422	110.7	1:05.151
6	39.019	111.8	26.916	111.1		16	38.424	112.4	26.445	110.7	1:04.869
7	39.389	110.2	26.987	110.2		17	38.487	110.9	26.682	109.6	1:05.169
8	39.285	111.5	26.877	110.7		18	38.591	110.7	26.903	106.2	1:05.494
9	39.023	110.7	26.707	111.1		19	39.512	109.1	26.982	107.8	1:06.494
10	38.452	115.1	26.569	114.4		20					

96 Michael Hibberd (B)						Tecno F3					
lap	Sect-1	Speed	Sect-2	Speed	Laptime Pit	lap	Sect-1	Speed	Sect-2	Speed	Laptime Pit
1		112.2	27.262	109.4		11	39.248	110.0	26.813	108.3	1:06.061
2	39.768	111.1	27.156	109.1		12	39.235	110.4	26.900	109.4	1:06.135
3	39.407	110.6	27.000	108.9		13	39.774	110.6	27.553	108.0	1:07.327
4	39.605	110.0	27.245	108.9		14	39.386	110.2	27.196	108.2	1:06.582
5	39.203	109.7	26.976	108.3		15	39.377	109.8	26.777	108.5	1:06.154
6	39.576	109.1	27.187	108.3		16	39.456	109.8	26.780	108.0	1:06.236
7	39.425	109.7	26.856	110.7		17	39.461	109.5	27.006	108.2	1:06.467
8	38.809	111.7	26.867	109.4		18	39.858	110.0	26.769	108.2	1:06.627
9	39.055	110.2	26.870	108.5		19	39.246	109.5	26.905	107.5	1:06.151
10	39.185	110.2	26.948	108.7		20					



Session Start: 16:57:48 - Finish: 17:18:26

Weather/Track Conditions: Cloud/Dry

Circuit: Silverstone National

Track Length: 2.638 Km - 1.6390 miles

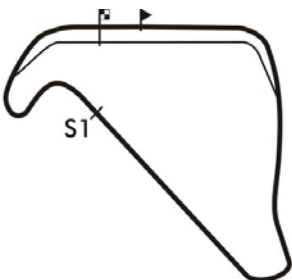
Printed: 21-10-2018 - 17:19

Silverstone Finals Historic Race Meeting - 20 - 21 Oct 2018

HSCC Historic Formula 3

Race 20 - Best Sector Times

	SECTOR 1			SECTOR 2			IDEAL / BEST LAP COMPARISON					
	NO	TIME	LAP	NO	TIME	LAP	NO	NAME	BEST	IN	IDEAL	DIFF
1	25	37.715	10	1	26.105	2	25	Andrew Hibberd	1:04.086	7	1:03.848	+0.238
2	1	38.045	18	25	26.133	16	1	Jon Milicevic	1:04.150	18	1:04.150	+0.000
3	88	38.424	16	61	26.416	12	88	Michael Scott	1:04.869	16	1:04.846	+0.023
4	61	38.714	6	88	26.422	15	61	Andy Jarvis	1:05.277	6	1:05.130	+0.147
5	96	38.809	8	96	26.769	18	96	Michael Hibberd	1:05.676	8	1:05.578	+0.098
6	26	39.339	16	22	26.953	15	8	Martyn Halliday	1:06.593	12	1:06.522	+0.071
7	16	39.445	3	8	26.994	12	22	Simon Armer	1:06.691	18	1:06.522	+0.169
8	8	39.528	4	26	27.154	1	16	Mark Linstone	1:06.741	12	1:06.620	+0.121
9	22	39.569	18	16	27.175	12	26	Steve Seaman	1:06.842	12	1:06.493	+0.349
10	37	41.013	13	57	28.340	13	57	Simon Haughton	1:09.546	13	1:09.524	+0.022
11	57	41.184	10	37	28.607	9	37	Lincoln Small	1:09.843	13	1:09.620	+0.223



Session Start: 16:57:48 - Finish: 17:18:26

Weather/Track Conditions: Cloud/Dry

Circuit: Silverstone National

Track Length: 2.638 Km - 1.6390 miles

Printed: 21-10-2018 - 17:20

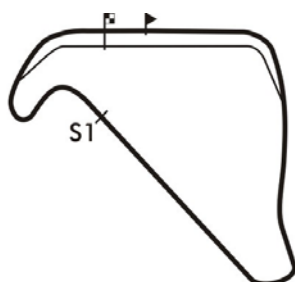


Silverstone Finals Historic Race Meeting - 20 - 21 Oct 2018

HSCC Historic Formula 3

Race 20 - Best Sector Speeds

	NO	SECTOR 1	MPH	NO	SECTOR 2	MPH
1	25	Andrew Hibberd	117.1	25	Andrew Hibberd	116.0
2	88	Michael Scott	115.1	88	Michael Scott	114.4
3	61	Andy Jarvis	114.1	61	Andy Jarvis	112.6
4	8	Martyn Halliday	113.9	8	Martyn Halliday	112.0
5	1	Jon Milicevic	113.0	1	Jon Milicevic	110.7
6	16	Mark Linstone	112.4	96	Michael Hibberd	110.7
7	37	Lincoln Small	112.4	26	Steve Seaman	110.5
8	26	Steve Seaman	112.2	16	Mark Linstone	110.2
9	96	Michael Hibberd	112.2	37	Lincoln Small	108.9
10	22	Simon Armer	109.7	22	Simon Armer	107.8
11	57	Simon Haughton	105.4	57	Simon Haughton	104.6



Session Start: 16:57:48 - Finish: 17:18:26

Weather/Track Conditions: Cloud/Dry

Circuit: Silverstone National

Track Length: 2.638 Km - 1.6390 miles

Printed: 21-10-2018 - 17:20

Silverstone Finals Historic Race Meeting - 20 - 21 Oct 2018

HSCC Historic Formula 3

Race 20 - Lap Chart

Lap 1			Lap 2			Lap 3			Lap 4			Lap 5			Lap 6		
NO	Behind	Laptime	NO	Behind	Laptime	NO	Behind	Laptime	NO	Behind	Laptime	NO	Behind	Laptime	NO	Behind	Laptime
1		1:07.451	1		1:04.333	1		1:04.695	1		1:04.871	1		1:04.851	1		1:04.699
25	0.835	1:08.286	25	1.269	1:04.767	88	4.618	1:05.741	88	5.527	1:05.780	88	6.742	1:06.066	61	7.742	1:05.277
88	1.820	1:09.271	88	3.572	1:06.085	61	5.276	1:06.063	61	6.309	1:05.904	61	7.164	1:05.706	88	7.978	1:05.935
61	2.097	1:09.548	61	3.908	1:06.144	96	7.340	1:06.407	96	9.319	1:06.850	96	10.647	1:06.179	96	12.711	1:06.763
96	3.037	1:10.488	96	5.628	1:06.924	16	9.732	1:06.934	16	12.263	1:07.402	25	14.623	1:05.248	25	14.335	1:04.411
26	3.576	1:11.027	26	6.687	1:07.444	26	10.159	1:08.167	26	12.620	1:07.332	16	15.201	1:07.789	16	17.663	1:07.161
16	4.319	1:11.770	16	7.493	1:07.507	8	11.107	1:07.515	22	13.407	1:06.809	26	15.629	1:07.860	26	18.323	1:07.393
8	4.754	1:12.205	8	8.287	1:07.866	22	11.469	1:07.417	8	14.016	1:07.780	22	15.919	1:07.363	22	18.447	1:07.227
22	5.265	1:12.716	22	8.747	1:07.815	25	14.554	1:17.980	25	14.226	1:04.543	8	16.816	1:07.651	8	19.566	1:07.449
37	12.457	1:19.908	37	23.307	1:15.183	37	30.941	1:12.329	37	38.569	1:12.499	37	45.803	1:12.085	37	52.190	1:11.086
57	12.759	1:20.210	57	23.633	1:15.207	57	31.728	1:12.790	57	39.162	1:12.305	57	46.474	1:12.163	57	53.018	1:11.243

Session Start: 16:57:48 - Finish: 17:18:26

Weather/Track Conditions: Cloud/Dry

Circuit: Silverstone National

Track Length: 2.638 Km - 1.6390 miles

Printed: 21-10-2018 - 17:20

Silverstone Finals Historic Race Meeting - 20 - 21 Oct 2018

HSCC Historic Formula 3

Race 20 - Lap Chart

Lap 7			Lap 8			Lap 9			Lap 10			Lap 11			Lap 12		
NO	Behind	Laptime	NO	Behind	Laptime	NO	Behind	Laptime	NO	Behind	Laptime	NO	Behind	Laptime	NO	Behind	Laptime
1		1:04.991	1		1:04.961	1		1:05.206	1		1:05.850	1		1:05.521	1		1:05.313
61	8.606	1:05.855	61	9.800	1:06.155	57	1 LAP	1:11.479	37	1 LAP	1:10.845	37	1 LAP	1:10.737	25	10.530	1:05.883
88	9.363	1:06.376	88	10.564	1:06.162	61	10.502	1:05.908	57	1 LAP	1:11.030	57	1 LAP	1:09.628	61	11.575	1:06.215
25	13.430	1:04.086	25	12.821	1:04.352	88	11.088	1:05.730	61	10.041	1:05.389	25	9.960	1:05.079	88	11.752	1:06.624
96	14.001	1:06.281	96	14.716	1:05.676	25	12.025	1:04.410	88	10.259	1:05.021	88	10.441	1:05.703	37	1 LAP	1:11.370
22	20.220	1:06.764	22	22.376	1:07.117	96	15.435	1:05.925	25	10.402	1:04.227	61	10.673	1:06.153	57	1 LAP	1:12.100
16	20.748	1:08.076	16	23.220	1:07.433	22	23.938	1:06.768	96	15.718	1:06.133	96	16.258	1:06.061	96	17.080	1:06.135
26	21.382	1:08.050	26	23.397	1:06.976	16	25.129	1:07.115	22	24.933	1:06.845	22	26.457	1:07.045	22	28.046	1:06.902
8	22.350	1:07.775	8	24.692	1:07.303	26	25.297	1:07.106	16	26.297	1:07.018	16	27.603	1:06.827	16	29.031	1:06.741
37	58.185	1:10.986	37	1:03.818	1:10.594	8	26.855	1:07.369	26	26.450	1:07.003	26	27.798	1:06.869	26	29.327	1:06.842
57	58.810	1:10.783							8	28.221	1:07.216	8	29.882	1:07.182	8	31.162	1:06.593

Session Start: 16:57:48 - Finish: 17:18:26

Weather/Track Conditions: Cloud/Dry

Circuit: Silverstone National

Track Length: 2.638 Km - 1.6390 miles

Printed: 21-10-2018 - 17:20

Silverstone Finals Historic Race Meeting - 20 - 21 Oct 2018

HSCC Historic Formula 3

Race 20 - Lap Chart

Lap 13			Lap 14			Lap 15			Lap 16			Lap 17			Lap 18		
NO	Behind	Laptime	NO	Behind	Laptime	NO	Behind	Laptime	NO	Behind	Laptime	NO	Behind	Laptime	NO	Behind	Laptime
1		1:05.257	1		1:05.382	1		1:05.785	1		1:05.051	1		1:04.694	1		1:04.150
25	9.738	1:04.465	25	8.814	1:04.458	25	7.621	1:04.592	25	6.777	1:04.207	25	6.738	1:04.655	25	6.822	1:04.234
61	13.190	1:06.872	61	14.381	1:06.573	88	13.930	1:05.151	88	13.748	1:04.869	88	14.223	1:05.169	88	15.567	1:05.494
88	13.658	1:07.163	88	14.564	1:06.288	61	15.374	1:06.778	61	15.704	1:05.381	61	17.002	1:05.992	61	18.925	1:06.073
96	19.150	1:07.327	96	20.350	1:06.582	96	20.719	1:06.154	96	21.904	1:06.236	96	23.677	1:06.467	96	26.154	1:06.627
37	1 LAP	1:11.125	37	1 LAP	1:09.843	37	1 LAP	1:10.653	22	35.172	1:08.382	22	37.412	1:06.934	22	39.953	1:06.691
57	1 LAP	1:11.422	57	1 LAP	1:09.546	57	1 LAP	1:09.848	37	1 LAP	1:10.700	16	41.090	1:09.279	16	44.240	1:07.300
22	29.600	1:06.811	22	30.932	1:06.714	22	31.841	1:06.694	26	36.264	1:07.190	26	41.258	1:09.688	26	44.382	1:07.274
16	30.964	1:07.190	16	32.776	1:07.194	26	34.125	1:06.978	16	36.505	1:07.198	37	1 LAP	1:11.341	8	47.902	1:08.958
26	31.101	1:07.031	26	32.932	1:07.213	16	34.358	1:07.367	57	1 LAP	1:11.439	8	43.094	1:08.188	37	1 LAP	1:11.396
8	33.424	1:07.519	8	35.543	1:07.501	8	37.623	1:07.865	8	39.600	1:07.028	57	1 LAP	1:11.542	57	1 LAP	1:10.779

Session Start: 16:57:48 - Finish: 17:18:26

Weather/Track Conditions: Cloud/Dry

Circuit: Silverstone National

Track Length: 2.638 Km - 1.6390 miles

Printed: 21-10-2018 - 17:20

Silverstone Finals Historic Race Meeting - 20 - 21 Oct 2018

HSCC Historic Formula 3

Race 20 - Lap Chart

Lap 19		
NO	Behind	Laptime
1		1:05.039
25	6.183	1:04.400
88	17.022	1:06.494
61	19.864	1:05.978
96	27.266	1:06.151
22	41.660	1:06.746
16	46.567	1:07.366
26	47.027	1:07.684
8	50.345	1:07.482
37	1 LAP	1:10.114
57	1 LAP	1:11.647

Session Start: 16:57:48 - Finish: 17:18:26

Weather/Track Conditions: Cloud/Dry

Circuit: Silverstone National

Track Length: 2.638 Km - 1.6390 miles

Printed: 21-10-2018 - 17:20