



OultonPark

Historic Sports Car Club

Oulton Park Gold Cup

Saturday 25th – Monday 27th August 2018

Results Booklet



Timing & Results by MST SYSTEMS Ltd.
www.mstworld.com

© MST SYSTEMS Ltd. 2018

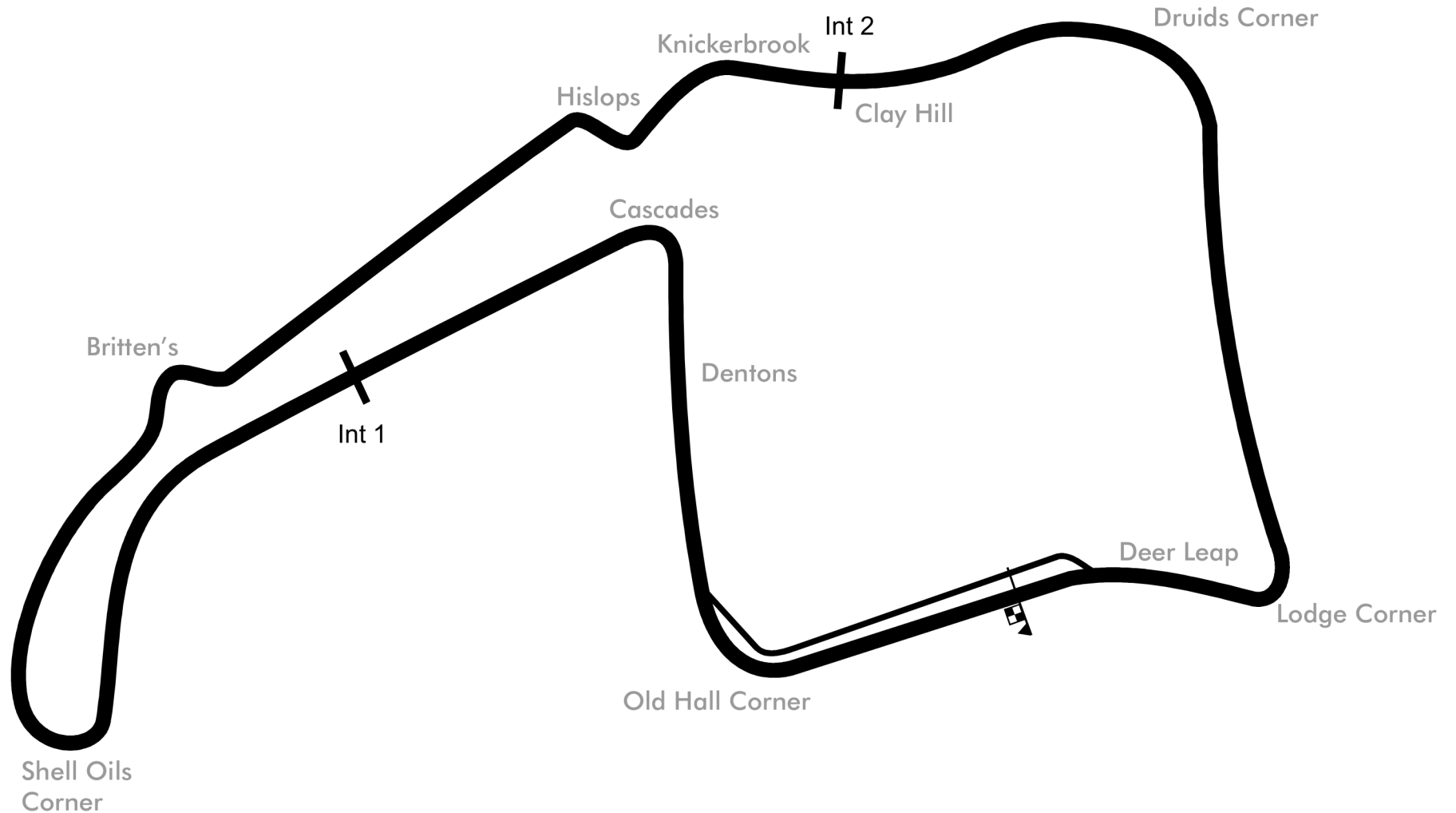
The Haysfield, Spring Lane North, Malvern, Worcestershire WR14 1GF
tel: +44 (0)1684 560614 email: motorsport@mstworld.com



Oulton Park Circuit

Little Budworth, Tarporley, Cheshire CW69BW

www.oultontpark.co.uk



Circuit Length: 2.692 M / 4.332 km
Pit Lane: 200m, 12s @ 60km/h
Intermediate 1: 1.168 km
Intermediate 2: 3.077 km
Start line offset: 0 m

Oulton Park Gold Cup Historic Race Meeting - 25 - 27 Aug 2018

HSCC Historic Formula 3 Qualifying for Race 9 - Classification

Sheet No:

POS	NO	DRIVER/S	CLASS	CLASS POS	CAR MAKE / MODEL	TIME	ON	LAPS	GAP	DIFF	MPH
1	1	Jon Milicevic	B	1	Brabham BT21B	1:51.384	7	8			87.00
2	25	Andrew Hibberd	B	2	Brabham BT18	1:51.492	7	8	0.108	0.108	86.92
3	41	Enrico Spaggiari	B	3	Lotus 41	1:55.371	5	8	3.987	3.879	83.99
4	65	Peter Thompson	B	4	Brabham BT21	1:56.221	7	8	4.837	0.850	83.38
5	88	Michael Scott	B	5	Brabham BT28	1:56.668	8	8	5.284	0.447	83.06
6	82	Marcus Mussa	B	6	Tecno F3	1:57.138	7	8	5.754	0.470	82.73
7	69	Gregan Thruston	B	7	Brabham BT21B	1:57.456	8	8	6.072	0.318	82.50
8	2	Barry Sewell	B	8	Lotus 41	1:58.534	8	8	7.150	1.078	81.75
9	34	Jim Blockley	B	9	Brabham BT21B-16	1:58.924	8	8	7.540	0.390	81.48
10	6	Leif Bosson	B	10	Brabham BT28	1:59.385	7	8	8.001	0.461	81.17
11	96	Keith Messer	B	11	Vesey Ford	1:59.410	5	8	8.026	0.025	81.15
12	89	James Long	A	1	Brabham BT15	1:59.706	5	8	8.322	0.296	80.95
13	16	Mark Linstone	B	12	Brabham BT21	2:00.497	5	8	9.113	0.791	80.42
14	8	Martyn Halliday	B	13	Chevron B15C	2:01.409	6	8	10.025	0.912	79.82
15	57	Simon Haughton	B	14	Chevron B15	2:02.172	7	7	10.788	0.763	79.32
16	44	Peter Hamilton	B	15	Tecno	2:04.648	7	7	13.264	2.476	77.74

Session Start: 16:07:56 - Finish: 16:23:07
Weather/Track Conditions: Bright/Dry
Circuit: Oulton Park International
Track Length: 4.332 Km - 2.6918 miles

These results are provisional until the conclusion of any judicial and technical matters.

Clerk of the Course: <div style="text-align: right;">Julian Floyd</div>	Timekeeper: <div style="text-align: right;">Nick Palmer</div>	Issued at:
--	--	------------



Printed: 25-08-2018 - 16:25

Oulton Park Gold Cup Historic Race Meeting - 25 - 27 Aug 2018

HSCC Historic Formula 3

Qualifying for Race 9 - Sector Analysis

1 Jon Milicevic (B)								Brabham BT21B							
lap	Sect-1	Speed	Sect-2	Speed	Sect-3	Speed	Laptime Pit	lap	Sect-1	Speed	Sect-2	Speed	Sect-3	Speed	Laptime Pit
1	Out	107.9	56.980	93.7	32.034	98.9	1:58.395	5	27.228	112.0	54.022	95.2	31.034	102.3	1:52.284
2	27.648	112.6	54.273	96.4	31.164	100.5	1:53.085	6	27.255	111.8	53.197	96.0	30.948	100.5	1:51.400
3	27.363	112.2	53.783	96.0	30.989	101.6	1:52.135	7	27.309	112.0	53.143	96.1	30.932	102.0	1:51.384
4	27.282	112.2	53.463	94.9	31.064	100.5	1:51.809	8	28.703	111.8	53.247	95.6	30.962	101.9	1:52.912

2 Barry Sewell (B)								Lotus 41							
lap	Sect-1	Speed	Sect-2	Speed	Sect-3	Speed	Laptime Pit	lap	Sect-1	Speed	Sect-2	Speed	Sect-3	Speed	Laptime Pit
1	Out	95.9	1:03.316	79.6	36.581	93.2	2:11.252	5	29.387	107.1	57.811	90.9	33.792	98.1	2:00.990
2	30.260	105.6	58.758	90.4	33.559	96.5	2:02.577	6	29.038	108.4	57.452	88.7	33.334	97.6	1:59.824
3	29.654	107.6	58.219	90.0	33.430	97.4	2:01.303	7	29.034	108.3	57.169	92.6	33.114	97.3	1:59.317
4	29.610	106.2	59.210	91.7	33.966	97.9	2:02.786	8	29.028	108.3	56.481	92.3	33.025	96.9	1:58.534

6 Leif Bosson (B)								Brabham BT28							
lap	Sect-1	Speed	Sect-2	Speed	Sect-3	Speed	Laptime Pit	lap	Sect-1	Speed	Sect-2	Speed	Sect-3	Speed	Laptime Pit
1	Out	102.1	1:02.306	87.9	34.960	98.7	2:08.500	5	29.238	106.1	57.636	93.9	33.221	99.3	2:00.095
2	30.229	106.4	58.503	93.9	33.825	98.9	2:02.557	6	29.166	108.3	57.315	93.7	33.175	98.9	1:59.656
3	29.960	106.4	57.567	94.0	33.735	98.1	2:01.262	7	28.882	108.6	56.708	93.0	33.795	98.7	1:59.385
4	29.329	107.6	57.552	94.1	33.636	100.2	2:00.517	8	29.288	106.4	57.953	94.5	32.830	101.3	2:00.071

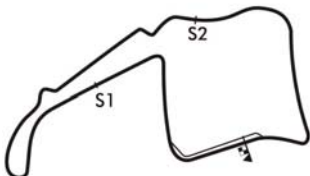
8 Martyn Halliday (B)								Chevron B15C							
lap	Sect-1	Speed	Sect-2	Speed	Sect-3	Speed	Laptime Pit	lap	Sect-1	Speed	Sect-2	Speed	Sect-3	Speed	Laptime Pit
1	Out	88.4	1:07.444	88.6	35.696	94.2	2:16.392	5	29.621	112.6	57.712	96.0	34.415	100.3	2:01.748
2	30.193	106.7	59.647	93.6	33.813	99.0	2:03.653	6	29.368	111.7	58.580	97.4	33.461	96.9	2:01.409
3	29.683	110.4	58.327	95.9	33.432	100.2	2:01.442	7	29.958	108.4	1:00.159	88.3	35.078	98.7	2:05.195
4	29.878	108.6	59.990	94.1	35.287	100.2	2:05.155	8	29.960	109.5	59.785	94.7	34.181	96.3	2:03.926

16 Mark Linstone (B)								Brabham BT21							
lap	Sect-1	Speed	Sect-2	Speed	Sect-3	Speed	Laptime Pit	lap	Sect-1	Speed	Sect-2	Speed	Sect-3	Speed	Laptime Pit
1	Out	91.8	1:03.012	89.2	34.851	99.3	2:07.982	5	29.658	109.7	57.576	94.1	33.263	99.5	2:00.497
2	30.672	106.7	59.203	93.5	34.311	99.6	2:04.186	6	29.894	108.4	57.781	92.7	34.062	98.0	2:01.737
3	30.055	107.1	59.010	93.5	33.808	99.5	2:02.873	7	29.680	107.6	58.610	91.6	33.711	98.7	2:02.001
4	30.037	106.7	1:01.449	91.2	34.005	99.9	2:05.491	8	30.092	107.6	58.203	94.0	33.897	97.9	2:02.192

25 Andrew Hibberd (B)								Brabham BT18							
lap	Sect-1	Speed	Sect-2	Speed	Sect-3	Speed	Laptime Pit	lap	Sect-1	Speed	Sect-2	Speed	Sect-3	Speed	Laptime Pit
1	Out	108.8	58.112	94.8	32.907	101.3	1:58.836	5	Out	112.4	54.190	98.4	37.587	101.7	3:04.284 P
2	27.932	112.2	55.120	95.3	31.849	101.9	1:54.901	6	27.649	114.3	54.191	97.8	30.803	105.7	1:52.643
3	27.980	112.6	54.546	97.5	31.240	102.6	1:53.766	7	27.559	113.2	53.375	98.8	30.558	103.4	1:51.492
4	27.899	111.8	54.105	97.8			1:57.969	8	27.129	115.5	1:04.168	97.4	32.848	90.8	2:04.145

34 Jim Blockley (B)								Brabham BT21B-16							
lap	Sect-1	Speed	Sect-2	Speed	Sect-3	Speed	Laptime Pit	lap	Sect-1	Speed	Sect-2	Speed	Sect-3	Speed	Laptime Pit
1	Out	94.8	1:01.082	87.1	34.228	95.0	2:08.423	5	30.830	103.0	56.962	91.8	33.410	96.0	2:01.202
2	29.914	106.1	58.208	91.7	33.178	97.1	2:01.300	6	29.214	107.4	57.299	91.8	32.666	98.7	1:59.179
3	30.561	103.3	57.129	91.1	33.082	98.7	2:00.772	7	29.074	107.9	56.714	93.1	33.589	95.4	1:59.377
4	29.321	107.6	57.352	91.7	33.028	96.7	1:59.701	8	28.983	108.4	57.571	91.2	32.370	98.0	1:58.924

41 Enrico Spaggiari (B)								Lotus 41							
lap	Sect-1	Speed	Sect-2	Speed	Sect-3	Speed	Laptime Pit	lap	Sect-1	Speed	Sect-2	Speed	Sect-3	Speed	Laptime Pit
1	Out	98.9	1:05.788	86.0	35.047	94.0	2:13.477	5	28.216	108.6	55.022	95.2	32.133	98.6	1:55.371
2	30.571	107.2	57.556	91.7	33.062	97.6	2:01.189	6	28.051	110.6	55.425	95.7	32.430	99.9	1:55.906
3	29.142	107.6	56.433	92.8	32.587	96.3	1:58.162	7	28.516	109.7	55.004	95.5	32.103	98.9	1:55.623
4	28.802	108.6	56.533	92.8	32.548	97.6	1:57.883	8	27.838	107.8	56.746	94.8	31.903	98.3	1:56.487



Session Start: 16:07:56 - Finish: 16:23:07

Weather/Track Conditions: Bright/Dry

Circuit: Oulton Park International

Track Length: 4.332 Km - 2.6918 miles

Printed: 25-08-2018 - 16:29

Oulton Park Gold Cup Historic Race Meeting - 25 - 27 Aug 2018

HSCC Historic Formula 3

Qualifying for Race 9 - Sector Analysis

44 Peter Hamilton (B)								Tecno							
lap	Sect-1	Speed	Sect-2	Speed	Sect-3	Speed	Laptime Pit	lap	Sect-1	Speed	Sect-2	Speed	Sect-3	Speed	Laptime Pit
1	Out	71.1	1:13.013	64.0	44.040	72.2	2:33.968	5	35.199	91.3	1:19.347	54.7	46.163	80.2	2:40.709
2	33.230	92.5	1:07.452	65.5	45.285	59.8	2:25.967	6	32.443	91.2	1:11.681	66.2	37.564	93.2	2:21.688
3	36.229	85.6	1:03.845	76.5	38.850	67.3	2:18.924	7	29.837	102.7	59.353	84.1	35.458	83.6	2:04.648
4	32.861	91.6	1:01.203	73.4	39.948	77.9	2:14.012	8							

57 Simon Haughton (B)								Chevron B15							
lap	Sect-1	Speed	Sect-2	Speed	Sect-3	Speed	Laptime Pit	lap	Sect-1	Speed	Sect-2	Speed	Sect-3	Speed	Laptime Pit
1	Out	86.1	1:11.110	78.6	38.404	88.4	2:24.667	5	30.004	102.9	58.889	86.7	34.945	91.1	2:03.838
2	34.664	101.0	1:02.664	86.6	35.068	89.6	2:12.396	6	29.965	103.5	58.568	88.5	33.860	93.6	2:02.393
3	31.481	102.4	1:00.198	87.9	34.539	90.8	2:06.218	7	29.844	102.9	58.205	89.3	34.123	95.4	2:02.172
4	30.480	102.2	59.685	86.7	34.088	92.5	2:04.253	8							

65 Peter Thompson (B)								Brabham BT21							
lap	Sect-1	Speed	Sect-2	Speed	Sect-3	Speed	Laptime Pit	lap	Sect-1	Speed	Sect-2	Speed	Sect-3	Speed	Laptime Pit
1	Out	104.3	1:13.900	89.8	33.985	95.9	2:17.085	5	28.816	104.6	55.353	91.6	32.565	96.9	1:56.734
2	29.426	105.2	57.165	92.8	33.604	96.0	2:00.195	6	28.289	108.3	55.565	91.2	32.867	96.6	1:56.721
3	28.825	107.4	55.834	90.6	32.612	96.7	1:57.271	7	28.402	107.8	55.479	92.8	32.340	99.0	1:56.221
4	28.552	106.9	55.600	92.5	32.887	96.2	1:57.039	8	29.556	107.8	55.990	92.1	32.843	96.3	1:58.389

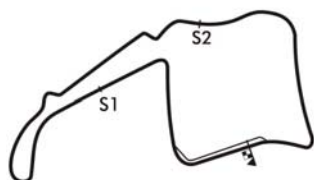
69 Gegan Thruston (B)								Brabham BT21B							
lap	Sect-1	Speed	Sect-2	Speed	Sect-3	Speed	Laptime Pit	lap	Sect-1	Speed	Sect-2	Speed	Sect-3	Speed	Laptime Pit
1	Out	98.5	1:05.095	69.9	38.319	93.1	2:16.417	5	29.191	105.4	1:01.068	92.2	33.970	97.9	2:04.229
2	31.728	107.8	59.346	93.0	34.540	98.0	2:05.614	6	29.548	106.4	58.443	94.4	32.609	100.5	2:00.600
3	29.447	109.0	57.550	93.6	33.209	98.7	2:00.206	7	28.934	110.0	57.182	93.5	32.364	99.7	1:58.480
4	29.643	106.1	57.914	93.0	33.911	98.1	2:01.468	8	28.473	107.9	56.654	94.1	32.329	100.3	1:57.456

82 Marcus Mussa (B)								Tecno F3							
lap	Sect-1	Speed	Sect-2	Speed	Sect-3	Speed	Laptime Pit	lap	Sect-1	Speed	Sect-2	Speed	Sect-3	Speed	Laptime Pit
1	Out	101.5	1:02.531	89.5	36.715	98.0	2:10.482	5	29.403	107.2	57.226	94.1	33.334	98.4	1:59.963
2	30.255	106.9	58.825	93.0	33.475	98.0	2:02.555	6	28.862	108.8	57.111	94.7	32.995	98.6	1:58.968
3	30.305	107.8	57.440	93.6	33.695	99.2	2:01.440	7	28.643	112.0	55.822	94.7	32.673	99.0	1:57.138
4	29.052	109.9	57.769	96.0	33.762	98.6	2:00.583	8	28.682	109.3	56.606	95.5	32.697	99.2	1:57.985

88 Michael Scott (B)								Brabham BT28							
lap	Sect-1	Speed	Sect-2	Speed	Sect-3	Speed	Laptime Pit	lap	Sect-1	Speed	Sect-2	Speed	Sect-3	Speed	Laptime Pit
1	Out	93.6	1:03.731	77.4	35.111	94.4	2:10.789	5	29.004	108.4	56.660	94.5	32.725	99.9	1:58.389
2	29.961	108.6	57.588	93.5	33.604	95.9	2:01.153	6	29.008	112.0	57.568	93.5	32.722	98.3	1:59.298
3	29.802	108.1	56.897	92.7	32.646	99.7	1:59.345	7	28.957	107.6	56.123	95.3	32.613	97.9	1:57.693
4	29.165	106.4	56.904	92.5	33.329	96.7	1:59.398	8	28.366	110.9	55.218	96.3	33.084	98.1	1:56.668

89 James Long (A)								Brabham BT15							
lap	Sect-1	Speed	Sect-2	Speed	Sect-3	Speed	Laptime Pit	lap	Sect-1	Speed	Sect-2	Speed	Sect-3	Speed	Laptime Pit
1	Out	98.9	1:03.491	87.5	35.041	95.1	2:09.069	5	29.564	104.4	57.031	90.0	33.111	95.1	1:59.706
2	30.381	104.1	59.107	88.8	33.983	94.5	2:03.471	6	29.581	105.2	57.596	89.3	33.459	94.5	2:00.636
3	31.924	89.3	59.624	89.9	33.861	94.7	2:05.409	7	29.562	104.9	57.876	89.5	33.251	95.2	2:00.689
4	29.845	104.9	57.280	89.8	33.326	95.6	2:00.451	8	31.282	106.6	1:00.921	88.8	34.080	95.1	2:06.283

96 Keith Messer (B)								Vesey Ford							
lap	Sect-1	Speed	Sect-2	Speed	Sect-3	Speed	Laptime Pit	lap	Sect-1	Speed	Sect-2	Speed	Sect-3	Speed	Laptime Pit
1	Out	99.8	1:02.337	92.1	34.963	99.0	2:10.894	5	29.004	108.1	57.210	93.6	33.196	98.9	1:59.410
2	29.641	106.2	58.583	93.0	33.396	99.6	2:01.620	6	28.794	107.2	59.016	91.3	33.355	99.2	2:01.165
3	29.394	108.1	58.529	93.1	33.418	99.5	2:01.341	7	29.324	108.6	57.428	93.5	32.721	100.2	1:59.473
4	28.864	107.8	57.491	93.4	33.334	99.5	1:59.689	8	29.137	107.8	58.398	93.1	32.934	99.0	2:00.469



Session Start: 16:07:56 - Finish: 16:23:07

Weather/Track Conditions: Bright/Dry

Circuit: Oulton Park International

Track Length: 4.332 Km - 2.6918 miles

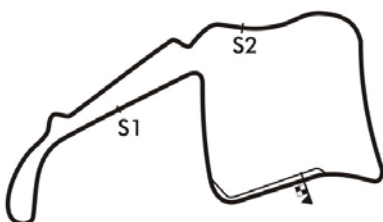
Printed: 25-08-2018 - 16:29

Oulton Park Gold Cup Historic Race Meeting - 25 - 27 Aug 2018

HSCC Historic Formula 3

Qualifying for Race 9 - Best Sector Times

	SECTOR 1			SECTOR 2			SECTOR 3			IDEAL / BEST LAP COMPARISON					
	NO	TIME	LAP	NO	TIME	LAP	NO	TIME	LAP	NO	NAME	BEST	IN	IDEAL	DIFF
1	25	27.129	8	1	53.143	7	25	30.558	7	1	Jon Milicevic	1:51.384	7	1:51.303	+0.081
2	1	27.228	5	25	53.375	7	1	30.932	7	25	Andrew Hibberd	1:51.492	7	1:51.062	+0.430
3	41	27.838	8	41	55.004	7	41	31.903	8	41	Enrico Spaggiari	1:55.371	5	1:54.745	+0.626
4	65	28.289	6	88	55.218	8	69	32.329	8	65	Peter Thompson	1:56.221	7	1:55.982	+0.239
5	88	28.366	8	65	55.353	5	65	32.340	7	88	Michael Scott	1:56.668	8	1:56.197	+0.471
6	69	28.473	8	82	55.822	7	34	32.370	8	82	Marcus Mussa	1:57.138	7	1:57.138	+0.000
7	82	28.643	7	2	56.481	8	88	32.613	7	69	Gregan Thruston	1:57.456	8	1:57.456	+0.000
8	96	28.794	6	69	56.654	8	82	32.673	7	2	Barry Sewell	1:58.534	8	1:58.534	+0.000
9	6	28.882	7	6	56.708	7	96	32.721	7	34	Jim Blockley	1:58.924	8	1:58.067	+0.857
10	34	28.983	8	34	56.714	7	6	32.830	8	6	Leif Bosson	1:59.385	7	1:58.420	+0.965
11	2	29.028	8	89	57.031	5	2	33.025	8	96	Keith Messer	1:59.410	5	1:58.725	+0.685
12	8	29.368	6	96	57.210	5	89	33.111	5	89	James Long	1:59.706	5	1:59.704	+0.002
13	89	29.562	7	16	57.576	5	16	33.263	5	16	Mark Linstone	2:00.497	5	2:00.497	+0.000
14	16	29.658	5	8	57.712	5	8	33.432	3	8	Martyn Halliday	2:01.409	6	2:00.512	+0.897
15	44	29.837	7	57	58.205	7	57	33.860	6	57	Simon Haughton	2:02.172	7	2:01.909	+0.263
16	57	29.844	7	44	59.353	7	44	35.458	7	44	Peter Hamilton	2:04.648	7	2:04.648	+0.000



Session Start: 16:07:56 - Finish: 16:23:07

Weather/Track Conditions: Bright/Dry

Circuit: Oulton Park International

Track Length: 4.332 Km - 2.6918 miles

Printed: 25-08-2018 - 16:29

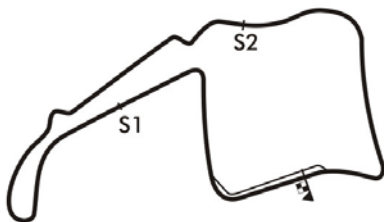


Oulton Park Gold Cup Historic Race Meeting - 25 - 27 Aug 2018

HSCC Historic Formula 3

Qualifying for Race 9 - Best Sector Speeds

	NO	SECTOR 1	MPH	NO	SECTOR 2	MPH	NO	SECTOR 3	MPH
1	25	Andrew Hibberd	115.5	25	Andrew Hibberd	98.8	25	Andrew Hibberd	105.7
2	1	Jon Milicevic	112.6	8	Martyn Halliday	97.4	1	Jon Milicevic	102.3
3	8	Martyn Halliday	112.6	1	Jon Milicevic	96.4	6	Leif Bosson	101.3
4	82	Marcus Mussa	112.0	88	Michael Scott	96.3	69	Gregan Thruston	100.5
5	88	Michael Scott	112.0	82	Marcus Mussa	96.0	8	Martyn Halliday	100.3
6	41	Enrico Spaggiari	110.6	41	Enrico Spaggiari	95.7	96	Keith Messer	100.2
7	69	Gregan Thruston	110.0	6	Leif Bosson	94.5	16	Mark Linstone	99.9
8	16	Mark Linstone	109.7	69	Gregan Thruston	94.4	41	Enrico Spaggiari	99.9
9	6	Leif Bosson	108.6	16	Mark Linstone	94.1	88	Michael Scott	99.9
10	96	Keith Messer	108.6	96	Keith Messer	93.6	82	Marcus Mussa	99.2
11	2	Barry Sewell	108.4	34	Jim Blockley	93.1	65	Peter Thompson	99.0
12	34	Jim Blockley	108.4	65	Peter Thompson	92.8	34	Jim Blockley	98.7
13	65	Peter Thompson	108.3	2	Barry Sewell	92.6	2	Barry Sewell	98.1
14	89	James Long	106.6	89	James Long	90.0	89	James Long	95.6
15	57	Simon Haughton	103.5	57	Simon Haughton	89.3	57	Simon Haughton	95.4
16	44	Peter Hamilton	102.7	44	Peter Hamilton	84.1	44	Peter Hamilton	93.2



Session Start: 16:07:56 - Finish: 16:23:07

Weather/Track Conditions: Bright/Dry

Circuit: Oulton Park International

Track Length: 4.332 Km - 2.6918 miles

Printed: 25-08-2018 - 16:30



Oulton Park Gold Cup Historic Race Meeting - 25 - 27 Aug 2018

HSCC Historic Formula 3

Race 9 - Starting Grid - AMENDED

Sheet No:

Start Time : 17:35 - Heat Duration : 20 Minutes

9	17	26 Steve Seaman		
8	15	57 Simon Haughton	16	44 Peter Hamilton
7	13	16 Mark Linstone	14	8 Martyn Halliday
6	11	96 Keith Messer	12	89 James Long
5	9	34 Jim Blockley	10	6 Leif Bosson
4	7	69 Gregan Thruston	8	2 Barry Sewell
3	5	88 Michael Scott	6	82 Marcus Mussa
2	3	41 Enrico Spaggiari	4	65 Peter Thompson
1	1	1 Jon Milicevic	2	25 Andrew Hibberd
ROW		Pole Right		

Car 26 allowed to start from back of grid.

These results are provisional until the conclusion of any judicial and technical matters.

*Circuit: Oulton Park International
Track Length: 4.332 Km - 2.6918 miles*

Clerk of the Course:	Timekeeper:	Issued at:
Julian Floyd	Nick Palmer	



Printed : 26-08-2018 - 15:26

Oulton Park Gold Cup Historic Race Meeting - 25 - 27 Aug 2018

HSCC Historic Formula 3

Race 9 - Classification

Sheet No:

POS	NO	DRIVER/S	CLASS	CLASS POS	CAR MAKE / MODEL	TIME	LAPS	GAP	DIFF	MPH	BEST	ON
1	1	Jon Milicevic	B	1	Brabham BT21B	20:24.383	9	-- 9 laps --		71.23	2:13.752	2
2	25	Andrew Hibberd	B	2	Brabham BT18	20:24.763	9	0.380	0.380	71.20	2:13.487	7
3	41	Enrico Spaggiari	B	3	Lotus 41	20:55.961	9	31.578	31.198	69.44	2:18.415	8
4	88	Michael Scott	B	4	Brabham BT28	21:29.483	9	1:05.100	33.522	67.63	2:20.055	6
5	6	Leif Bosson	B	5	Brabham BT28	21:59.027	9	1:34.644	29.544	66.11	2:23.458	4
6	34	Jim Blockley	B	6	Brabham BT21B-16	21:59.380	9	1:34.997	0.353	66.10	2:23.780	5
7	89	James Long	A	1	Brabham BT15	22:00.021	9	1:35.638	0.641	66.06	2:22.432	8
8	82	Marcus Mussa	B	7	Tecno F3	22:00.968	9	1:36.585	0.947	66.02	2:23.320	8
9	2	Barry Sewell	B	8	Lotus 41	22:02.200	9	1:37.817	1.232	65.96	2:23.682	8
10	26	Steve Seaman	B	9	Brabham BT21	22:04.082	9	1:39.699	1.882	65.87	2:22.261	8
11	96	Keith Messer	B	10	Vesey Ford	22:19.321	9	1:54.938	15.239	65.11	2:25.610	8
12	57	Simon Haughton	B	11	Chevron B15	20:50.670	8	-- 8 laps --	57.835	61.98	2:23.221	7
13	16	Mark Linstone	B	12	Brabham BT21	20:51.178	8	0.508	0.508	61.96	2:26.514	2
----- NOT CLASSIFIED -----												
DNF	65	Peter Thompson	B		Brabham BT21	17:08.231	7	-- 7 laps --		65.96	2:20.404	6
DNF	69	Gregan Thruston	B		Brabham BT21B	15:36.607	6	-- 6 laps --	1:15.038	62.07	2:23.115	4
DNF	44	Peter Hamilton	B		Tecno	2:51.691	1	-- 1 laps --	13.341	56.44		

----- FASTEST LAP SUMMARY -----

NO	DRIVER/S	CLASS	CAR MAKE / MODEL	FASTEST LAP	ON	MPH
25	Andrew Hibberd	B	Brabham BT18	2:13.487	7	72.59
89	James Long	A	Brabham BT15	2:22.432	8	68.04

Car 16 - 10 second penalty, false start.

Car 25 requires a working transponder - Regulation Q12.2.1 refers.

A 30 second penalty will be applied if not working in second race.

Session Start: 17:24:18 - Finish: 17:44:42

Weather/Track Conditions: Overcast/Wet

Circuit: Oulton Park International

Track Length: 4.332 Km - 2.6918 miles

These results are provisional until the conclusion of any judicial and technical matters.

Clerk of the Course: <div style="text-align: right;">Julian Floyd</div>	Timekeeper: <div style="text-align: right;">Nick Palmer</div>	Issued at:
--	--	------------



Printed: 26-08-2018 - 17:47

Results: www.mstworld.com. Live Timing: <https://livetiming.getraceresults.com/mst>. Email: timing@mstworld.com

Oulton Park Gold Cup Historic Race Meeting - 25 - 27 Aug 2018

HSCC Historic Formula 3

Race 9 - Sector Analysis

1 Jon Milicevic (B)								Brabham BT21B							
lap	Sect-1	Speed	Sect-2	Speed	Sect-3	Speed	Laptime Pit	lap	Sect-1	Speed	Sect-2	Speed	Sect-3	Speed	Laptime Pit
1		101.2	1:05.657	87.8	37.415	94.2	2:21.979	6	33.560	99.8	1:05.102	87.1	36.843	94.3	2:15.505
2	33.161	101.0	1:04.008	87.7	36.583	94.5	2:13.752	7	34.480	97.7	1:05.866	84.9	37.582	91.8	2:17.928
3	33.314	100.7	1:04.227	87.7	36.689	94.8	2:14.230	8	34.419	99.5	1:05.240	86.3	36.738	94.0	2:16.397
4	33.032	101.3	1:04.420	88.3	36.631	94.2	2:14.083	9	34.798	100.6	1:04.372	86.3	36.797	94.3	2:15.967
5	32.983	101.5	1:04.513	88.4	37.046	94.5	2:14.542	10							

2 Barry Sewell (B)								Lotus 41							
lap	Sect-1	Speed	Sect-2	Speed	Sect-3	Speed	Laptime Pit	lap	Sect-1	Speed	Sect-2	Speed	Sect-3	Speed	Laptime Pit
1		95.3	1:11.967	80.0	40.389	89.2	2:37.202	6	35.513	96.3	1:09.677	83.0	40.561	88.6	2:25.751
2	36.548	96.7	1:10.871	81.3	40.417	88.1	2:27.836	7	35.888	96.0	1:10.592	80.6	40.544	89.7	2:27.024
3	35.291	97.5	1:09.284	82.0	40.606	90.6	2:25.181	8	35.094	98.8	1:08.372	85.3	40.216	90.2	2:23.682
4	35.815	97.4	1:10.476	83.0	39.832	91.8	2:26.123	9	34.726	97.8	1:10.009	83.9	40.211	87.2	2:24.946
5	35.926	96.6	1:08.488	84.0	40.041	89.9	2:24.455	10							

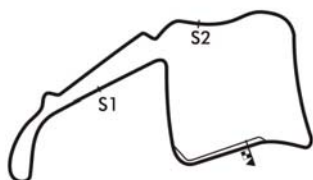
6 Leif Bosson (B)								Brabham BT28							
lap	Sect-1	Speed	Sect-2	Speed	Sect-3	Speed	Laptime Pit	lap	Sect-1	Speed	Sect-2	Speed	Sect-3	Speed	Laptime Pit
1		96.0	1:10.824	83.7	39.910	95.0	2:37.515	6	35.575	97.9	1:09.286	87.8	39.536	91.8	2:24.397
2	35.818	99.4	1:09.244	85.6	39.366	93.2	2:24.428	7	35.812	97.4	1:10.024	84.2	40.070	91.8	2:25.906
3	35.740	99.8	1:09.796	80.1	40.520	95.4	2:26.056	8	35.730	93.1	1:09.392	83.9	39.941	92.0	2:25.063
4	35.614	97.8	1:08.435	83.8	39.409	93.5	2:23.458	9	35.853	96.8	1:10.565	83.0	40.380	91.0	2:26.798
5	36.018	98.1	1:09.724	85.0	39.664	90.5	2:25.406	10							

16 Mark Linstone (B)								Brabham BT21							
lap	Sect-1	Speed	Sect-2	Speed	Sect-3	Speed	Laptime Pit	lap	Sect-1	Speed	Sect-2	Speed	Sect-3	Speed	Laptime Pit
1		96.6	1:09.653	80.8	40.245	89.5	2:33.417	5	37.432	91.3	1:13.055	75.9	40.561	74.4	2:31.048
2	35.912	98.2	1:10.826	79.6	39.776	88.3	2:26.514	6	38.788	72.9	1:10.574	78.9	41.142	84.5	2:30.504
3	36.126	94.9	1:11.165	76.9	40.231	88.6	2:27.522	7	36.555	93.5	1:10.657	77.5			2:35.857
4	36.916	95.7	1:11.462	82.2	40.213	88.6	2:28.591	8	Out	93.6	1:10.767	76.3	40.259	89.6	3:07.725 P

25 Andrew Hibberd (B)								Brabham BT18							
lap	Sect-1	Speed	Sect-2	Speed	Sect-3	Speed	Laptime Pit	lap	Sect-1	Speed	Sect-2	Speed	Sect-3	Speed	Laptime Pit
1							2:22.242	6							2:23.308
2							2:13.920	7							2:13.487
3							2:14.140	8							2:15.122
4							2:14.310	9							2:13.713
5							2:14.521	10							

26 Steve Seaman (B)								Brabham BT21							
lap	Sect-1	Speed	Sect-2	Speed	Sect-3	Speed	Laptime Pit	lap	Sect-1	Speed	Sect-2	Speed	Sect-3	Speed	Laptime Pit
1		83.7	1:13.542	81.5	40.744	88.7	2:42.582	6	37.656	97.0	1:08.871	83.4	40.549	90.5	2:27.076
2	35.894	98.7	1:10.177	85.3	41.043	88.2	2:27.114	7	35.150	99.1	1:09.217	86.0	38.962	91.0	2:23.329
3	34.945	95.7	1:10.925	80.0	40.816	89.0	2:26.686	8	34.730	99.7	1:08.501	84.9	39.030	90.8	2:22.261
4	34.853	98.9	1:09.210	83.3	39.781	91.1	2:23.844	9	34.661	101.2	1:09.432	84.5	39.573	86.3	2:23.666
5	34.994	92.1	1:11.642	76.4	40.888	89.3	2:27.524	10							

34 Jim Blockley (B)								Brabham BT21B-16							
lap	Sect-1	Speed	Sect-2	Speed	Sect-3	Speed	Laptime Pit	lap	Sect-1	Speed	Sect-2	Speed	Sect-3	Speed	Laptime Pit
1		90.4	1:11.640	81.6	40.345	91.2	2:36.075	6	35.517	98.5	1:08.934	83.9	41.030	92.3	2:25.481
2	35.926	95.9	1:09.417	83.0	40.170	87.1	2:25.513	7	35.542	98.2	1:09.107	75.8	40.237	91.0	2:24.886
3	36.392	96.0	1:10.425	84.9	40.273	93.8	2:27.090	8	35.302	96.4	1:09.135	85.7	39.795	90.1	2:24.232
4	36.210	98.4	1:08.915	84.7	40.920	86.7	2:26.045	9	35.197	91.3	1:11.029	84.5	40.052	82.2	2:26.278
5	35.098	97.7	1:08.636	84.6	40.046	86.3	2:23.780	10							



Session Start: 17:24:18 - Finish: 17:44:42

Weather/Track Conditions: Overcast/Wet

Circuit: Oulton Park International

Track Length: 4.332 Km - 2.6918 miles

Printed: 26-08-2018 - 17:48

Oulton Park Gold Cup Historic Race Meeting - 25 - 27 Aug 2018

HSCC Historic Formula 3

Race 9 - Sector Analysis

41 Enrico Spaggiari (B)								Lotus 41							
lap	Sect-1	Speed	Sect-2	Speed	Sect-3	Speed	Laptime Pit	lap	Sect-1	Speed	Sect-2	Speed	Sect-3	Speed	Laptime Pit
1		102.5	1:06.406	84.0	38.296	92.3	2:24.263	6	33.919	97.0	1:06.615	86.3	38.284	92.2	2:18.818
2	33.984	98.7	1:06.512	84.3	38.205	92.0	2:18.701	7	33.845	98.7	1:06.389	84.5	38.199	92.1	2:18.433
3	33.961	98.1	1:06.646	83.7	38.176	91.6	2:18.783	8	34.327	97.5	1:05.977	86.9	38.111	91.8	2:18.415
4	34.011	98.2	1:06.990	82.6	38.376	91.0	2:19.377	9	34.280	98.4	1:07.144	78.4	39.137	91.1	2:20.561
5	33.996	97.8	1:06.827	86.2	37.787	92.3	2:18.610	10							

44 Peter Hamilton (B)								Tecno							
lap	Sect-1	Speed	Sect-2	Speed	Sect-3	Speed	Laptime Pit	lap	Sect-1	Speed	Sect-2	Speed	Sect-3	Speed	Laptime Pit
1		85.8	1:15.414	65.9			2:51.691	2							

57 Simon Haughton (B)								Chevron B15							
lap	Sect-1	Speed	Sect-2	Speed	Sect-3	Speed	Laptime Pit	lap	Sect-1	Speed	Sect-2	Speed	Sect-3	Speed	Laptime Pit
1		86.8	1:12.531	77.7	38.777	88.4	2:39.837	5	35.293	92.3	1:09.470	74.2	40.910	87.0	2:25.673
2	35.110	94.0	1:10.968	78.7	40.045	88.6	2:26.123	6	35.243	92.3	1:08.626	78.0	40.522	88.4	2:24.391
3	34.740	96.7	1:14.296	73.9	39.558	89.2	2:28.594	7	34.488	94.9	1:09.417	79.3	39.316	88.2	2:23.221
4	34.928	95.5	1:52.357	63.8	43.034	82.6	3:10.319	8	58.877	72.3	1:12.254	75.2	41.381	80.8	2:52.512

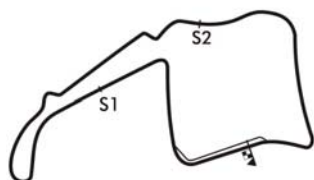
65 Peter Thompson (B)								Brabham BT21							
lap	Sect-1	Speed	Sect-2	Speed	Sect-3	Speed	Laptime Pit	lap	Sect-1	Speed	Sect-2	Speed	Sect-3	Speed	Laptime Pit
1		95.7	1:09.865	84.1	39.423	88.9	2:30.883	5	34.642	95.3	1:08.181	83.8	39.113	89.6	2:21.936
2	34.926	96.0	1:08.860	83.8	39.347	89.7	2:23.133	6	34.278	96.1	1:07.118	83.2	39.008	88.8	2:20.404
3	35.020	95.5	1:08.702	83.2	39.425	88.7	2:23.147	7	34.578	95.5	1:10.010	44.7			2:46.662
4	34.849	94.4	1:07.894	82.8	39.323	89.6	2:22.066	8							

69 Gegan Thruston (B)								Brabham BT21B							
lap	Sect-1	Speed	Sect-2	Speed	Sect-3	Speed	Laptime Pit	lap	Sect-1	Speed	Sect-2	Speed	Sect-3	Speed	Laptime Pit
1		96.7	1:11.495	87.5	39.794	92.5	2:38.350	4	35.457	97.7	1:08.555	86.8	39.103	93.4	2:23.115
2	35.793	95.5	1:11.253	85.9	42.949	88.9	2:29.995	5	35.829	98.4	1:08.365	85.6	39.897	91.7	2:24.091
3	35.527	98.4	1:10.186	80.6	39.541	93.2	2:25.254	6	34.404	99.8	1:07.874	87.3			3:15.802

82 Marcus Mussa (B)								Tecno F3							
lap	Sect-1	Speed	Sect-2	Speed	Sect-3	Speed	Laptime Pit	lap	Sect-1	Speed	Sect-2	Speed	Sect-3	Speed	Laptime Pit
1		99.1	1:09.462	84.7	40.115	86.3	2:32.273	6	35.036	97.0	1:09.853	82.4	39.800	87.1	2:24.689
2	36.328	91.7	1:10.465	83.8	40.011	88.6	2:26.804	7	35.559	96.3	1:19.927	81.7	40.967	87.4	2:36.453
3	34.627	97.9	1:09.270	81.7	39.686	87.4	2:23.583	8	35.314	99.4	1:08.542	82.0	39.464	89.4	2:23.320
4	35.087	97.7	1:09.640	82.3	40.027	86.6	2:24.754	9	34.953	98.8	1:10.536	80.0	39.381	89.4	2:24.870
5	35.101	97.2	1:09.677	82.0	39.444	87.9	2:24.222	10							

88 Michael Scott (B)								Brabham BT28							
lap	Sect-1	Speed	Sect-2	Speed	Sect-3	Speed	Laptime Pit	lap	Sect-1	Speed	Sect-2	Speed	Sect-3	Speed	Laptime Pit
1		93.7	1:09.514	84.6	39.958	89.3	2:32.584	6	34.524	99.8	1:06.787	85.3	38.744	92.5	2:20.055
2	35.859	97.2	1:08.790	83.8	39.157	90.7	2:23.806	7	34.903	98.7	1:06.448	84.6	39.443	88.2	2:20.794
3	34.940	95.9	1:08.228	85.6	38.858	92.5	2:22.026	8	35.254	96.6	1:07.908	84.1	39.249	89.9	2:22.411
4	35.081	98.1	1:10.241	85.1	38.208	92.2	2:23.530	9	35.393	96.3	1:09.111	82.3	39.704	84.9	2:24.208
5	34.871	98.8	1:06.549	84.9	38.649	92.2	2:20.069	10							

89 James Long (A)								Brabham BT15							
lap	Sect-1	Speed	Sect-2	Speed	Sect-3	Speed	Laptime Pit	lap	Sect-1	Speed	Sect-2	Speed	Sect-3	Speed	Laptime Pit
1		90.4	1:11.895	84.1	40.746	89.9	2:40.265	6	34.795	96.4	1:08.435	84.3	40.111	90.4	2:23.341
2	35.318	97.7	1:11.248	84.9	40.872	90.5	2:27.438	7	35.497	96.8	1:09.503	81.6	39.932	91.0	2:24.932
3	35.362	95.6	1:10.432	82.4	39.524	91.0	2:25.318	8	34.703	96.1	1:08.757	83.9	38.972	91.6	2:22.432
4	35.648	95.2	1:09.772	83.5	39.873	90.8	2:25.293	9	35.787	94.8	1:09.690	84.1	40.103	89.7	2:25.580
5	35.481	96.1	1:10.454	82.7	39.487	90.7	2:25.422	10							



Session Start: 17:24:18 - Finish: 17:44:42

Weather/Track Conditions: Overcast/Wet

Circuit: Oulton Park International

Track Length: 4.332 Km - 2.6918 miles

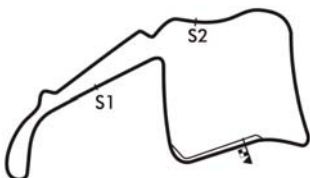
Printed: 26-08-2018 - 17:48

Oulton Park Gold Cup Historic Race Meeting - 25 - 27 Aug 2018

HSCC Historic Formula 3

Race 9 - Sector Analysis

96 Keith Messer (B)								Vesey Ford							
lap	Sect-1	Speed	Sect-2	Speed	Sect-3	Speed	Laptime Pit	lap	Sect-1	Speed	Sect-2	Speed	Sect-3	Speed	Laptime Pit
1		84.5	1:13.294	77.7	40.760	85.7	2:42.064	6	35.949	92.7	1:10.942	80.9	41.101	91.0	2:27.992
2	36.406	89.4	1:11.786	82.0	40.986	88.0	2:29.178	7	35.304	95.1	1:10.738	81.6	41.641	86.8	2:27.683
3	35.696	96.4	1:10.698	79.6	40.203	89.7	2:26.597	8	35.640	96.3	1:09.906	80.4	40.064	91.0	2:25.610
4	35.038	98.1	1:11.264	80.7	40.972	91.3	2:27.274	9	34.730	97.8	1:11.112	75.1	40.644	88.2	2:26.486
5	35.556	97.2	1:10.664	81.3	40.217	88.1	2:26.437	10							

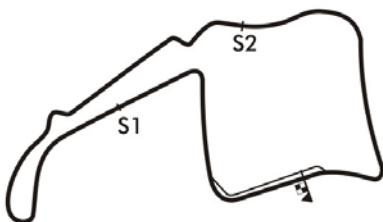


Oulton Park Gold Cup Historic Race Meeting - 25 - 27 Aug 2018

HSCC Historic Formula 3

Race 9 - Best Sector Times

	SECTOR 1			SECTOR 2			SECTOR 3			IDEAL / BEST LAP COMPARISON					
	NO	TIME	LAP	NO	TIME	LAP	NO	TIME	LAP	NO	NAME	BEST	IN	IDEAL	DIFF
1	1	32.983	5	1	1:04.008	2	1	36.583	2	25	Andrew Hibberd	2:13.487	7		+
2	41	33.845	7	41	1:05.977	8	41	37.787	5	1	Jon Milicevic	2:13.752	2	2:13.574	+0.178
3	65	34.278	6	88	1:06.448	7	88	38.208	4	41	Enrico Spaggiari	2:18.415	8	2:17.609	+0.806
4	69	34.404	6	65	1:07.118	6	57	38.777	1	88	Michael Scott	2:20.055	6	2:19.180	+0.875
5	57	34.488	7	69	1:07.874	6	26	38.962	7	26	Steve Seaman	2:22.261	8	2:22.124	+0.137
6	88	34.524	6	2	1:08.372	8	89	38.972	8	89	James Long	2:22.432	8	2:22.110	+0.322
7	82	34.627	3	6	1:08.435	4	65	39.008	6	57	Simon Haughton	2:23.221	7	2:21.891	+1.330
8	26	34.661	9	89	1:08.435	6	69	39.103	4	82	Marcus Mussa	2:23.320	8	2:22.550	+0.770
9	89	34.703	8	26	1:08.501	8	6	39.366	2	6	Leif Bosson	2:23.458	4	2:23.376	+0.082
10	2	34.726	9	82	1:08.542	8	82	39.381	9	2	Barry Sewell	2:23.682	8	2:22.930	+0.752
11	96	34.730	9	57	1:08.626	6	16	39.776	2	34	Jim Blockley	2:23.780	5	2:23.529	+0.251
12	34	35.098	5	34	1:08.636	5	34	39.795	8	96	Keith Messer	2:25.610	8	2:24.700	+0.910
13	6	35.575	6	16	1:09.653	1	2	39.832	4	16	Mark Linstone	2:26.514	2	2:25.341	+1.173
14	16	35.912	2	96	1:09.906	8	96	40.064	8	65	Peter Thompson	2:20.404	6	2:20.404	+0.000
15	44	42.417	1	44	1:15.414	1	44	1:48.930	0	69	Gregan Thruston	2:23.115	4	2:21.381	+1.734
16	25			25			25			44	Peter Hamilton			3:46.761	7:08.014



Session Start: 17:24:18 - Finish: 17:44:42

Weather/Track Conditions: Overcast/Wet

Circuit: Oulton Park International

Track Length: 4.332 Km - 2.6918 miles

Printed: 26-08-2018 - 17:48

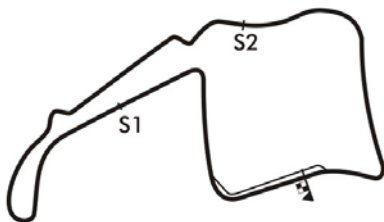


Oulton Park Gold Cup Historic Race Meeting - 25 - 27 Aug 2018

HSCC Historic Formula 3

Race 9 - Best Sector Speeds

	NO	SECTOR 1	MPH	NO	SECTOR 2	MPH	NO	SECTOR 3	MPH
1	41	Enrico Spaggiari	102.5	1	Jon Milicevic	88.4	6	Leif Bosson	95.4
2	1	Jon Milicevic	101.5	6	Leif Bosson	87.8	1	Jon Milicevic	94.8
3	26	Steve Seaman	101.2	69	Gregan Thruston	87.5	34	Jim Blockley	93.8
4	6	Leif Bosson	99.8	41	Enrico Spaggiari	86.9	69	Gregan Thruston	93.4
5	69	Gregan Thruston	99.8	26	Steve Seaman	86.0	88	Michael Scott	92.5
6	88	Michael Scott	99.8	34	Jim Blockley	85.7	41	Enrico Spaggiari	92.3
7	82	Marcus Mussa	99.4	88	Michael Scott	85.6	2	Barry Sewell	91.8
8	2	Barry Sewell	98.8	2	Barry Sewell	85.3	89	James Long	91.6
9	34	Jim Blockley	98.5	89	James Long	84.9	96	Keith Messer	91.3
10	16	Mark Linstone	98.2	82	Marcus Mussa	84.7	26	Steve Seaman	91.1
11	96	Keith Messer	98.1	65	Peter Thompson	84.1	65	Peter Thompson	89.7
12	89	James Long	97.7	16	Mark Linstone	82.2	16	Mark Linstone	89.6
13	57	Simon Haughton	96.7	96	Keith Messer	82.0	82	Marcus Mussa	89.4
14	65	Peter Thompson	96.1	57	Simon Haughton	79.3	57	Simon Haughton	89.2
15	44	Peter Hamilton	85.8	44	Peter Hamilton	65.9	44	Peter Hamilton	35.9
16	25	Andrew Hibberd	0.0	25	Andrew Hibberd	0.0	25	Andrew Hibberd	0.0



Session Start: 17:24:18 - Finish: 17:44:42

Weather/Track Conditions: Overcast/Wet

Circuit: Oulton Park International

Track Length: 4.332 Km - 2.6918 miles

Printed: 26-08-2018 - 17:49



Oulton Park Gold Cup Historic Race Meeting - 25 - 27 Aug 2018

HSCC Historic Formula 3

Race 9 - Lap Chart

Lap 1			Lap 2			Lap 3			Lap 4			Lap 5			Lap 6		
NO	Behind	Laptime	NO	Behind	Laptime	NO	Behind	Laptime	NO	Behind	Laptime	NO	Behind	Laptime	NO	Behind	Laptime
1		2:21.979	1		2:13.752	1		2:14.230	1		2:14.083	1		2:14.542	1		2:15.505
25	0.263	2:22.242	25	0.431	2:13.920	25	0.341	2:14.140	25	0.568	2:14.310	25	0.547	2:14.521	25	8.350	2:23.308
41	2.284	2:24.263	41	7.233	2:18.701	41	11.786	2:18.783	41	17.080	2:19.377	41	21.148	2:18.610	41	24.461	2:18.818
65	8.904	2:30.883	65	18.285	2:23.133	65	27.202	2:23.147	65	35.185	2:22.066	65	42.579	2:21.936	65	47.478	2:20.404
82	10.294	2:32.273	88	20.659	2:23.806	88	28.455	2:22.026	88	37.902	2:23.530	88	43.429	2:20.069	88	47.979	2:20.055
88	10.605	2:32.584	82	23.346	2:26.804	82	32.699	2:23.583	82	43.370	2:24.754	82	53.050	2:24.222	82	1:02.234	2:24.689
16	11.438	2:33.417	16	24.200	2:26.514	16	37.492	2:27.522	6	47.413	2:23.458	6	58.277	2:25.406	6	1:07.169	2:24.397
34	14.096	2:36.075	34	25.857	2:25.513	6	38.038	2:26.056	34	50.679	2:26.045	34	59.917	2:23.780	34	1:09.893	2:25.481
2	15.223	2:37.202	6	26.212	2:24.428	34	38.717	2:27.090	16	52.000	2:28.591	2	1:02.211	2:24.455	2	1:12.457	2:25.751
6	15.536	2:37.515	2	29.307	2:27.836	2	40.258	2:25.181	2	52.298	2:26.123	69	1:02.219	2:24.091	89	1:12.986	2:23.341
69	16.371	2:38.350	57	30.229	2:26.123	89	43.060	2:25.318	69	52.670	2:23.115	89	1:05.150	2:25.422	26	1:20.735	2:27.076
57	17.858	2:39.837	89	31.972	2:27.438	69	43.638	2:25.254	89	54.270	2:25.293	16	1:08.506	2:31.048	16	1:23.505	2:30.504
89	18.286	2:40.265	69	32.614	2:29.995	57	44.593	2:28.594	26	56.182	2:23.844	26	1:09.164	2:27.524	96	1:25.451	2:27.992
96	20.085	2:42.064	26	33.965	2:27.114	26	46.421	2:26.686	96	1:01.069	2:27.274	96	1:12.964	2:26.437	57	2:00.846	2:24.391
26	20.603	2:42.582	96	35.511	2:29.178	96	47.878	2:26.597	57	1:40.829	3:10.319	57	1:51.960	2:25.673	69	2:02.516	3:15.802
44	29.712	2:51.691															

Session Start: 17:24:18 - Finish: 17:44:42

Weather/Track Conditions: Overcast/Wet

Circuit: Oulton Park International

Track Length: 4.332 Km - 2.6918 miles

Printed: 26-08-2018 - 17:49

Oulton Park Gold Cup Historic Race Meeting - 25 - 27 Aug 2018

HSCC Historic Formula 3

Race 9 - Lap Chart

Lap 7			Lap 8			Lap 9		
NO	Behind	Laptime	NO	Behind	Laptime	NO	Behind	Laptime
1		2:17.928	1		2:16.397	1		2:15.967
25	3.909	2:13.487	25	2.634	2:15.122	25	0.380	2:13.713
41	24.966	2:18.433	41	26.984	2:18.415	16	1 LAP	3:07.725
88	50.845	2:20.794	88	56.859	2:22.411	57	1 LAP	2:52.512
6	1:15.147	2:25.906	6	1:23.813	2:25.063	41	31.578	2:20.561
65	1:16.212	2:46.662	34	1:24.686	2:24.232	88	1:05.100	2:24.208
34	1:16.851	2:24.886	89	1:26.025	2:22.432	6	1:34.644	2:26.798
89	1:19.990	2:24.932	82	1:27.682	2:23.320	34	1:34.997	2:26.278
82	1:20.759	2:36.453	2	1:28.838	2:23.682	89	1:35.638	2:25.580
2	1:21.553	2:27.024	26	1:32.000	2:22.261	82	1:36.585	2:24.870
26	1:26.136	2:23.329	96	1:44.419	2:25.610	2	1:37.817	2:24.946
96	1:35.206	2:27.683				26	1:39.699	2:23.666
16	1:41.434	2:35.857				96	1:54.938	2:26.486
57	2:06.139	2:23.221						

Session Start: 17:24:18 - Finish: 17:44:42

Weather/Track Conditions: Overcast/Wet

Circuit: Oulton Park International

Track Length: 4.332 Km - 2.6918 miles

Printed: 26-08-2018 - 17:49

Oulton Park Gold Cup Historic Race Meeting - 25 - 27 Aug 2018

HSCC Historic Formula 3

Race 14 - Starting Grid

Sheet No:

Start Time : 13:20 - Heat Duration : 20 Minutes

8	15 44 Peter Hamilton	16 8 Martyn Halliday
7	13 96 Keith Messer	14 16 Mark Linstone
6	11 2 Barry Sewell	12 34 Jim Blockley
5	9 82 Marcus Mussa	10 6 Leif Bosson
4	7 89 James Long	8 69 Gregan Thruston
3	5 65 Peter Thompson	6 26 Steve Seaman
2	3 41 Enrico Spaggiari	4 88 Michael Scott
1	1 25 Andrew Hibberd	2 1 Jon Milicevic
ROW	Pole Right	

Car 57 - withdrawn.

*Circuit: Oulton Park International
Track Length: 4.332 Km - 2.6918 miles*

These results are provisional until the conclusion of any judicial and technical matters.

Clerk of the Course: <div style="text-align: right;">Julian Floyd</div>	Timekeeper: <div style="text-align: right;">Nick Palmer</div>	Issued at:
--	--	------------



Printed : 27-08-2018 - 11:35

Oulton Park Gold Cup Historic Race Meeting - 25 - 27 Aug 2018

HSCC Historic Formula 3 Race 14 - Classification

Sheet No:

POS	NO	DRIVER/S	CLASS	CLASS POS	CAR MAKE / MODEL	TIME	LAPS	GAP	DIFF	MPH	BEST	ON
1	1	Jon Milicevic	B	1	Brabham BT21B	7:29.275	4	-- 4 laps --		86.27	1:50.278	4
2	25	Andrew Hibberd	B	2	Brabham BT18	7:31.728	4	2.453	2.453	85.81	1:50.800	3
3	88	Michael Scott	B	3	Brabham BT28	7:40.680	4	11.405	8.952	84.14	1:53.763	3
4	26	Steve Seaman	B	4	Brabham BT21	7:45.335	4	16.060	4.655	83.29	1:54.293	3
5	41	Enrico Spaggiari	B	5	Lotus 41	7:53.070	4	23.795	7.735	81.93	1:54.844	3
6	82	Marcus Mussa	B	6	Tecno F3	7:54.467	4	25.192	1.397	81.69	1:56.709	4
7	16	Mark Linstone	B	7	Brabham BT21	7:56.700	4	27.425	2.233	81.31	1:57.630	4
8	2	Barry Sewell	B	8	Lotus 41	8:06.108	4	36.833	9.408	79.73	1:59.132	3
9	8	Martyn Halliday	B	9	Chevron B15C	8:08.607	4	39.332	2.499	79.33	1:58.835	3
10	89	James Long	A	1	Brabham BT15	8:10.699	4	41.424	2.092	78.99	1:59.223	4
----- NOT CLASSIFIED -----												
DNF	96	Keith Messer	B		Vesey Ford	2:36.228	1	-- 1 laps --	24.937	62.03		
DNF	34	Jim Blockley	B		Brabham BT21B-16							

----- FASTEST LAP SUMMARY -----

NO	DRIVER/S	CLASS	CAR MAKE / MODEL	FASTEST LAP	ON	MPH
1	Jon Milicevic	B	Brabham BT21B	1:50.278	4	87.87
89	James Long	A	Brabham BT15	1:59.223	4	81.28

Cars 6, 44, 65 & 69 did not participate in restarted race.

Session Start: 13:44:19 - Finish: 13:51:47

Weather/Track Conditions: Cloud/Dry

Circuit: Oulton Park International

Track Length: 4.332 Km - 2.6918 miles

These results are provisional until the conclusion of any judicial and technical matters.

Clerk of the Course: <div style="text-align: right;">Julian Floyd</div>	Timekeeper: <div style="text-align: right;">Nick Palmer</div>	Issued at:
--	--	------------



Printed: 27-08-2018 - 13:53

Results: www.mstworld.com. Live Timing: <https://livetiming.getraceresults.com/mst>. Email: timing@mstworld.com

Oulton Park Gold Cup Historic Race Meeting - 25 - 27 Aug 2018

HSCC Historic Formula 3

Race 14 - Sector Analysis

1 Jon Milicevic (B)								Brabham BT21B							
lap	Sect-1	Speed	Sect-2	Speed	Sect-3	Speed	Laptime Pit	lap	Sect-1	Speed	Sect-2	Speed	Sect-3	Speed	Laptime Pit
1		111.3	53.718	95.3	30.955	101.3	1:56.977	3	27.282	113.5	52.859	96.0	30.791	100.3	1:50.932
2	27.098	113.2	53.459	96.8	30.531	101.9	1:51.088	4	27.239	113.0	52.435	97.1	30.604	101.9	1:50.278

2 Barry Sewell (B)								Lotus 41							
lap	Sect-1	Speed	Sect-2	Speed	Sect-3	Speed	Laptime Pit	lap	Sect-1	Speed	Sect-2	Speed	Sect-3	Speed	Laptime Pit
1		108.1	57.166	91.7	34.148	98.1	2:08.086	3	29.453	107.6	56.537	91.7	33.142	97.4	1:59.132
2	29.452	107.2	56.905	92.0	33.326	97.1	1:59.683	4	29.715	107.6	56.304	91.3	33.188	92.8	1:59.207

8 Martyn Halliday (B)								Chevron B15C							
lap	Sect-1	Speed	Sect-2	Speed	Sect-3	Speed	Laptime Pit	lap	Sect-1	Speed	Sect-2	Speed	Sect-3	Speed	Laptime Pit
1		100.0	59.555	89.9	33.623	96.6	2:10.808	3	29.121	111.7	56.513	96.4	33.201	99.7	1:58.835
2	29.314	111.8	57.059	94.8	33.294	97.7	1:59.667	4	29.109	111.5	57.066	95.2	33.122	94.5	1:59.297

16 Mark Linstone (B)								Brabham BT21							
lap	Sect-1	Speed	Sect-2	Speed	Sect-3	Speed	Laptime Pit	lap	Sect-1	Speed	Sect-2	Speed	Sect-3	Speed	Laptime Pit
1		109.9	55.469	95.2	31.948	100.5	2:02.220	3	29.126	109.0	56.831	94.5	32.395	99.5	1:58.352
2	28.928	109.7	56.538	93.9	33.032	99.3	1:58.498	4	28.729	110.2	56.337	93.5	32.564	99.6	1:57.630

25 Andrew Hibberd (B)								Brabham BT18							
lap	Sect-1	Speed	Sect-2	Speed	Sect-3	Speed	Laptime Pit	lap	Sect-1	Speed	Sect-2	Speed	Sect-3	Speed	Laptime Pit
1		114.9	53.936	98.9	31.179	104.4	1:58.389	3	27.204	113.5	52.952	98.8	30.644	104.1	1:50.800
2	27.656	114.3	53.286	98.8	30.673	103.6	1:51.615	4	27.164	113.9	52.970	99.2	30.790	103.1	1:50.924

26 Steve Seaman (B)								Brabham BT21							
lap	Sect-1	Speed	Sect-2	Speed	Sect-3	Speed	Laptime Pit	lap	Sect-1	Speed	Sect-2	Speed	Sect-3	Speed	Laptime Pit
1		113.3	55.427	98.8	31.537	102.6	2:00.954	3	27.633	112.4	54.753	97.1	31.907	101.3	1:54.293
2	27.813	113.2	55.386	98.1	31.831	102.2	1:55.030	4	27.816	111.3	55.353	97.7	31.889	96.6	1:55.058

34 Jim Blockley (B)								Brabham BT21B-16							
lap	Sect-1	Speed	Sect-2	Speed	Sect-3	Speed	Laptime Pit	lap	Sect-1	Speed	Sect-2	Speed	Sect-3	Speed	Laptime Pit

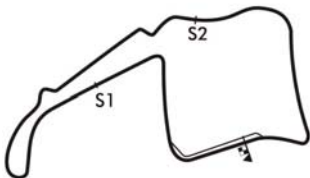
41 Enrico Spaggiari (B)								Lotus 41							
lap	Sect-1	Speed	Sect-2	Speed	Sect-3	Speed	Laptime Pit	lap	Sect-1	Speed	Sect-2	Speed	Sect-3	Speed	Laptime Pit
1		110.6	56.822	95.7	33.349	98.7	2:07.360	3	28.051	109.9	54.873	95.7	31.920	99.3	1:54.844
2	28.453	109.7	55.450	95.6	31.869	99.6	1:55.772	4	28.501	110.0	54.865	95.5	31.728	99.2	1:55.094

82 Marcus Mussa (B)								Tecno F3							
lap	Sect-1	Speed	Sect-2	Speed	Sect-3	Speed	Laptime Pit	lap	Sect-1	Speed	Sect-2	Speed	Sect-3	Speed	Laptime Pit
1		110.2	55.552	94.5	32.019	100.0	2:02.992	3	28.717	109.0	56.290	93.2	32.400	99.2	1:57.407
2	28.557	111.5	56.430	94.3	32.372	99.2	1:57.359	4	28.599	108.6	55.842	95.1	32.268	99.7	1:56.709

88 Michael Scott (B)								Brabham BT28							
lap	Sect-1	Speed	Sect-2	Speed	Sect-3	Speed	Laptime Pit	lap	Sect-1	Speed	Sect-2	Speed	Sect-3	Speed	Laptime Pit
1		112.2	53.907	97.0	31.423	99.7	1:58.366	3	27.947	111.1	54.113	96.3	31.703	99.0	1:53.763
2	28.503	112.4	53.696	97.9	31.712	99.3	1:53.911	4	28.211	110.9	54.314	93.9	32.115	98.6	1:54.640

89 James Long (A)								Brabham BT15							
lap	Sect-1	Speed	Sect-2	Speed	Sect-3	Speed	Laptime Pit	lap	Sect-1	Speed	Sect-2	Speed	Sect-3	Speed	Laptime Pit
1		105.2	1:00.012	89.8	33.275	96.5	2:11.291	3	29.362	106.6	57.167	90.3	33.152	95.1	1:59.681
2	29.963	103.8	57.375	89.9	33.166	95.8	2:00.504	4	29.364	105.9	56.987	90.4	32.872	95.4	1:59.223

96 Keith Messer (B)								Vesey Ford							
lap	Sect-1	Speed	Sect-2	Speed	Sect-3	Speed	Laptime Pit	lap	Sect-1	Speed	Sect-2	Speed	Sect-3	Speed	Laptime Pit
1		104.6	1:00.634	77.0			2:36.228	2							



Session Start: 13:44:19 - Finish: 13:51:47

Weather/Track Conditions: Cloud/Dry

Circuit: Oulton Park International

Track Length: 4.332 Km - 2.6918 miles

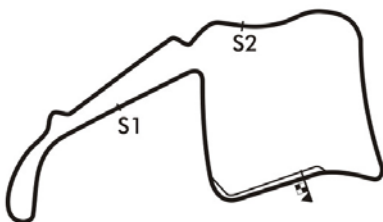
Printed: 27-08-2018 - 13:53

Oulton Park Gold Cup Historic Race Meeting - 25 - 27 Aug 2018

HSCC Historic Formula 3

Race 14 - Best Sector Times

	SECTOR 1			SECTOR 2			SECTOR 3			IDEAL / BEST LAP COMPARISON					
	NO	TIME	LAP	NO	TIME	LAP	NO	TIME	LAP	NO	NAME	BEST	IN	IDEAL	DIFF
1	1	27.098	2	1	52.435	4	1	30.531	2	1	Jon Milicevic	1:50.278	4	1:50.064	+0.214
2	25	27.164	4	25	52.952	3	25	30.644	3	25	Andrew Hibberd	1:50.800	3	1:50.760	+0.040
3	26	27.633	3	88	53.696	2	88	31.423	1	88	Michael Scott	1:53.763	3	1:53.066	+0.697
4	88	27.947	3	26	54.753	3	26	31.537	1	26	Steve Seaman	1:54.293	3	1:53.923	+0.370
5	41	28.051	3	41	54.865	4	41	31.728	4	41	Enrico Spaggiari	1:54.844	3	1:54.644	+0.200
6	82	28.557	2	16	55.469	1	16	31.948	1	82	Marcus Mussa	1:56.709	4	1:56.128	+0.581
7	16	28.729	4	82	55.552	1	82	32.019	1	16	Mark Linstone	1:57.630	4	1:56.146	+1.484
8	8	29.109	4	2	56.304	4	89	32.872	4	8	Martyn Halliday	1:58.835	3	1:58.744	+0.091
9	89	29.362	3	8	56.513	3	8	33.122	4	2	Barry Sewell	1:59.132	3	1:58.898	+0.234
10	2	29.452	2	89	56.987	4	2	33.142	3	89	James Long	1:59.223	4	1:59.221	+0.002
11	34			96	1:00.634	1	96	1:33.531	0	96	Keith Messer			3:09.093	7:45.682
12	96	34.928	1	34			34			34	Jim Blockley			3:27.012	7:27.763



Session Start: 13:44:19 - Finish: 13:51:47

Weather/Track Conditions: Cloud/Dry

Circuit: Oulton Park International

Track Length: 4.332 Km - 2.6918 miles

Printed: 27-08-2018 - 13:53

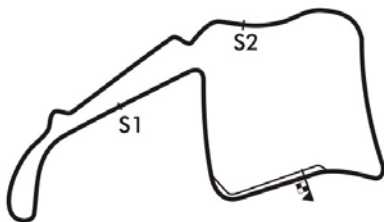


Oulton Park Gold Cup Historic Race Meeting - 25 - 27 Aug 2018

HSCC Historic Formula 3

Race 14 - Best Sector Speeds

	NO	SECTOR 1	MPH	NO	SECTOR 2	MPH	NO	SECTOR 3	MPH
1	25	Andrew Hibberd	114.9	25	Andrew Hibberd	99.2	25	Andrew Hibberd	104.4
2	1	Jon Milicevic	113.5	26	Steve Seaman	98.8	26	Steve Seaman	102.6
3	26	Steve Seaman	113.3	88	Michael Scott	97.9	1	Jon Milicevic	101.9
4	88	Michael Scott	112.4	1	Jon Milicevic	97.1	16	Mark Linstone	100.5
5	8	Martyn Halliday	111.8	8	Martyn Halliday	96.4	82	Marcus Mussa	100.0
6	82	Marcus Mussa	111.5	41	Enrico Spaggiari	95.7	8	Martyn Halliday	99.7
7	41	Enrico Spaggiari	110.6	16	Mark Linstone	95.2	88	Michael Scott	99.7
8	16	Mark Linstone	110.2	82	Marcus Mussa	95.1	41	Enrico Spaggiari	99.6
9	2	Barry Sewell	108.1	2	Barry Sewell	92.0	2	Barry Sewell	98.1
10	89	James Long	106.6	89	James Long	90.4	89	James Long	96.5
11	96	Keith Messer	104.6	96	Keith Messer	77.0	96	Keith Messer	31.7
12	34	Jim Blockley	100.7	34	Jim Blockley	60.1	34	Jim Blockley	29.5



Session Start: 13:44:19 - Finish: 13:51:47

Weather/Track Conditions: Cloud/Dry

Circuit: Oulton Park International

Track Length: 4.332 Km - 2.6918 miles

Printed: 27-08-2018 - 13:53



Oulton Park Gold Cup Historic Race Meeting - 25 - 27 Aug 2018

HSCC Historic Formula 3

Race 14 - Lap Chart

Lap 1			Lap 2			Lap 3			Lap 4		
NO	Behind	Laptime	NO	Behind	Laptime	NO	Behind	Laptime	NO	Behind	Laptime
1		1:56.977	1		1:51.088	1		1:50.932	1		1:50.278
88	1.389	1:58.366	25	1.939	1:51.615	25	1.807	1:50.800	25	2.453	1:50.924
25	1.412	1:58.389	88	4.212	1:53.911	88	7.043	1:53.763	88	11.405	1:54.640
26	3.977	2:00.954	26	7.919	1:55.030	26	11.280	1:54.293	26	16.060	1:55.058
16	5.243	2:02.220	82	12.286	1:57.359	82	18.761	1:57.407	41	23.795	1:55.094
82	6.015	2:02.992	16	12.653	1:58.498	41	18.979	1:54.844	82	25.192	1:56.709
41	10.383	2:07.360	41	15.067	1:55.772	16	20.073	1:58.352	16	27.425	1:57.630
2	11.109	2:08.086	2	19.704	1:59.683	2	27.904	1:59.132	2	36.833	1:59.207
8	13.831	2:10.808	8	22.410	1:59.667	8	30.313	1:58.835	8	39.332	1:59.297
89	14.314	2:11.291	89	23.730	2:00.504	89	32.479	1:59.681	89	41.424	1:59.223
96	39.251	2:36.228									

Session Start: 13:44:19 - Finish: 13:51:47

Weather/Track Conditions: Cloud/Dry

Circuit: Oulton Park International

Track Length: 4.332 Km - 2.6918 miles

Printed: 27-08-2018 - 13:54