



HSCC HISTORIC FORMULA 3

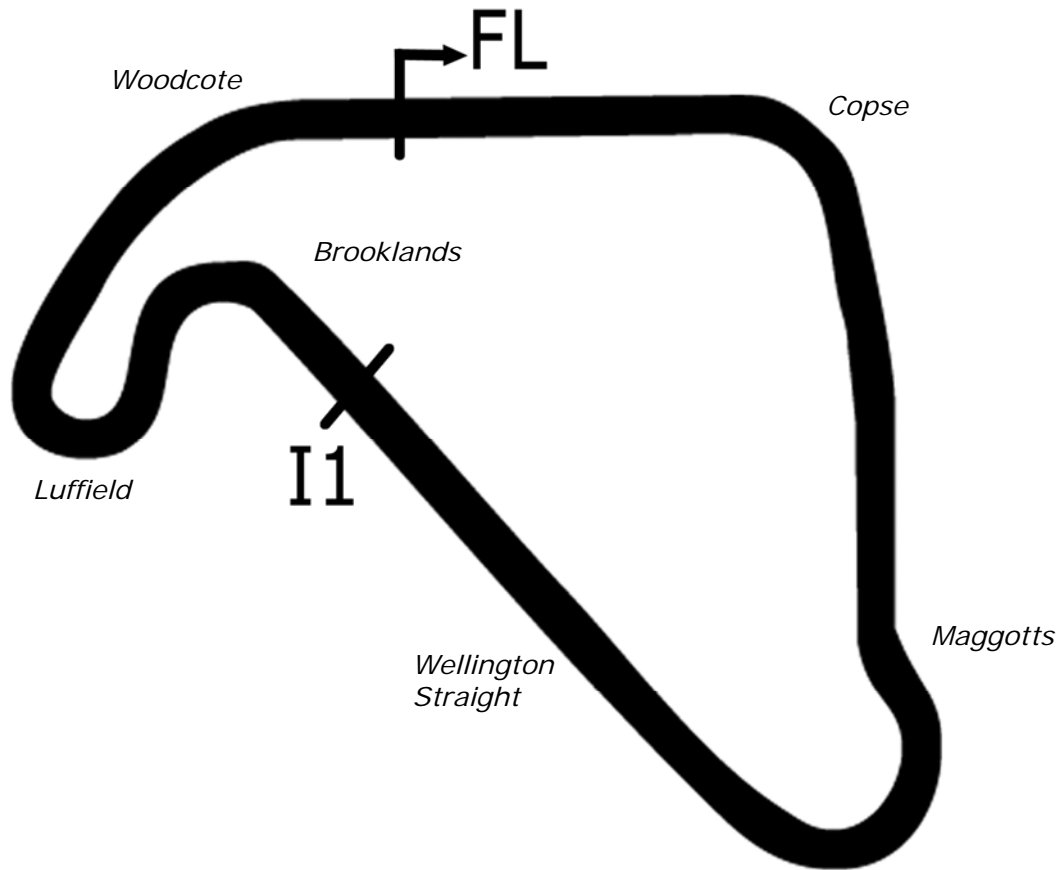
Silverstone National Circuit

20th October 2019



Results Provided by Timing Solutions Ltd
www.tsl-timing.com

Silverstone National



Length	1.6404 miles	2640.07 m	
FL		52.07872 N	1.01711 W
I1	1669m	52.07603 N	1.01669 W
Pit Entry	2610m	52.07859 N	1.01758 W
Pit Exit	308m after FL	52.07880 N	1.01268 W
Pit Entry–Pit Exit 336m, 20.1s @60kph, 15.1s @80kph			

All results available at www.tsl-timing.com

Sheet No:

Issue Time:



HSCC Historic Formula 3

QUALIFYING - RACE 13 - CLASSIFICATION

POS	NO	CL	PIC NAME	ENTRY	TIME	ON	LAPS	GAP	DIFF	MPH
1	25	B	1 Andrew HIBBERD	Brabham BT18	1:02.565	14	14			94.39
2	1	B	2 Jon MILICEVIC	Brabham BT21B	1:02.638	8	14	0.073	0.073	94.28
3	61	B	3 Andy JARVIS	March 703	1:03.783	10	14	1.218	1.145	92.59
4	22	B	4 Simon ARMER	March 703	1:03.990	13	14	1.425	0.207	92.29
5	65*	B	5 Peter THOMPSON	Brabham BT21	1:04.069	12	14	1.504	0.079	92.17
6	88	B	6 Michael SCOTT	Brabham BT28	1:04.231	6	14	1.666	0.162	91.94
7	6	B	7 Leif BOSSON	Brabham BT28	1:04.259	14	14	1.694	0.028	91.90
8	41	B	8 Enrico SPAGGIARI	Lotus 41X	1:04.546	7	13	1.981	0.287	91.49
9	96	B	9 Harindra DE SILVA	Tecno F3	1:04.581	7	13	2.016	0.035	91.44
10	26	B	10 Steve SEAMAN	Brabham BT21	1:04.806	12	13	2.241	0.225	91.12
11	9	B	11 Andrew TART	Merlyn Mk9	1:05.677	11	13	3.112	0.871	89.91
12	71	B	12 Mike WALKER	Brabham BT21	1:05.905	12	13	3.340	0.228	89.60
13	14	B	13 Simon ETHERINGTON	Brabham BT15	1:09.123	9	12	6.558	3.218	85.43
14	16	B	14 Mark LINSTONE	Brabham BT21	1:11.815	3	4	9.250	2.692	82.23
15	34	B	15 Gil DUFFY	Brabham BT21B	1:15.157	10	12	12.592	3.342	78.57
16	60	Inv	1 Roger FOWLER	Lola T60	1:15.310	6	6	12.745	0.153	78.41

*Car 65 - transponder not working, please check position.

Weather / Track : Cloudy / Dry

These results are provisional until the conclusion of any judicial and technical matters.

Silverstone National

Circuit Length = 1.6404 miles

Start: 09:36 Flag 09:51 End: 09:52

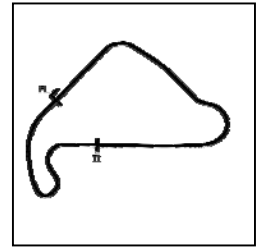
Clerk Of Course : Julian Floyd

Steward :

Timekeeper : Nick Palmer

HSCC Historic Formula 3

QUALIFYING - RACE 13 - SECTOR ANALYSIS



SECTOR 1 = FL to I1, SECTOR 2 = I1 to FL, DIFF = Difference To Personal Best Lap, P = Crossed Finish Line in Pit Lane, D = Time Disallowed

P1		25 B		Andrew HIBBERD		Brabham BT18		
IDEAL LAP TIME : 1:02.565		BEST LAP TIME : 1:02.565		DIFFERENCE : 0.000				
LAP	SECTOR 1		SECTOR 2		LAP TIME	MPH	DIFF	TIME OF DAY
1 -	45.744	111.4	27.677	109.7	1:13.421	80.43	10.856	09:38:11.143
2 -	39.104	116.5	26.523	110.7	1:05.627	89.98	3.062	09:39:16.770
3 -	38.114	118.5	26.362	111.0	1:04.476	91.59	1.911	09:40:21.246
4 -	38.202	118.5	25.839	111.6	1:04.041	92.21	1.476	09:41:25.287
5 -	37.729	117.1	25.900	110.7	1:03.629	92.81	1.064	09:42:28.916
6 -	37.537	118.3	25.710	110.7	1:03.247	93.37	0.682	09:43:32.163
7 -	37.369	121.7	26.329	111.0	1:03.698	92.71	1.133	09:44:35.861
8 -	39.428	116.7	25.671	111.4	1:05.099	90.71	2.534	09:45:40.960
9 -	38.084	117.1	25.642	110.5	1:03.726	92.67	1.161	09:46:44.686
10 -	37.880	116.7	26.017	110.1	1:03.897	92.42	1.332	09:47:48.583
11 -	37.708	117.3	25.531	111.0	1:03.239 (3)	93.38	0.674	09:48:51.822
12 -	37.677	117.3	25.697	111.2	1:03.374	93.18	0.809	09:49:55.196
13 -	37.339	119.4	25.436	112.0	1:02.775 (2)	94.07	0.210	09:50:57.971
14 -	37.322	119.1	25.243	114.5	1:02.565 (1)	94.39		09:52:00.536

P2		1 B		Jon MILICEVIC		Brabham BT21B		
IDEAL LAP TIME : 1:02.638		BEST LAP TIME : 1:02.638		DIFFERENCE : 0.000				
LAP	SECTOR 1		SECTOR 2		LAP TIME	MPH	DIFF	TIME OF DAY
1 -	39.129	116.9	26.542	110.7	1:05.671	89.92	3.033	09:37:46.190
2 -	37.662	119.8	26.470	109.9	1:04.132	92.08	1.494	09:38:50.322
3 -	37.790	116.3	27.224	109.7	1:05.014	90.83	2.376	09:39:55.336
4 -	37.897	116.1	25.729	109.7	1:03.626	92.81	0.988	09:40:58.962
5 -	37.399	119.1	26.506	109.6	1:03.905	92.41	1.267	09:42:02.867
6 -	37.520	116.7	25.762	109.6	1:03.282	93.32	0.644	09:43:06.149
7 -	37.338	116.5	25.425	109.6	1:02.763 (2)	94.09	0.125	09:44:08.912
8 -	37.265	116.9	25.373	109.9	1:02.638 (1)	94.28		09:45:11.550
9 -	40.030	114.9	25.841	109.4	1:05.871	89.65	3.233	09:46:17.421
10 -	37.583	116.7	25.682	109.7	1:03.265	93.34	0.627	09:47:20.686
11 -	37.568	116.7	25.675	109.7	1:03.243	93.38	0.605	09:48:23.929
12 -	37.533	117.7	25.760	110.3	1:03.293	93.30	0.655	09:49:27.222
13 -	37.645	116.5	25.817	110.3	1:03.462	93.05	0.824	09:50:30.684
14 -	37.550	116.5	25.590	110.3	1:03.140 (3)	93.53	0.502	09:51:33.824

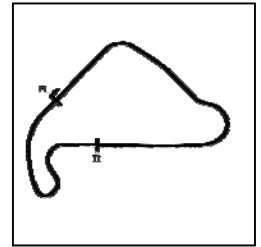
P3		61 B		Andy JARVIS		March 703		
IDEAL LAP TIME : 1:03.783		BEST LAP TIME : 1:03.783		DIFFERENCE : 0.000				
LAP	SECTOR 1		SECTOR 2		LAP TIME	MPH	DIFF	TIME OF DAY
1 -	41.346	112.0	27.979	104.5	1:09.325	85.18	5.542	09:37:54.641
2 -	39.795	110.9	28.172	105.0	1:07.967	86.89	4.184	09:39:02.608
3 -	38.891	112.5	26.996	106.2	1:05.887	89.63	2.104	09:40:08.495
4 -	38.454	113.1	26.198	105.7	1:04.652	91.34	0.869	09:41:13.147
5 -	38.245	112.5	26.145	105.9	1:04.390	91.71	0.607	09:42:17.537
6 -	38.170	113.5	25.774	106.7	1:03.944 (2)	92.35	0.161	09:43:21.481
7 -	41.241	113.3	26.057	106.5	1:07.298	87.75	3.515	09:44:28.779
8 -	38.319	113.1	25.950	106.7	1:04.269	91.88	0.486	09:45:33.048
9 -	38.209	113.5	25.867	106.7	1:04.076 (3)	92.16	0.293	09:46:37.124
10 -	38.142	115.9	25.641	107.1	1:03.783 (1)	92.59		09:47:40.907
11 -	38.715	112.9	25.938	106.0	1:04.653	91.34	0.870	09:48:45.560
12 -	38.322	113.5	26.082	106.9	1:04.404	91.69	0.621	09:49:49.964
13 -	38.496	113.7	26.184	106.2	1:04.680	91.30	0.897	09:50:54.644
14 -	38.187	112.7	25.921	106.5	1:04.108	92.12	0.325	09:51:58.752

Weather / Track : Cloudy / Dry

Silverstone National
Circuit Length = 1.6404 miles
Start: 09:36 Flag 09:51 End: 09:52

HSCC Historic Formula 3

QUALIFYING - RACE 13 - SECTOR ANALYSIS



SECTOR 1 = FL to I1, SECTOR 2 = I1 to FL, DIFF = Difference To Personal Best Lap, P = Crossed Finish Line in Pit Lane, D = Time Disallowed

P4		22 B		Simon ARMER		March 703			
IDEAL LAP TIME : 1:03.856		BEST LAP TIME : 1:03.990		DIFFERENCE : 0.134					
LAP	SECTOR 1		SECTOR 2		LAP TIME	MPH	DIFF	TIME OF DAY	
1 -	40.366	111.1	26.962	106.0	1:07.328	87.71	3.338	09:37:44.380	
2 -	38.964	111.1	27.204	105.7	1:06.168	89.25	2.178	09:38:50.548	
3 -	38.586	113.9	28.156	105.5	1:06.742	88.48	2.752	09:39:57.290	
4 -	38.648	112.2	26.517	105.9	1:05.165	90.62	1.175	09:41:02.455	
5 -	38.605	111.6	26.353	107.1	1:04.958	90.91	0.968	09:42:07.413	
6 -	38.902	112.0	26.541	105.3	1:05.443	90.24	1.453	09:43:12.856	
7 -	38.914	111.4	26.326	104.8	1:05.240	90.52	1.250	09:44:18.096	
8 -	38.505	110.0	26.376	104.7	1:04.881	91.02	0.891	09:45:22.977	
9 -	38.436	112.5	26.340	105.0	1:04.776	91.17	0.786	09:46:27.753	
10 -	38.540	112.7	25.921	105.7	1:04.461	91.61	0.471	09:47:32.214	
11 -	38.371	112.4	26.063	106.2	1:04.434	91.65	0.444	09:48:36.648	
12 -	38.201	113.3	26.046	106.5	1:04.247 (3)	91.92	0.257	09:49:40.895	
13 -	37.935	112.5	26.055	105.3	1:03.990 (1)	92.29		09:50:44.885	
14 -	38.013	112.0	26.110	104.8	1:04.123 (2)	92.09	0.133	09:51:49.008	

P5		65 B		Peter THOMPSON		Brabham BT21			
IDEAL LAP TIME :		BEST LAP TIME : 1:04.069		DIFFERENCE :					
LAP	SECTOR 1		SECTOR 2		LAP TIME	MPH	DIFF	TIME OF DAY	
1 -					1:07.884	86.99	3.815	09:38:06.573	
2 -					1:07.600	87.36	3.531	09:39:14.173	
3 -					1:06.492	88.81	2.423	09:40:20.665	
4 -					1:05.250	90.50	1.181	09:41:25.915	
5 -					1:04.672	91.31	0.603	09:42:30.587	
6 -					1:04.900	90.99	0.831	09:43:35.487	
7 -					1:05.052	90.78	0.983	09:44:40.539	
8 -					1:04.759	91.19	0.690	09:45:45.298	
9 -					1:04.653 (3)	91.34	0.584	09:46:49.951	
10 -					1:04.788	91.15	0.719	09:47:54.739	
11 -					1:04.868	91.04	0.799	09:48:59.607	
12 -					1:04.069 (1)	92.17		09:50:03.676	
13 -					1:04.986	90.87	0.917	09:51:08.662	
14 -					1:04.210 (2)	91.97	0.141	09:52:12.872	

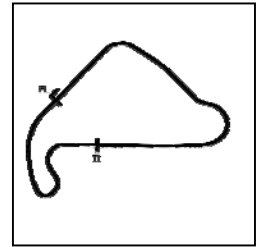
P6		88 B		Michael SCOTT		Brabham BT28			
IDEAL LAP TIME : 1:04.009		BEST LAP TIME : 1:04.231		DIFFERENCE : 0.222					
LAP	SECTOR 1		SECTOR 2		LAP TIME	MPH	DIFF	TIME OF DAY	
1 -	42.658	105.3	28.414	101.4	1:11.072	83.09	6.841	09:38:00.354	
2 -	40.223	115.5	28.610	105.0	1:08.833	85.79	4.602	09:39:09.187	
3 -	39.540	112.5	27.678	108.8	1:07.218	87.85	2.987	09:40:16.405	
4 -	38.711	116.3	26.360	109.2	1:05.071	90.75	0.840	09:41:21.476	
5 -	38.471	115.1	26.369	109.0	1:04.840	91.08	0.609	09:42:26.316	
6 -	38.021	115.7	26.210	108.8	1:04.231 (1)	91.94		09:43:30.547	
7 -	38.760	116.9	26.805	106.2	1:05.565	90.07	1.334	09:44:36.112	
8 -	39.942	115.7	25.988	110.3	1:05.930	89.57	1.699	09:45:42.042	
9 -	38.612	114.7	27.412	107.8	1:06.024	89.44	1.793	09:46:48.066	
10 -	38.640	113.7	26.088	109.0	1:04.728 (3)	91.23	0.497	09:47:52.794	
11 -	40.042	111.4	26.371	109.2	1:06.413	88.92	2.182	09:48:59.207	
12 -	38.847	98.5	26.729	109.2	1:05.576	90.05	1.345	09:50:04.783	
13 -	38.237	116.3	26.213	110.5	1:04.450 (2)	91.63	0.219	09:51:09.233	
14 -	38.953	115.5	26.536	108.8	1:05.489	90.17	1.258	09:52:14.722	

Weather / Track : Cloudy / Dry

Silverstone National
Circuit Length = 1.6404 miles
Start: 09:36 Flag 09:51 End: 09:52

HSCC Historic Formula 3

QUALIFYING - RACE 13 - SECTOR ANALYSIS



SECTOR 1 = FL to I1, SECTOR 2 = I1 to FL, DIFF = Difference To Personal Best Lap, P = Crossed Finish Line in Pit Lane, D = Time Disallowed

P7		6 B		Leif BOSSON		Brabham BT28			
IDEAL LAP TIME : 1:04.259		BEST LAP TIME : 1:04.259		DIFFERENCE : 0.000					
LAP	SECTOR 1		SECTOR 2		LAP TIME	MPH	DIFF	TIME OF DAY	
1 -	39.876	116.9	27.001	109.4	1:06.877	88.30	2.618	09:37:47.701	
2 -	38.628	116.9	28.113	107.6	1:06.741	88.48	2.482	09:38:54.442	
3 -	38.839	116.5	27.482	108.5	1:06.321	89.04	2.062	09:40:00.763	
4 -	38.231	117.1	26.749	108.3	1:04.980	90.88	0.721	09:41:05.743	
5 -	38.704	116.1	26.802	109.7	1:05.506	90.15	1.247	09:42:11.249	
6 -	38.902	116.9	26.496	109.4	1:05.398	90.30	1.139	09:43:16.647	
7 -	40.238	115.5	26.822	108.5	1:07.060	88.06	2.801	09:44:23.707	
8 -	38.631	115.7	26.837	108.5	1:05.468	90.20	1.209	09:45:29.175	
9 -	38.536	116.3	26.642	109.0	1:05.178	90.60	0.919	09:46:34.353	
10 -	39.486	115.9	27.117	107.6	1:06.603	88.66	2.344	09:47:40.956	
11 -	39.280	118.9	26.304	111.2	1:05.584	90.04	1.325	09:48:46.540	
12 -	38.283	118.9	26.351	110.9	1:04.634 (2)	91.37	0.375	09:49:51.174	
13 -	38.682	117.7	26.165	110.3	1:04.847 (3)	91.07	0.588	09:50:56.021	
14 -	38.107	117.7	26.152	110.7	1:04.259 (1)	91.90		09:52:00.280	

P8		41 B		Enrico SPAGGIARI		Lotus 41X			
IDEAL LAP TIME : 1:04.431		BEST LAP TIME : 1:04.546		DIFFERENCE : 0.115					
LAP	SECTOR 1		SECTOR 2		LAP TIME	MPH	DIFF	TIME OF DAY	
1 -	45.737	104.5	29.491	104.8	1:15.228	78.50	10.682	09:38:18.039	
2 -	40.984	109.8	31.786	105.7	1:12.770	81.15	8.224	09:39:30.809	
3 -	40.035	111.8	27.014	106.5	1:07.049	88.07	2.503	09:40:37.858	
4 -	39.147	112.2	26.428	106.9	1:05.575	90.05	1.029	09:41:43.433	
5 -	39.070	112.7	26.306	107.1	1:05.376	90.33	0.830	09:42:48.809	
6 -	38.488	113.5	26.177	107.4	1:04.665 (2)	91.32	0.119	09:43:53.474	
7 -	38.355	112.9	26.191	106.9	1:04.546 (1)	91.49		09:44:58.020	
8 -	38.500	113.3	26.250	106.9	1:04.750 (3)	91.20	0.204	09:46:02.770	
9 -	39.100	113.1	33.320	106.9	1:12.420	81.54	7.874	09:47:15.190	
10 -	39.346	113.1	26.417	106.9	1:05.763	89.80	1.217	09:48:20.953	
11 -	38.677	113.1	26.546	107.1	1:05.223	90.54	0.677	09:49:26.176	
12 -	39.647	115.7	26.161	107.9	1:05.808	89.74	1.262	09:50:31.984	
13 -	38.270	114.3	26.560	107.1	1:04.830	91.09	0.284	09:51:36.814	

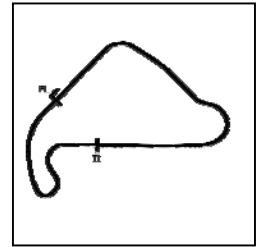
P9		96 B		Harindra DE SILVA		Tecno F3			
IDEAL LAP TIME : 1:04.510		BEST LAP TIME : 1:04.581		DIFFERENCE : 0.071					
LAP	SECTOR 1		SECTOR 2		LAP TIME	MPH	DIFF	TIME OF DAY	
1 -	41.239	114.5	28.021	108.1	1:09.260	85.26	4.679	09:38:10.195	
2 -	40.302	116.3	26.892	111.0	1:07.194	87.88	2.613	09:39:17.389	
3 -	38.925	117.3	28.232	107.6	1:07.157	87.93	2.576	09:40:24.546	
4 -	39.578	114.3	26.735	108.3	1:06.313	89.05	1.732	09:41:30.859	
5 -	39.157	111.4	26.905	106.4	1:06.062	89.39	1.481	09:42:36.921	
6 -	38.748	113.1	26.413	107.6	1:05.161	90.63	0.580	09:43:42.082	
7 -	38.432	114.1	26.149	109.0	1:04.581 (1)	91.44		09:44:46.663	
8 -	38.361	115.1	27.096	107.1	1:05.457	90.22	0.876	09:45:52.120	
9 -	38.712	115.1	26.293	109.2	1:05.005 (3)	90.84	0.424	09:46:57.125	
10 -	38.658	116.9	26.856	106.2	1:05.514	90.14	0.933	09:48:02.639	
11 -	38.572	113.9	26.273	110.3	1:04.845 (2)	91.07	0.264	09:49:07.484	
12 -	40.484	113.5	26.423	107.1	1:06.907	88.26	2.326	09:50:14.391	
13 -	38.574	113.1	26.668	107.4	1:05.242	90.51	0.661	09:51:19.633	

Weather / Track : Cloudy / Dry

Silverstone National
Circuit Length = 1.6404 miles
Start: 09:36 Flag 09:51 End: 09:52

HSCC Historic Formula 3

QUALIFYING - RACE 13 - SECTOR ANALYSIS



SECTOR 1 = FL to I1, SECTOR 2 = I1 to FL, DIFF = Difference To Personal Best Lap, P = Crossed Finish Line in Pit Lane, D = Time Disallowed

P10		26 B		Steve SEAMAN		Brabham BT21		
IDEAL LAP TIME : 1:04.565		BEST LAP TIME : 1:04.806		DIFFERENCE : 0.241				
LAP	SECTOR 1		SECTOR 2		LAP TIME	MPH	DIFF	TIME OF DAY
1 -	45.332	98.2	28.255	107.8	1:13.587	80.25	8.781	09:38:03.548
2 -	40.902	107.3	30.032	105.9	1:10.934	83.25	6.128	09:39:14.482
3 -	40.604	103.7	29.806	103.2	1:10.410	83.87	5.604	09:40:24.892
4 -	39.804	112.4	26.890	111.6	1:06.694	88.54	1.888	09:41:31.586
5 -	38.993	106.5	26.970	111.8	1:05.963	89.53	1.157	09:42:37.549
6 -	42.996	107.0	26.777	109.7	1:09.773	84.64	4.967	09:43:47.322
7 -	38.891	115.5	26.392	109.9	1:05.283	90.46	0.477	09:44:52.605
8 -	38.526	115.5	26.406	110.3	1:04.932 (2)	90.95	0.126	09:45:57.537
9 -	39.806	115.9	26.383	109.4	1:06.189	89.22	1.383	09:47:03.726
10 -	38.790	115.3	26.579	109.2	1:05.369	90.34	0.563	09:48:09.095
11 -	38.588	115.7	26.381	109.7	1:04.969 (3)	90.89	0.163	09:49:14.064
12 -	38.767	115.5	26.039	112.6	1:04.806 (1)	91.12		09:50:18.870
13 -	39.232	115.5	26.343	109.9	1:05.575	90.05	0.769	09:51:24.445

P11		9 B		Andrew TART		Merlyn Mk9		
IDEAL LAP TIME : 1:05.660		BEST LAP TIME : 1:05.677		DIFFERENCE : 0.017				
LAP	SECTOR 1		SECTOR 2		LAP TIME	MPH	DIFF	TIME OF DAY
1 -	41.010	112.7	28.119	106.9	1:09.129	85.42	3.452	09:37:53.700
2 -	46.834	113.3	29.437	102.2	1:16.271	77.43	10.594	09:39:09.971
3 -	39.421	116.1	27.705	109.6	1:07.126	87.97	1.449	09:40:17.097
4 -	39.368	115.7	27.511	107.2	1:06.879	88.30	1.202	09:41:23.976
5 -	39.131	114.7	27.845	109.6	1:06.976	88.17	1.299	09:42:30.952
6 -	38.890	117.3	27.126	108.7	1:06.016	89.45	0.339	09:43:36.968
7 -	38.871	116.3	26.856	109.0	1:05.727 (2)	89.85	0.050	09:44:42.695
8 -	40.019	115.5	26.931	108.5	1:06.950	88.21	1.273	09:45:49.645
9 -	39.360	115.3	27.433	107.6	1:06.793	88.41	1.116	09:46:56.438
10 -	39.279	114.3	27.716	109.7	1:06.995	88.15	1.318	09:48:03.433
11 -	38.804	117.3	26.873	109.4	1:05.677 (1)	89.91		09:49:09.110
12 -	39.858	116.1	27.262	108.3	1:07.120	87.98	1.443	09:50:16.230
13 -	38.818	114.9	27.057	107.9	1:05.875 (3)	89.64	0.198	09:51:22.105

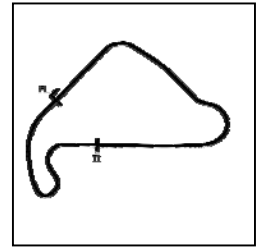
P12		71 B		Mike WALKER		Brabham BT21		
IDEAL LAP TIME : 1:05.590		BEST LAP TIME : 1:05.905		DIFFERENCE : 0.315				
LAP	SECTOR 1		SECTOR 2		LAP TIME	MPH	DIFF	TIME OF DAY
1 -	44.752	88.7	29.797	101.4	1:14.549	79.21	8.644	09:38:08.607
2 -	42.759	97.2	29.693	104.3	1:12.452	81.51	6.547	09:39:21.059
3 -	40.671	103.4	28.730	104.0	1:09.401	85.09	3.496	09:40:30.460
4 -	39.841	108.5	28.273	103.8	1:08.114	86.70	2.209	09:41:38.574
5 -	39.478	112.7	27.210	105.3	1:06.688	88.55	0.783	09:42:45.262
6 -	39.396	112.4	27.384	106.4	1:06.780	88.43	0.875	09:43:52.042
7 -	40.067	102.9	27.570	105.5	1:07.637	87.31	1.732	09:44:59.679
8 -	50.184	97.3	28.336	108.5	1:18.520	75.21	12.615	09:46:18.199
9 -	40.323	114.1	27.257	106.2	1:07.580	87.38	1.675	09:47:25.779
10 -	39.147	113.7	27.102	106.7	1:06.249 (3)	89.14	0.344	09:48:32.028
11 -	40.764	112.5	27.014	106.0	1:07.778	87.13	1.873	09:49:39.806
12 -	39.213	104.8	26.692	107.6	1:05.905 (1)	89.60		09:50:45.711
13 -	38.898	114.1	27.197	106.5	1:06.095 (2)	89.35	0.190	09:51:51.806

Weather / Track : Cloudy / Dry

Silverstone National
 Circuit Length = 1.6404 miles
 Start: 09:36 Flag 09:51 End: 09:52

HSCC Historic Formula 3

QUALIFYING - RACE 13 - SECTOR ANALYSIS



SECTOR 1 = FL to I1, SECTOR 2 = I1 to FL, DIFF = Difference To Personal Best Lap, P = Crossed Finish Line in Pit Lane, D = Time Disallowed

P13		14 B		Simon ETHERINGTON		Brabham BT15		
IDEAL LAP TIME : 1:08.894		BEST LAP TIME : 1:09.123		DIFFERENCE : 0.229				
LAP	SECTOR 1		SECTOR 2		LAP TIME	MPH	DIFF	TIME OF DAY
1 -	56.792	87.4	31.126	102.7	1:27.918	67.17	18.795	09:38:19.556
2 -	40.881	107.3	31.867	104.8	1:12.748	81.17	3.625	09:39:32.304
3 -	44.007	106.1	30.814	103.2	1:14.821	78.93	5.698	09:40:47.125
4 -	40.966	110.3	29.370	103.7	1:10.336	83.96	1.213	09:41:57.461
5 -	40.937	111.1	28.814	106.4	1:09.751	84.66	0.628	09:43:07.212
6 -	53.522	108.5	28.683	104.7	1:22.205	71.84	13.082	09:44:29.417
7 -	40.576	108.4	28.857	105.3	1:09.433 (3)	85.05	0.310	09:45:38.850
8 -	40.923	111.4	28.640	105.2	1:09.563	84.89	0.440	09:46:48.413
9 -	40.566	110.3	28.557	106.0	1:09.123 (1)	85.43		09:47:57.536
10 -	40.846	111.4	28.328	105.7	1:09.174 (2)	85.37	0.051	09:49:06.710
11 -	42.530	101.0	29.352	106.0	1:11.882	82.15	2.759	09:50:18.592
12 -	41.505	111.1	28.545	104.8	1:10.050	84.30	0.927	09:51:28.642

P14		16 B		Mark LINSTONE		Brabham BT21		
IDEAL LAP TIME : 1:10.797		BEST LAP TIME : 1:11.815		DIFFERENCE : 1.018				
LAP	SECTOR 1		SECTOR 2		LAP TIME	MPH	DIFF	TIME OF DAY
1 -	43.879	107.5	28.277	100.5	1:12.156 (2)	81.84	0.341	09:37:56.535
2 -	42.840	104.8	30.504	99.0	1:13.344 (3)	80.52	1.529	09:39:09.879
3 -	42.520	106.5	29.295	99.6	1:11.815 (1)	82.23		09:40:21.694
4 -	45.154	93.4	IN PIT		1:24.002 P	70.30	12.187	09:41:45.696

P15		34 B		Gil DUFFY		Brabham BT21B		
IDEAL LAP TIME : 1:14.504		BEST LAP TIME : 1:15.157		DIFFERENCE : 0.653				
LAP	SECTOR 1		SECTOR 2		LAP TIME	MPH	DIFF	TIME OF DAY
1 -	49.678	94.5	31.804	88.6	1:21.482	72.47	6.325	09:38:08.748
2 -	45.561	97.5	33.747	84.4	1:19.308	74.46	4.151	09:39:28.056
3 -	47.263	91.5	34.145	89.4	1:21.408	72.54	6.251	09:40:49.464
4 -	45.987	99.2	31.223	91.3	1:17.210	76.48	2.053	09:42:06.674
5 -	44.959	99.4	31.001	91.3	1:15.960	77.74	0.803	09:43:22.634
6 -	45.807	99.1	31.242	91.0	1:17.049	76.64	1.892	09:44:39.683
7 -	45.045	99.2	31.070	92.7	1:16.115	77.58	0.958	09:45:55.798
8 -	47.936	98.9	31.567	89.8	1:19.503	74.28	4.346	09:47:15.301
9 -	44.686	100.1	31.074	90.8	1:15.760 (3)	77.95	0.603	09:48:31.061
10 -	44.886	100.4	30.271	93.4	1:15.157 (1)	78.57		09:49:46.218
11 -	46.978	99.7	30.299	90.9	1:17.277	76.42	2.120	09:51:03.495
12 -	44.233	95.1	31.270	90.4	1:15.503 (2)	78.21	0.346	09:52:18.998

P16		60 Inv		Roger FOWLER		Lola T60		
IDEAL LAP TIME : 1:14.692		BEST LAP TIME : 1:15.310		DIFFERENCE : 0.618				
LAP	SECTOR 1		SECTOR 2		LAP TIME	MPH	DIFF	TIME OF DAY
1 -	52.552	93.0	IN PIT		6:02.583 P	16.28	4:47.273	09:43:05.997
2 -	OUTLAP	91.1	34.418	93.8	3:22.046	29.22	2:06.736	09:46:28.043
3 -	47.237	98.2	33.946	93.8	1:21.183	72.74	5.873	09:47:49.226
4 -	45.609	104.8	30.622	97.2	1:16.231 (2)	77.47	0.921	09:49:05.457
5 -	48.557	101.3	30.096	99.0	1:18.653 (3)	75.08	3.343	09:50:24.110
6 -	44.596	90.1	30.714	96.7	1:15.310 (1)	78.41		09:51:39.420

HSCC Historic Formula 3

QUALIFYING - RACE 13 - BEST SECTORS

SECTOR 1			SECTOR 2			IDEAL / BEST COMPARISON						
POS	NO	NAME	TIME	NO	NAME	TIME	POS	NO	NAME	IDEAL	BEST	DIFF
1	1	MILICEVIC	37.265	25	HIBBERD	25.243	1	25	HIBBERD	1:02.565	1:02.565	0.000
2	25	HIBBERD	37.322	1	MILICEVIC	25.373	2	1	MILICEVIC	1:02.638	1:02.638	0.000
3	22	ARMER	37.935	61	JARVIS	25.641	3	61	JARVIS	1:03.783	1:03.783	0.000
4	88	SCOTT	38.021	22	ARMER	25.921	4	22	ARMER	1:03.856	1:03.990	0.134
5	6	BOSSON	38.107	88	SCOTT	25.988	5	88	SCOTT	1:04.009	1:04.231	0.222
6	61	JARVIS	38.142	26	SEAMAN	26.039	6	6	BOSSON	1:04.259	1:04.259	0.000
7	41	SPAGGIARI	38.270	96	DE SILVA	26.149	7	41	SPAGGIARI	1:04.431	1:04.546	0.115
8	96	DE SILVA	38.361	6	BOSSON	26.152	8	96	DE SILVA	1:04.510	1:04.581	0.071
9	26	SEAMAN	38.526	41	SPAGGIARI	26.161	9	26	SEAMAN	1:04.565	1:04.806	0.241
10	9	TART	38.804	71	WALKER	26.692	10	71	WALKER	1:05.590	1:05.905	0.315
11	71	WALKER	38.898	9	TART	26.856	11	9	TART	1:05.660	1:05.677	0.017
12	14	ETHERINGTON	40.566	16	LINSTONE	28.277	12	14	ETHERINGTON	1:08.894	1:09.123	0.229
13	16	LINSTONE	42.520	14	ETHERINGTON	28.328	13	16	LINSTONE	1:10.797	1:11.815	1.018
14	34	DUFFY	44.233	60	FOWLER	30.096	14	34	DUFFY	1:14.504	1:15.157	0.653
15	60	FOWLER	44.596	34	DUFFY	30.271	15	60	FOWLER	1:14.692	1:15.310	0.618
16							16	65	THOMPSON		1:04.069	

PERFECT LAP 1:02.508

Weather / Track : Cloudy / Dry

Results can be found at www.tsl-timing.com

Silverstone National
 Circuit Length = 1.6404 miles
 Start: 09:36 Flag 09:51 End: 09:52

Printed - 09:53 Sunday, 20 October 2019

HSCC Historic Formula 3

QUALIFYING - RACE 13 - BEST SPEEDS

POS	INTERMEDIATE 1			INTERMEDIATE 2			FINISH LINE		
	NO	NAME	MPH	NO	NAME	MPH	NO	NAME	MPH
1	25	HIBBERD	121.7				25	HIBBERD	114.5
2	1	MILICEVIC	119.8				26	SEAMAN	112.6
3	6	BOSSON	118.9				6	BOSSON	111.2
4	96	DE SILVA	117.3				96	DE SILVA	111.0
5	9	TART	117.3				1	MILICEVIC	110.7
6	88	SCOTT	116.9				88	SCOTT	110.5
7	61	JARVIS	115.9				9	TART	109.7
8	26	SEAMAN	115.9				71	WALKER	108.5
9	41	SPAGGIARI	115.7				41	SPAGGIARI	107.9
10	71	WALKER	114.1				61	JARVIS	107.1
11	22	ARMER	113.9				22	ARMER	107.1
12	14	ETHERINGTON	111.4				14	ETHERINGTON	106.4
13	16	LINSTONE	107.5				16	LINSTONE	100.5
14	60	FOWLER	104.8				60	FOWLER	99.0
15	34	DUFFY	100.4				34	DUFFY	93.4
16									

Weather / Track : Cloudy / Dry

Results can be found at www.tsl-timing.com

Silverstone National
Circuit Length = 1.6404 miles
Start: 09:36 Flag 09:51 End: 09:52

Printed - 09:53 Sunday, 20 October 2019

HSCC Historic Formula 3

QUALIFYING - RACE 13 - STATISTICS

Competitors Started 16
Planned Start 2019-10-20 @ 09:35:00.000
Actual Start 2019-10-20 @ 09:36:16.134
Finish Time 2019-10-20 @ 09:51:17.988
Track Length 1.6404mi.
Total Laps 197
Total Distance Covered 323.1712mi.

Session Fastest Lap History

NO	CL	NAME	LAP TIME	TIME OF DAY	LAP	VEHICLE
22	B	Simon ARMER	1:07.328	09:37:44.365	1	March 703
1	B	Jon MILICEVIC	1:05.671	09:37:46.174	1	Brabham BT21B
1	B	Jon MILICEVIC	1:04.132	09:38:50.305	2	Brabham BT21B
1	B	Jon MILICEVIC	1:03.626	09:40:58.946	4	Brabham BT21B
1	B	Jon MILICEVIC	1:03.282	09:43:06.134	6	Brabham BT21B
25	B	Andrew HIBBERD	1:03.247	09:43:32.153	6	Brabham BT18
1	B	Jon MILICEVIC	1:02.763	09:44:08.896	7	Brabham BT21B
1	B	Jon MILICEVIC	1:02.638	09:45:11.534	8	Brabham BT21B
25	B	Andrew HIBBERD	1:02.565	09:52:00.527	14	Brabham BT18

Flag History

TYPE	TIME OF DAY
GREEN	09:36:16.134
FINISH	09:51:17.988

Flag Statistics

TYPE	COUNT	TOTAL LAPS	TOTAL TIME
Green	1	14	16:15.837
Red	0	0	0.000
Safety Car	0	0	0.000
FCY	0	0	0.000

HSCC Historic Formula 3

QUALIFYING - RACE 13 - STATISTICS

CLASS : B

15 Starters

Fastest Lap History

NO	NAME	LAP TIME	TIME OF DAY	LAP	VEHICLE
22	Simon ARMER	1:07.328	09:37:44.365	1	March 703
1	Jon MILICEVIC	1:05.671	09:37:46.174	1	Brabham BT21B
1	Jon MILICEVIC	1:04.132	09:38:50.305	2	Brabham BT21B
1	Jon MILICEVIC	1:03.626	09:40:58.946	4	Brabham BT21B
1	Jon MILICEVIC	1:03.282	09:43:06.134	6	Brabham BT21B
25	Andrew HIBBERD	1:03.247	09:43:32.153	6	Brabham BT18
1	Jon MILICEVIC	1:02.763	09:44:08.896	7	Brabham BT21B
1	Jon MILICEVIC	1:02.638	09:45:11.534	8	Brabham BT21B
25	Andrew HIBBERD	1:02.565	09:52:00.527	14	Brabham BT18

Weather / Track : Cloudy / Dry

Results can be found at www.tsl-timing.com

Page 2 of 3

Silverstone National
Circuit Length = 1.6404 miles
Start: 09:36 Flag 09:51 End: 09:52
Printed - 09:55 Sunday, 20 October 2019

HSCC Historic Formula 3

QUALIFYING - RACE 13 - STATISTICS

CLASS : Inv

1 Starters

Fastest Lap History

NO	NAME	LAP TIME	TIME OF DAY	LAP	VEHICLE
60	Roger FOWLER	1:21.183	09:47:49.213	3	Lola T60
60	Roger FOWLER	1:16.231	09:49:05.444	4	Lola T60
60	Roger FOWLER	1:15.310	09:51:39.407	6	Lola T60

Sheet No:

Issue Time:



HSCC Historic Formula 3

RACE 13 - GRID (15 minutes)

ROW 8	16	1:15.310	60	Roger FOWLER	15	1:15.157	34	Gil DUFFY				
ROW 7					14	1:11.815	16	Mark LINSTONE	13	1:09.123	14	Simon ETHERINGTON
ROW 6	12	1:05.905	71	Mike WALKER	11	1:05.677	9	Andrew TART				
ROW 5					10	1:04.806	26	Steve SEAMAN	9	1:04.581	96	Harindra DE SILVA
ROW 4	8	1:04.546	41	Enrico SPAGGIARI	7	1:04.259	6	Leif BOSSON				
ROW 3					6	1:04.231	88	Michael SCOTT	5	1:04.069	65	Peter THOMPSON
ROW 2	4	1:03.990	22	Simon ARMER	3	1:03.783	61	Andy JARVIS				
ROW 1					2	1:02.638	1	Jon MILICEVIC	1	1:02.565	25	Andrew HIBBERD
Pole												

Silverstone National
Circuit Length = 1.6404 miles

These results are provisional until the conclusion of any judicial and technical matters.

Clerk Of Course : Julian Floyd

Steward :

Timekeeper : Nick Palmer

Sheet No:

Issue Time:



HSCC Historic Formula 3

RACE 13 - CLASSIFICATION

POS	NO	CL	PIC NAME	ENTRY	LAPS	TIME	GAP	DIFF	MPH	BEST	ON
1	25	B	1 Andrew HIBBERD	Brabham BT18	15	15:50.461			93.20	1:02.308	6
2	65	B	2 Peter THOMPSON	Brabham BT21	15	16:10.389	19.928	19.928	91.28	1:04.062	2
3	22	B	3 Simon ARMER	March 703	15	16:11.320	20.859	0.931	91.20	1:04.059	2
4	61	B	4 Andy JARVIS	March 703	15	16:11.491	21.030	0.171	91.18	1:03.200	9
5	88	B	5 Michael SCOTT	Brabham BT28	15	16:11.727	21.266	0.236	91.16	1:03.838	2
6	96	B	6 Harindra DE SILVA	Tecno F3	15	16:22.142	31.681	10.415	90.19	1:04.390	10
7	6	B	7 Leif BOSSON	Brabham BT28	15	16:23.416	32.955	1.274	90.07	1:04.102	5
8	9	B	8 Andrew TART	Merlyn Mk9	15	16:36.531	46.070	13.115	88.89	1:05.043	6
9	26	B	9 Steve SEAMAN	Brabham BT21	15	16:53.274	1:02.813	16.743	87.42	1:04.664	2
10	16	B	10 Mark LINSTONE	Brabham BT21	15	16:56.143	1:05.682	2.869	87.17	1:05.954	2
11	71	B	11 Mike WALKER	Brabham BT21	14	16:07.788	1 Lap	1 Lap	85.43	1:05.864	6
12	14	B	12 Simon ETHERINGTON	Brabham BT15	14	16:12.578	1 Lap	4.790	85.01	1:08.027	12
13	60	Inv	1 Roger FOWLER	Lola T60	14	17:00.805	1 Lap	48.227	80.99	1:11.247	5
14	34	B	13 Gil DUFFY	Brabham BT21B	13	16:10.239	2 Laps	1 Lap	79.12	1:12.415	13

NOT CLASSIFIED

DNF	1	B	Jon MILICEVIC	Brabham BT21B	12	12:55.470	3 Laps	1 Lap	91.38	1:02.093	9
DNF	41	B	Enrico SPAGGIARI	Lotus 41X	11	12:10.131	4 Laps	1 Lap	88.97	1:03.748	3

FASTEST LAP

	1	B	Jon MILICEVIC	Brabham BT21B	9	1:02.093			95.11 mph	153.06 kph	
	60	Inv	Roger FOWLER	Lola T60	5	1:11.247			82.89 mph	133.39 kph	

Weather / Track : Cloudy / Dry

These results are provisional until the conclusion of any judicial and technical matters.

Silverstone National

Circuit Length = 1.6404 miles

Start: 12:29 Flag 12:44 End: 12:46

Clerk Of Course : Julian Floyd

Steward :

Timekeeper : Nick Palmer

HSCC Historic Formula 3

RACE 13 - LAP CHART

LAP 1 @ 12:30:09.067			LAP 2 @ 12:31:12.430			LAP 3 @ 12:32:15.262			LAP 4 @ 12:33:18.618			LAP 5 @ 12:34:21.219		
NO	BEHIND	LAP TIME	NO	BEHIND	LAP TIME	NO	BEHIND	LAP TIME	NO	BEHIND	LAP TIME	NO	BEHIND	LAP TIME
1		1:05.737	1		1:03.363	1		1:02.832	1		1:03.356	1		1:02.601
25	0.504	1:06.241	25	0.331	1:03.190	25	0.283	1:02.784	25	0.455	1:03.528	25	0.491	1:02.637
65	1.799	1:07.536	65	2.498	1:04.062	22	4.073	1:04.082	22	5.333	1:04.616	22	7.539	1:04.807
22	2.127	1:07.864	22	2.823	1:04.059	65	4.176	1:04.510	65	5.544	1:04.724	65	7.744	1:04.801
88	2.742	1:08.479	88	3.217	1:03.838	88	4.608	1:04.223	88	5.856	1:04.604	88	8.073	1:04.818
6	3.863	1:09.600	26	5.349	1:04.664	26	7.252	1:04.735	61	9.927	1:05.440	61	11.360	1:04.034
26	4.048	1:09.785	6	5.697	1:05.197	6	7.744	1:04.879	41	10.897	1:05.677	41	12.469	1:04.173
96	4.516	1:10.253	96	6.270	1:05.117	61	7.843	1:03.750	6	12.440	1:08.052	6	13.941	1:04.102
9	5.952	1:11.689	61	6.925	1:03.993	96	8.228	1:04.790	9	13.969	1:06.580	9	16.561	1:05.193
41	6.161	1:11.898	41	7.660	1:04.862	41	8.576	1:03.748	96	14.127	1:09.255	96	16.629	1:05.103
61	6.295	1:12.032	9	8.040	1:05.451	9	10.745	1:05.537	16	17.985	1:07.513	16	23.380	1:07.996
16	6.882	1:12.619	16	9.473	1:05.954	16	13.828	1:07.187	71	18.139	1:07.530	71	29.488	1:13.950
71	7.664	1:13.401	71	10.811	1:06.510	71	13.965	1:05.986	14	27.806	1:10.229	26	35.918	1:07.970
14	9.298	1:15.035	14	14.780	1:08.845	14	20.933	1:08.985	26	30.549	1:26.653	14	36.203	1:10.998
60	13.023	1:18.760	60	21.283	1:11.623	60	29.854	1:11.403	60	40.166	1:13.668	60	48.812	1:11.247
34	15.071	1:20.808	34	26.579	1:14.871	34	37.837	1:14.090	34	49.561	1:15.080	34	1:00.753	1:13.793

Weather / Track : Cloudy / Dry

HSCC Historic Formula 3

RACE 13 - LAP CHART

LAP 6 @ 12:35:23.479			LAP 7 @ 12:36:26.101			LAP 8 @ 12:37:28.566			LAP 9 @ 12:38:30.659			LAP 10 @ 12:39:33.168		
NO	BEHIND	LAP TIME	NO	BEHIND	LAP TIME	NO	BEHIND	LAP TIME	NO	BEHIND	LAP TIME	NO	BEHIND	LAP TIME
1		1:02.260	1		1:02.622	1		1:02.465	1		1:02.093	1		1:02.509
25	0.539	1:02.308	25	1.059	1:03.142	25	0.969	1:02.375	25	1.293	1:02.417	14	1 Lap	1:09.079
65	9.812	1:04.328	34	1 Lap	1:14.917	60	1 Lap	1:11.869	60	1 Lap	1:11.595	25	1.124	1:02.340
22	10.024	1:04.745	22	11.883	1:04.481	65	14.115	1:04.574	65	16.114	1:04.092	65	17.846	1:04.241
88	10.396	1:04.583	65	12.006	1:04.816	22	14.444	1:05.026	22	16.468	1:04.117	61	18.059	1:03.839
61	13.230	1:04.130	88	12.212	1:04.438	88	14.550	1:04.803	88	16.549	1:04.092	22	18.813	1:04.854
41	14.097	1:03.888	61	14.057	1:03.449	61	15.622	1:04.030	61	16.729	1:03.200	88	19.197	1:05.157
6	16.275	1:04.594	41	15.415	1:03.940	41	16.943	1:03.993	41	18.785	1:03.935	41	20.030	1:03.754
96	19.311	1:04.942	6	18.079	1:04.426	6	20.066	1:04.452	6	22.381	1:04.408	60	1 Lap	1:12.459
9	19.344	1:05.043	96	21.353	1:04.664	96	23.704	1:04.816	96	26.115	1:04.504	6	24.774	1:04.902
16	27.612	1:06.492	9	22.329	1:05.607	34	1 Lap	1:16.484	9	29.409	1:05.843	96	27.996	1:04.390
71	33.092	1:05.864	16	32.272	1:07.282	9	25.659	1:05.795	34	1 Lap	1:13.197	9	33.599	1:06.699
26	39.221	1:05.563	71	36.540	1:06.070	16	36.837	1:07.030	16	42.409	1:07.665	34	1 Lap	1:13.544
14	44.014	1:10.071	26	41.577	1:04.978	71	41.135	1:07.060	71	45.618	1:06.576	16	47.558	1:07.658
60	58.119	1:11.567	14	49.920	1:08.528	26	44.644	1:05.532	26	47.886	1:05.335	71	50.341	1:07.232
						14	55.843	1:08.388				26	51.009	1:05.632

Weather / Track : Cloudy / Dry

Results can be found at www.tsl-timing.com

Page 2 of 3

Silverstone National
 Circuit Length = 1.6404 miles
 Start: 12:29 Flag 12:44 End: 12:46

Printed - 12:48 Sunday, 20 October 2019

HSCC Historic Formula 3

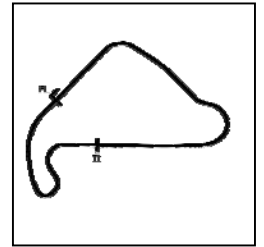
RACE 13 - LAP CHART

LAP 11 @ 12:40:36.930			LAP 12 @ 12:41:41.913			LAP 13 @ 12:42:45.989			LAP 14 @ 12:43:50.027			LAP 15 @ 12:44:53.791		
NO	BEHIND	LAP TIME	NO	BEHIND	LAP TIME	NO	BEHIND	LAP TIME	NO	BEHIND	LAP TIME	NO	BEHIND	LAP TIME
1		1:03.762	25		1:04.356	25		1:04.076	25		1:04.038	25		1:03.764
25	0.627	1:03.265	14	1 Lap	1:08.307	34	2 Laps	1:13.837	34	2 Laps	1:13.959	71	1 Lap	1:09.494
14	1 Lap	1:09.200	1	16.886	1:21.869 P	71	1 Lap	1:20.666	71	1 Lap	1:10.666	34	2 Laps	1:12.415
65	18.812	1:04.728	61	18.140	1:04.219	14	1 Lap	1:08.027	14	1 Lap	1:08.141	65	19.928	1:04.301
61	18.904	1:04.607	65	18.649	1:04.820	61	18.644	1:04.580	61	19.274	1:04.668	22	20.859	1:04.967
22	19.341	1:04.290	88	18.814	1:04.310	65	18.688	1:04.115	65	19.391	1:04.741	61	21.030	1:05.520
88	19.487	1:04.052	22	19.242	1:04.884	22	19.569	1:04.403	22	19.656	1:04.125	88	21.266	1:05.141
6	27.203	1:06.191	6	27.258	1:05.038	88	19.702	1:04.964	88	19.889	1:04.225	14	1 Lap	1:08.745
96	29.376	1:05.142	96	29.093	1:04.700	6	28.647	1:05.465	96	30.441	1:04.747	96	31.681	1:05.004
60	1 Lap	1:13.798	9	37.157	1:06.139	96	29.732	1:04.715	6	30.843	1:06.234	6	32.955	1:05.876
9	36.001	1:06.164	60	1 Lap	1:12.407	9	39.636	1:06.555	9	42.295	1:06.697	9	46.070	1:07.539
41	36.531	1:20.263 P	16	54.188	1:07.766	60	1 Lap	1:14.442	26	1:00.499	1:06.942	26	1:02.813	1:06.078
16	51.405	1:07.609	26	55.113	1:06.387	26	57.595	1:06.558	60	1 Lap	1:13.115	16	1:05.682	1:07.866
71	53.362	1:06.783				16	58.009	1:07.897	16	1:01.580	1:07.609	60	1 Lap	1:12.852
26	53.709	1:06.462												
34	1 Lap	1:13.244												

Weather / Track : Cloudy / Dry

HSCC Historic Formula 3

RACE 13 - SECTOR ANALYSIS



SECTOR 1 = FL to I1, SECTOR 2 = I1 to FL, DIFF = Difference To Personal Best Lap, P = Crossed Finish Line in Pit Lane, D = Time Disallowed

P1 25 B		Andrew HIBBERD			Brabham BT18			
IDEAL LAP TIME : 1:02.187		BEST LAP TIME : 1:02.308			DIFFERENCE : 0.121			
LAP	SECTOR 1		SECTOR 2		LAP TIME	MPH	DIFF	TIME OF DAY
1 -		115.5	25.861	111.8	1:06.241	89.15	3.933	12:30:09.571
2 -	37.734	119.6	25.456	113.3	1:03.190	93.45	0.882	12:31:12.761
3 -	37.607	120.0	25.177	113.7	1:02.784	94.06	0.476	12:32:15.545
4 -	38.287	119.6	25.241	112.9	1:03.528	92.96	1.220	12:33:19.073
5 -	37.317	121.3	25.320	112.8	1:02.637	94.28	0.329	12:34:21.710
6 -	37.010	121.5	25.298	113.1	1:02.308 (1)	94.78		12:35:24.018
7 -	37.813	119.4	25.329	112.0	1:03.142	93.52	0.834	12:36:27.160
8 -	37.083	118.7	25.292	112.0	1:02.375 (3)	94.68	0.067	12:37:29.535
9 -	37.027	118.9	25.390	111.2	1:02.417	94.61	0.109	12:38:31.952
10 -	37.072	119.8	25.268	111.4	1:02.340 (2)	94.73	0.032	12:39:34.292
11 -	37.904	118.9	25.361	112.2	1:03.265	93.34	0.957	12:40:37.557
12 -	37.957	117.1	26.399	109.4	1:04.356	91.76	2.048	12:41:41.913
13 -	37.777	117.5	26.299	109.2	1:04.076	92.16	1.768	12:42:45.989
14 -	38.053	116.9	25.985	109.6	1:04.038	92.22	1.730	12:43:50.027
15 -	37.895	117.3	25.869	110.5	1:03.764	92.61	1.456	12:44:53.791

P2 65 B		Peter THOMPSON			Brabham BT21			
IDEAL LAP TIME : 1:03.792		BEST LAP TIME : 1:04.062			DIFFERENCE : 0.270			
LAP	SECTOR 1		SECTOR 2		LAP TIME	MPH	DIFF	TIME OF DAY
1 -		118.9	26.062	110.3	1:07.536	87.44	3.474	12:30:10.866
2 -	38.005	117.3	26.057	109.2	1:04.062 (1)	92.18		12:31:14.928
3 -	38.047	116.5	26.463	107.8	1:04.510	91.54	0.448	12:32:19.438
4 -	38.459	118.7	26.265	112.2	1:04.724	91.24	0.662	12:33:24.162
5 -	38.816	118.7	25.985	110.3	1:04.801	91.13	0.739	12:34:28.963
6 -	38.261	117.5	26.067	108.3	1:04.328	91.80	0.266	12:35:33.291
7 -	39.029	115.7	25.787	107.9	1:04.816	91.11	0.754	12:36:38.107
8 -	38.578	117.5	25.996	108.1	1:04.574	91.45	0.512	12:37:42.681
9 -	38.183	116.1	25.909	108.5	1:04.092 (2)	92.14	0.030	12:38:46.773
10 -	38.251	115.5	25.990	107.9	1:04.241	91.92	0.179	12:39:51.014
11 -	38.650	117.7	26.078	108.1	1:04.728	91.23	0.666	12:40:55.742
12 -	38.865	116.3	25.955	110.3	1:04.820	91.10	0.758	12:42:00.562
13 -	38.207	118.5	25.908	110.5	1:04.115 (3)	92.11	0.053	12:43:04.677
14 -	38.503	117.5	26.238	112.2	1:04.741	91.21	0.679	12:44:09.418
15 -	38.316	117.1	25.985	109.0	1:04.301	91.84	0.239	12:45:13.719

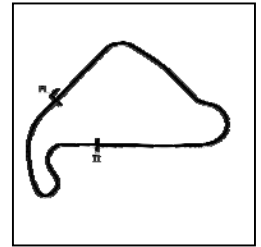
P3 22 B		Simon ARMER			March 703			
IDEAL LAP TIME : 1:03.758		BEST LAP TIME : 1:04.059			DIFFERENCE : 0.301			
LAP	SECTOR 1		SECTOR 2		LAP TIME	MPH	DIFF	TIME OF DAY
1 -		112.0	26.331	110.1	1:07.864	87.02	3.805	12:30:11.194
2 -	37.847	116.7	26.212	109.7	1:04.059 (1)	92.19		12:31:15.253
3 -	37.785	116.7	26.297	106.7	1:04.082 (2)	92.15	0.023	12:32:19.335
4 -	38.413	111.2	26.203	104.3	1:04.616	91.39	0.557	12:33:23.951
5 -	38.743	110.5	26.064	104.5	1:04.807	91.12	0.748	12:34:28.758
6 -	38.554	111.6	26.191	110.9	1:04.745	91.21	0.686	12:35:33.503
7 -	38.299	111.8	26.182	106.0	1:04.481	91.58	0.422	12:36:37.984
8 -	38.743	109.8	26.283	107.8	1:05.026	90.82	0.967	12:37:43.010
9 -	38.144	115.3	25.973	107.6	1:04.117 (3)	92.10	0.058	12:38:47.127
10 -	38.509	114.7	26.345	107.9	1:04.854	91.06	0.795	12:39:51.981
11 -	38.179	114.5	26.111	108.7	1:04.290	91.85	0.231	12:40:56.271
12 -	38.705	111.1	26.179	109.0	1:04.884	91.01	0.825	12:42:01.155
13 -	38.102	116.3	26.301	108.8	1:04.403	91.69	0.344	12:43:05.558
14 -	37.873	118.3	26.252	111.4	1:04.125	92.09	0.066	12:44:09.683
15 -	38.291	119.1	26.676	108.5	1:04.967	90.90	0.908	12:45:14.650

Weather / Track : Cloudy / Dry

Silverstone National
Circuit Length = 1.6404 miles
Start: 12:29 Flag 12:44 End: 12:46

HSCC Historic Formula 3

RACE 13 - SECTOR ANALYSIS



SECTOR 1 = FL to I1, SECTOR 2 = I1 to FL, DIFF = Difference To Personal Best Lap, P = Crossed Finish Line in Pit Lane, D = Time Disallowed

P4		61 B		Andy JARVIS		March 703		
IDEAL LAP TIME : 1:03.062		BEST LAP TIME : 1:03.200		DIFFERENCE : 0.138				
LAP	SECTOR 1	SECTOR 2	LAP TIME	MPH	DIFF	TIME OF DAY		
1 -		117.1	27.231	104.8	1:12.032	81.98	8.832	12:30:15.362
2 -	38.270	118.9	25.723	109.2	1:03.993	92.28	0.793	12:31:19.355
3 -	37.786	117.5	25.964	110.5	1:03.750 (3)	92.63	0.550	12:32:23.105
4 -	39.610	114.1	25.830	106.7	1:05.440	90.24	2.240	12:33:28.545
5 -	38.146	113.5	25.888	106.5	1:04.034	92.22	0.834	12:34:32.579
6 -	38.305	114.3	25.825	106.5	1:04.130	92.08	0.930	12:35:36.709
7 -	37.872	115.5	25.577	107.2	1:03.449 (2)	93.07	0.249	12:36:40.158
8 -	38.344	114.7	25.686	108.5	1:04.030	92.23	0.830	12:37:44.188
9 -	37.485	118.7	25.715	112.8	1:03.200 (1)	93.44		12:38:47.388
10 -	37.993	117.3	25.846	108.8	1:03.839	92.50	0.639	12:39:51.227
11 -	38.329	113.3	26.278	111.2	1:04.607	91.40	1.407	12:40:55.834
12 -	38.391	113.3	25.828	105.9	1:04.219	91.96	1.019	12:42:00.053
13 -	38.173	112.9	26.407	105.7	1:04.580	91.44	1.380	12:43:04.633
14 -	38.593	113.7	26.075	107.6	1:04.668	91.32	1.468	12:44:09.301
15 -	38.578	119.4	26.942	105.3	1:05.520	90.13	2.320	12:45:14.821

P5		88 B		Michael SCOTT		Brabham BT28		
IDEAL LAP TIME : 1:03.604		BEST LAP TIME : 1:03.838		DIFFERENCE : 0.234				
LAP	SECTOR 1	SECTOR 2	LAP TIME	MPH	DIFF	TIME OF DAY		
1 -		116.5	25.813	111.6	1:08.479	86.23	4.641	12:30:11.809
2 -	37.914	113.9	25.924	109.9	1:03.838 (1)	92.51		12:31:15.647
3 -	38.134	115.5	26.089	110.5	1:04.223	91.95	0.385	12:32:19.870
4 -	38.575	115.7	26.029	112.8	1:04.604	91.41	0.766	12:33:24.474
5 -	38.663	109.2	26.155	111.6	1:04.818	91.11	0.980	12:34:29.292
6 -	38.893	116.9	25.690	112.9	1:04.583	91.44	0.745	12:35:33.875
7 -	38.393	116.7	26.045	111.0	1:04.438	91.64	0.600	12:36:38.313
8 -	38.605	109.8	26.198	110.5	1:04.803	91.13	0.965	12:37:43.116
9 -	38.102	118.5	25.990	109.2	1:04.092 (3)	92.14	0.254	12:38:47.208
10 -	39.458	118.1	25.699	112.4	1:05.157	90.63	1.319	12:39:52.365
11 -	38.072	114.7	25.980	110.3	1:04.052 (2)	92.20	0.214	12:40:56.417
12 -	38.402	120.4	25.908	110.9	1:04.310	91.83	0.472	12:42:00.727
13 -	38.664	119.6	26.300	111.8	1:04.964	90.90	1.126	12:43:05.691
14 -	38.082	118.7	26.143	113.1	1:04.225	91.95	0.387	12:44:09.916
15 -	38.358	114.7	26.783	106.0	1:05.141	90.65	1.303	12:45:15.057

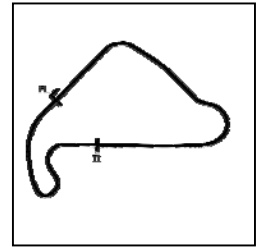
P6		96 B		Harindra DE SILVA		Tecno F3		
IDEAL LAP TIME : 1:04.029		BEST LAP TIME : 1:04.390		DIFFERENCE : 0.361				
LAP	SECTOR 1	SECTOR 2	LAP TIME	MPH	DIFF	TIME OF DAY		
1 -		106.1	26.541	112.2	1:10.253	84.06	5.863	12:30:13.583
2 -	38.839	121.1	26.278	111.0	1:05.117	90.69	0.727	12:31:18.700
3 -	38.378	118.9	26.412	113.1	1:04.790	91.15	0.400	12:32:23.490
4 -	43.138	117.1	26.117	110.1	1:09.255	85.27	4.865	12:33:32.745
5 -	38.727	118.1	26.376	107.9	1:05.103	90.71	0.713	12:34:37.848
6 -	38.654	117.1	26.288	107.8	1:04.942	90.93	0.552	12:35:42.790
7 -	38.763	115.1	25.901	107.8	1:04.664 (3)	91.32	0.274	12:36:47.454
8 -	38.333	115.7	26.483	107.1	1:04.816	91.11	0.426	12:37:52.270
9 -	38.387	113.9	26.117	107.8	1:04.504 (2)	91.55	0.114	12:38:56.774
10 -	38.128	114.3	26.262	108.1	1:04.390 (1)	91.71		12:40:01.164
11 -	38.731	115.5	26.411	107.2	1:05.142	90.65	0.752	12:41:06.306
12 -	38.394	115.7	26.306	108.8	1:04.700	91.27	0.310	12:42:11.006
13 -	38.357	115.5	26.358	109.0	1:04.715	91.25	0.325	12:43:15.721
14 -	38.184	117.5	26.563	106.9	1:04.747	91.21	0.357	12:44:20.468
15 -	38.463	114.3	26.541	107.2	1:05.004	90.85	0.614	12:45:25.472

Weather / Track : Cloudy / Dry

Silverstone National
 Circuit Length = 1.6404 miles
 Start: 12:29 Flag 12:44 End: 12:46

HSCC Historic Formula 3

RACE 13 - SECTOR ANALYSIS



SECTOR 1 = FL to I1, SECTOR 2 = I1 to FL, DIFF = Difference To Personal Best Lap, P = Crossed Finish Line in Pit Lane, D = Time Disallowed

P7		6 B		Leif BOSSON		Brabham BT28		
IDEAL LAP TIME : 1:03.951		BEST LAP TIME : 1:04.102		DIFFERENCE : 0.151				
LAP	SECTOR 1	SECTOR 2		LAP TIME	MPH	DIFF	TIME OF DAY	
1 -		118.1	26.563	108.3	1:09.600	84.85	5.498	12:30:12.930
2 -	39.249	119.8	25.948	112.9	1:05.197	90.58	1.095	12:31:18.127
3 -	38.549	118.7	26.330	111.2	1:04.879	91.02	0.777	12:32:23.006
4 -	41.933	118.3	26.119	109.0	1:08.052	86.78	3.950	12:33:31.058
5 -	38.003	118.7	26.099	110.1	1:04.102 (1)	92.12		12:34:35.160
6 -	38.234	117.7	26.360	109.6	1:04.594	91.42	0.492	12:35:39.754
7 -	38.307	118.3	26.119	109.7	1:04.426 (3)	91.66	0.324	12:36:44.180
8 -	38.314	117.1	26.138	109.4	1:04.452	91.62	0.350	12:37:48.632
9 -	38.401	117.5	26.007	109.6	1:04.408 (2)	91.69	0.306	12:38:53.040
10 -	38.430	116.5	26.472	92.1	1:04.902	90.99	0.800	12:39:57.942
11 -	39.706	116.5	26.485	108.3	1:06.191	89.22	2.089	12:41:04.133
12 -	38.569	115.9	26.469	108.3	1:05.038	90.80	0.936	12:42:09.171
13 -	38.663	115.3	26.802	108.3	1:05.465	90.21	1.363	12:43:14.636
14 -	38.864	115.9	27.370	108.7	1:06.234	89.16	2.132	12:44:20.870
15 -	38.661	118.1	27.215	109.6	1:05.876	89.64	1.774	12:45:26.746

P8		9 B		Andrew TART		Merlyn Mk9		
IDEAL LAP TIME : 1:04.774		BEST LAP TIME : 1:05.043		DIFFERENCE : 0.269				
LAP	SECTOR 1	SECTOR 2		LAP TIME	MPH	DIFF	TIME OF DAY	
1 -		112.0	27.580	110.3	1:11.689	82.37	6.646	12:30:15.019
2 -	38.503	118.7	26.948	112.2	1:05.451 (3)	90.23	0.408	12:31:20.470
3 -	38.174	118.7	27.363	108.5	1:05.537	90.11	0.494	12:32:26.007
4 -	39.510	118.3	27.070	109.2	1:06.580	88.70	1.537	12:33:32.587
5 -	38.593	116.3	26.600	109.2	1:05.193 (2)	90.58	0.150	12:34:37.780
6 -	38.281	116.9	26.762	108.1	1:05.043 (1)	90.79		12:35:42.823
7 -	38.977	118.5	26.630	109.4	1:05.607	90.01	0.564	12:36:48.430
8 -	38.610	116.1	27.185	108.5	1:05.795	89.75	0.752	12:37:54.225
9 -	38.793	115.3	27.050	107.6	1:05.843	89.69	0.800	12:39:00.068
10 -	39.620	113.9	27.079	107.2	1:06.699	88.54	1.656	12:40:06.767
11 -	39.097	114.7	27.067	108.3	1:06.164	89.25	1.121	12:41:12.931
12 -	39.081	114.5	27.058	107.4	1:06.139	89.29	1.096	12:42:19.070
13 -	38.876	114.1	27.679	107.2	1:06.555	88.73	1.512	12:43:25.625
14 -	38.949	114.3	27.748	107.1	1:06.697	88.54	1.654	12:44:32.322
15 -	39.318	113.7	28.221	106.2	1:07.539	87.44	2.496	12:45:39.861

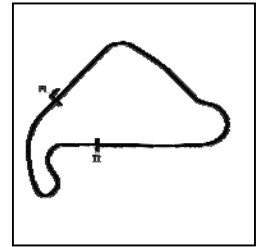
P9		26 B		Steve SEAMAN		Brabham BT21		
IDEAL LAP TIME : 1:04.278		BEST LAP TIME : 1:04.664		DIFFERENCE : 0.386				
LAP	SECTOR 1	SECTOR 2		LAP TIME	MPH	DIFF	TIME OF DAY	
1 -		116.5	26.435	112.0	1:09.785	84.62	5.121	12:30:13.115
2 -	38.775	116.3	25.889	110.3	1:04.664 (1)	91.32		12:31:17.779
3 -	38.389	116.1	26.346	109.9	1:04.735 (2)	91.22	0.071	12:32:22.514
4 -	1:00.473	115.3	26.180	109.2	1:26.653	68.15	21.989	12:33:49.167
5 -	40.767	116.3	27.203	107.2	1:07.970	86.88	3.306	12:34:57.137
6 -	39.132	115.3	26.431	108.5	1:05.563	90.07	0.899	12:36:02.700
7 -	38.698	115.5	26.280	108.8	1:04.978 (3)	90.88	0.314	12:37:07.678
8 -	39.090	114.9	26.442	108.8	1:05.532	90.11	0.868	12:38:13.210
9 -	38.714	115.7	26.621	109.0	1:05.335	90.39	0.671	12:39:18.545
10 -	38.741	116.7	26.891	110.5	1:05.632	89.98	0.968	12:40:24.177
11 -	39.529	115.9	26.933	111.2	1:06.462	88.85	1.798	12:41:30.639
12 -	39.427	116.5	26.960	108.8	1:06.387	88.95	1.723	12:42:37.026
13 -	39.352	117.7	27.206	108.1	1:06.558	88.72	1.894	12:43:43.584
14 -	39.078	115.9	27.864	107.4	1:06.942	88.22	2.278	12:44:50.526
15 -	39.223	114.7	26.855	108.1	1:06.078	89.37	1.414	12:45:56.604

Weather / Track : Cloudy / Dry

Silverstone National
Circuit Length = 1.6404 miles
Start: 12:29 Flag 12:44 End: 12:46

HSCC Historic Formula 3

RACE 13 - SECTOR ANALYSIS



SECTOR 1 = FL to I1, SECTOR 2 = I1 to FL, DIFF = Difference To Personal Best Lap, P = Crossed Finish Line in Pit Lane, D = Time Disallowed

P10 16 B		Mark LINSTONE			Brabham BT21			
IDEAL LAP TIME : 1:05.954		BEST LAP TIME : 1:05.954			DIFFERENCE : 0.000			
LAP	SECTOR 1		SECTOR 2		LAP TIME	MPH	DIFF	TIME OF DAY
1 -		113.9	27.108	105.3	1:12.619	81.32	6.665	12:30:15.949
2 -	39.399	113.1	26.555	107.4	1:05.954 (1)	89.54		12:31:21.903
3 -	39.444	112.4	27.743	102.4	1:07.187	87.89	1.233	12:32:29.090
4 -	40.263	111.2	27.250	103.7	1:07.513	87.47	1.559	12:33:36.603
5 -	40.730	111.2	27.266	104.5	1:07.996	86.85	2.042	12:34:44.599
6 -	39.672	111.1	26.820	103.5	1:06.492 (2)	88.81	0.538	12:35:51.091
7 -	39.817	110.1	27.465	102.7	1:07.282	87.77	1.328	12:36:58.373
8 -	39.916	109.6	27.114	102.2	1:07.030 (3)	88.10	1.076	12:38:05.403
9 -	40.120	109.4	27.545	102.5	1:07.665	87.27	1.711	12:39:13.068
10 -	40.148	109.4	27.510	103.7	1:07.658	87.28	1.704	12:40:20.726
11 -	40.331	108.0	27.278	104.2	1:07.609	87.35	1.655	12:41:28.335
12 -	40.011	109.1	27.755	101.4	1:07.766	87.14	1.812	12:42:36.101
13 -	40.217	109.8	27.680	102.9	1:07.897	86.97	1.943	12:43:43.998
14 -	40.180	110.5	27.429	102.5	1:07.609	87.35	1.655	12:44:51.607
15 -	40.097	110.0	27.769	100.8	1:07.866	87.01	1.912	12:45:59.473

P11 71 B		Mike WALKER			Brabham BT21			
IDEAL LAP TIME : 1:05.561		BEST LAP TIME : 1:05.864			DIFFERENCE : 0.303			
LAP	SECTOR 1		SECTOR 2		LAP TIME	MPH	DIFF	TIME OF DAY
1 -		105.5	27.630	108.5	1:13.401	80.45	7.537	12:30:16.731
2 -	39.509	115.9	27.001	108.3	1:06.510	88.79	0.646	12:31:23.241
3 -	38.846	117.1	27.140	105.5	1:05.986 (2)	89.49	0.122	12:32:29.227
4 -	40.420	111.2	27.110	109.9	1:07.530	87.45	1.666	12:33:36.757
5 -	46.796	112.9	27.154	106.7	1:13.950	79.86	8.086	12:34:50.707
6 -	39.073	114.1	26.791	106.0	1:05.864 (1)	89.66		12:35:56.571
7 -	39.030	113.3	27.040	105.3	1:06.070 (3)	89.38	0.206	12:37:02.641
8 -	38.770	113.7	28.290	104.7	1:07.060	88.06	1.196	12:38:09.701
9 -	39.179	113.7	27.397	103.7	1:06.576	88.70	0.712	12:39:16.277
10 -	39.668	110.3	27.564	104.0	1:07.232	87.84	1.368	12:40:23.509
11 -	39.796	111.1	26.987	104.2	1:06.783	88.43	0.919	12:41:30.292
12 -	40.324	115.3	40.342	91.2	1:20.666	73.21	14.802	12:42:50.958
13 -	42.271	110.3	28.395	104.5	1:10.666	83.57	4.802	12:44:01.624
14 -	40.652	108.5	28.842	91.5	1:09.494	84.98	3.630	12:45:11.118

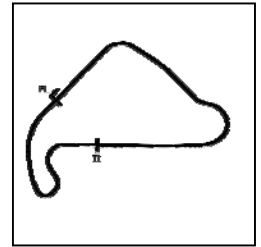
P12 14 B		Simon ETHERINGTON			Brabham BT15			
IDEAL LAP TIME : 1:07.754		BEST LAP TIME : 1:08.027			DIFFERENCE : 0.273			
LAP	SECTOR 1		SECTOR 2		LAP TIME	MPH	DIFF	TIME OF DAY
1 -		110.5	28.277	105.5	1:15.035	78.70	7.008	12:30:18.365
2 -	40.261	111.8	28.584	105.5	1:08.845	85.78	0.818	12:31:27.210
3 -	40.185	110.5	28.800	105.2	1:08.985	85.60	0.958	12:32:36.195
4 -	41.733	110.5	28.496	104.8	1:10.229	84.09	2.202	12:33:46.424
5 -	42.148	110.5	28.850	104.2	1:10.998	83.18	2.971	12:34:57.422
6 -	41.007	112.4	29.064	104.5	1:10.071	84.28	2.044	12:36:07.493
7 -	40.211	111.4	28.317	104.8	1:08.528	86.17	0.501	12:37:16.021
8 -	40.079	109.1	28.309	104.8	1:08.388	86.35	0.361	12:38:24.409
9 -	40.017	109.8	29.062	102.7	1:09.079	85.49	1.052	12:39:33.488
10 -	41.080	111.4	28.120	105.0	1:09.200	85.34	1.173	12:40:42.688
11 -	40.022	111.1	28.285	105.7	1:08.307 (3)	86.45	0.280	12:41:50.995
12 -	39.792	111.6	28.235	105.0	1:08.027 (1)	86.81		12:42:59.022
13 -	40.179	111.2	27.962	105.7	1:08.141 (2)	86.66	0.114	12:44:07.163
14 -	40.076	110.5	28.669	106.9	1:08.745	85.90	0.718	12:45:15.908

Weather / Track : Cloudy / Dry

Silverstone National
Circuit Length = 1.6404 miles
Start: 12:29 Flag 12:44 End: 12:46

HSCC Historic Formula 3

RACE 13 - SECTOR ANALYSIS



SECTOR 1 = FL to I1, SECTOR 2 = I1 to FL, DIFF = Difference To Personal Best Lap, P = Crossed Finish Line in Pit Lane, D = Time Disallowed

P13 60 Inv Roger FOWLER					Lola T60			
IDEAL LAP TIME : 1:11.163		BEST LAP TIME : 1:11.247		DIFFERENCE : 0.084				
LAP	SECTOR 1		SECTOR 2		LAP TIME	MPH	DIFF	TIME OF DAY
1 -		103.8	29.886	101.4	1:18.760	74.98	7.513	12:30:22.090
2 -	42.418	108.0	29.205	100.7	1:11.623	82.45	0.376	12:31:33.713
3 -	42.236	108.7	29.167	101.4	1:11.403 (2)	82.70	0.156	12:32:45.116
4 -	43.948	103.2	29.720	101.3	1:13.668	80.16	2.421	12:33:58.784
5 -	42.278	109.4	28.969	102.2	1:11.247 (1)	82.89		12:35:10.031
6 -	42.194	109.4	29.373	100.2	1:11.567 (3)	82.51	0.320	12:36:21.598
7 -	42.599	108.2	29.270	99.7	1:11.869	82.17	0.622	12:37:33.467
8 -	42.354	108.4	29.241	100.7	1:11.595	82.48	0.348	12:38:45.062
9 -	43.439	111.2	29.020	101.4	1:12.459	81.50	1.212	12:39:57.521
10 -	44.446	109.8	29.352	101.4	1:13.798	80.02	2.551	12:41:11.319
11 -	42.812	110.1	29.595	101.3	1:12.407	81.56	1.160	12:42:23.726
12 -	44.437	103.5	30.005	99.3	1:14.442	79.33	3.195	12:43:38.168
13 -	42.904	108.4	30.211	97.4	1:13.115	80.77	1.868	12:44:51.283
14 -	43.097	109.4	29.755	100.5	1:12.852	81.06	1.605	12:46:04.135

P14 34 B Gil DUFFY					Brabham BT21B			
IDEAL LAP TIME : 1:12.063		BEST LAP TIME : 1:12.415		DIFFERENCE : 0.352				
LAP	SECTOR 1		SECTOR 2		LAP TIME	MPH	DIFF	TIME OF DAY
1 -		99.4	30.196	86.6	1:20.808	73.08	8.393	12:30:24.138
2 -	44.501	97.9	30.370	90.9	1:14.871	78.87	2.456	12:31:39.009
3 -	43.687	98.3	30.403	89.2	1:14.090	79.70	1.675	12:32:53.099
4 -	44.421	96.2	30.659	90.9	1:15.080	78.65	2.665	12:34:08.179
5 -	43.967	99.2	29.826	92.8	1:13.793	80.03	1.378	12:35:21.972
6 -	45.146	97.6	29.771	93.0	1:14.917	78.82	2.502	12:36:36.889
7 -	46.308	101.9	30.176	90.8	1:16.484	77.21	4.069	12:37:53.373
8 -	43.235	100.6	29.962	91.7	1:13.197 (2)	80.68	0.782	12:39:06.570
9 -	43.031	96.6	30.513	91.9	1:13.544	80.30	1.129	12:40:20.114
10 -	43.857	91.3	29.387	95.5	1:13.244 (3)	80.63	0.829	12:41:33.358
11 -	42.676	101.0	31.161	80.5	1:13.837	79.98	1.422	12:42:47.195
12 -	43.474	99.1	30.485	91.5	1:13.959	79.85	1.544	12:44:01.154
13 -	42.938	101.8	29.477	87.1	1:12.415 (1)	81.55		12:45:13.569

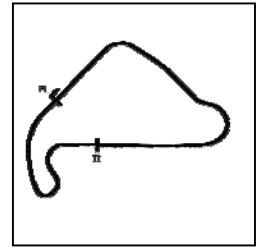
P15 1 B Jon MILICEVIC					Brabham BT21B			
IDEAL LAP TIME : 1:02.093		BEST LAP TIME : 1:02.093		DIFFERENCE : 0.000				
LAP	SECTOR 1		SECTOR 2		LAP TIME	MPH	DIFF	TIME OF DAY
1 -		116.7	25.395	108.5	1:05.737	89.83	3.644	12:30:09.067
2 -	37.732	115.7	25.631	109.2	1:03.363	93.20	1.270	12:31:12.430
3 -	37.484	116.5	25.348	109.4	1:02.832	93.99	0.739	12:32:15.262
4 -	38.070	117.1	25.286	109.6	1:03.356	93.21	1.263	12:33:18.618
5 -	37.367	117.3	25.234	109.7	1:02.601	94.33	0.508	12:34:21.219
6 -	37.117	117.7	25.143	111.2	1:02.260 (2)	94.85	0.167	12:35:23.479
7 -	37.265	117.1	25.357	109.6	1:02.622	94.30	0.529	12:36:26.101
8 -	37.084	117.1	25.381	109.2	1:02.465 (3)	94.54	0.372	12:37:28.566
9 -	36.972	117.3	25.121	109.4	1:02.093 (1)	95.11		12:38:30.659
10 -	37.240	117.7	25.269	109.7	1:02.509	94.47	0.416	12:39:33.168
11 -	37.197	117.1	26.565	102.4	1:03.762	92.62	1.669	12:40:36.930
12 -	38.632	119.1	IN PIT		1:21.869 P	72.13	19.776	12:41:58.799

Weather / Track : Cloudy / Dry

Silverstone National
Circuit Length = 1.6404 miles
Start: 12:29 Flag 12:44 End: 12:46

HSCC Historic Formula 3

RACE 13 - SECTOR ANALYSIS



SECTOR 1 = FL to I1, SECTOR 2 = I1 to FL, DIFF = Difference To Personal Best Lap, P = Crossed Finish Line in Pit Lane, D = Time Disallowed

P16 41 B		Enrico SPAGGIARI			Lotus 41X			
IDEAL LAP TIME : 1:03.462		BEST LAP TIME : 1:03.748			DIFFERENCE : 0.286			
LAP	SECTOR 1		SECTOR 2		LAP TIME	MPH	DIFF	TIME OF DAY
1 -		109.2	27.698	107.6	1:11.898	82.13	8.150	12:30:15.228
2 -	38.355	115.9	26.507	110.1	1:04.862	91.04	1.114	12:31:20.090
3 -	37.625	118.9	26.123	112.4	1:03.748 (1)	92.64		12:32:23.838
4 -	39.621	114.5	26.056	107.9	1:05.677	89.91	1.929	12:33:29.515
5 -	38.313	114.7	25.860	108.7	1:04.173	92.02	0.425	12:34:33.688
6 -	38.023	116.7	25.865	108.7	1:03.888 (3)	92.43	0.140	12:35:37.576
7 -	37.964	116.9	25.976	107.9	1:03.940	92.36	0.192	12:36:41.516
8 -	38.156	115.1	25.837	108.3	1:03.993	92.28	0.245	12:37:45.509
9 -	37.919	115.5	26.016	107.8	1:03.935	92.36	0.187	12:38:49.444
10 -	37.859	117.1	25.895	108.7	1:03.754 (2)	92.63	0.006	12:39:53.198
11 -	40.517	96.5	IN PIT		1:20.263 P	73.57	16.515	12:41:13.461

HSCC Historic Formula 3

RACE 13 - BEST SECTORS

SECTOR 1			SECTOR 2			IDEAL / BEST COMPARISON						
POS	NO	NAME	TIME	NO	NAME	TIME	POS	NO	NAME	IDEAL	BEST	DIFF
									PERFECT LAP	1:02.093		
1	1	MILICEVIC	36.972	1	MILICEVIC	25.121	1	1	MILICEVIC	1:02.093	1:02.093	0.000
2	25	HIBBERD	37.010	25	HIBBERD	25.177	2	25	HIBBERD	1:02.187	1:02.308	0.121
3	61	JARVIS	37.485	61	JARVIS	25.577	3	61	JARVIS	1:03.062	1:03.200	0.138
4	41	SPAGGIARI	37.625	88	SCOTT	25.690	4	41	SPAGGIARI	1:03.462	1:03.748	0.286
5	22	ARMER	37.785	65	THOMPSON	25.787	5	88	SCOTT	1:03.604	1:03.838	0.234
6	88	SCOTT	37.914	41	SPAGGIARI	25.837	6	22	ARMER	1:03.758	1:04.059	0.301
7	6	BOSSON	38.003	26	SEAMAN	25.889	7	65	THOMPSON	1:03.792	1:04.062	0.270
8	65	THOMPSON	38.005	96	DE SILVA	25.901	8	6	BOSSON	1:03.951	1:04.102	0.151
9	96	DE SILVA	38.128	6	BOSSON	25.948	9	96	DE SILVA	1:04.029	1:04.390	0.361
10	9	TART	38.174	22	ARMER	25.973	10	26	SEAMAN	1:04.278	1:04.664	0.386
11	26	SEAMAN	38.389	16	LINSTONE	26.555	11	9	TART	1:04.774	1:05.043	0.269
12	71	WALKER	38.770	9	TART	26.600	12	71	WALKER	1:05.561	1:05.864	0.303
13	16	LINSTONE	39.399	71	WALKER	26.791	13	16	LINSTONE	1:05.954	1:05.954	0.000
14	14	ETHERINGTON	39.792	14	ETHERINGTON	27.962	14	14	ETHERINGTON	1:07.754	1:08.027	0.273
15	60	FOWLER	42.194	60	FOWLER	28.969	15	60	FOWLER	1:11.163	1:11.247	0.084
16	34	DUFFY	42.676	34	DUFFY	29.387	16	34	DUFFY	1:12.063	1:12.415	0.352

Weather / Track : Cloudy / Dry

Results can be found at www.tsl-timing.com

Silverstone National
 Circuit Length = 1.6404 miles
 Start: 12:29 Flag 12:44 End: 12:46

Printed - 12:47 Sunday, 20 October 2019

HSCC Historic Formula 3

RACE 13 - BEST SPEEDS

POS	INTERMEDIATE 1			INTERMEDIATE 2			FINISH LINE		
	NO	NAME	MPH	NO	NAME	MPH	NO	NAME	MPH
1	25	HIBBERD	121.5				25	HIBBERD	113.7
2	96	DE SILVA	121.1				88	SCOTT	113.1
3	88	SCOTT	120.4				96	DE SILVA	113.1
4	6	BOSSON	119.8				6	BOSSON	112.9
5	61	JARVIS	119.4				61	JARVIS	112.8
6	22	ARMER	119.1				41	SPAGGIARI	112.4
7	1	MILICEVIC	119.1				65	THOMPSON	112.2
8	65	THOMPSON	118.9				9	TART	112.2
9	41	SPAGGIARI	118.9				26	SEAMAN	112.0
10	9	TART	118.7				22	ARMER	111.4
11	26	SEAMAN	117.7				1	MILICEVIC	111.2
12	71	WALKER	117.1				71	WALKER	109.9
13	16	LINSTONE	113.9				16	LINSTONE	107.4
14	14	ETHERINGTON	112.4				14	ETHERINGTON	106.9
15	60	FOWLER	111.2				60	FOWLER	102.2
16	34	DUFFY	101.9				34	DUFFY	95.5

Weather / Track : Cloudy / Dry

Results can be found at www.tsl-timing.com

Silverstone National
 Circuit Length = 1.6404 miles
 Start: 12:29 Flag 12:44 End: 12:46

Printed - 12:47 Sunday, 20 October 2019

HSCC Historic Formula 3

RACE 13 - STATISTICS

Competitors Started 16
Planned Start 2019-10-20 @ 12:35:00.000
Actual Start 2019-10-20 @ 12:29:03.329
Finish Time 2019-10-20 @ 12:44:53.368
Track Length 1.6404mi.
Total Laps 228
Total Distance Covered 374.0256mi.

Session Fastest Lap History

NO	CL	NAME	LAP TIME	TIME OF DAY	LAP	VEHICLE
1	B	Jon MILICEVIC	1:05.737	12:30:09.051	1	Brabham BT21B
1	B	Jon MILICEVIC	1:03.363	12:31:12.414	2	Brabham BT21B
25	B	Andrew HIBBERD	1:03.190	12:31:12.751	2	Brabham BT18
1	B	Jon MILICEVIC	1:02.832	12:32:15.246	3	Brabham BT21B
25	B	Andrew HIBBERD	1:02.784	12:32:15.535	3	Brabham BT18
1	B	Jon MILICEVIC	1:02.601	12:34:21.204	5	Brabham BT21B
1	B	Jon MILICEVIC	1:02.260	12:35:23.464	6	Brabham BT21B
1	B	Jon MILICEVIC	1:02.093	12:38:30.643	9	Brabham BT21B

Session Leader History

NO	CL	NAME	FROM LAP	LAPS LED	DISTANCE	VEHICLE
1	B	Jon MILICEVIC	1	11	18.04 miles	Brabham BT21B
25	B	Andrew HIBBERD	12	4	6.56 miles	Brabham BT18

Flag History

TYPE	TIME OF DAY
GREEN	12:29:03.329
FINISH	12:44:53.368

Flag Statistics

TYPE	COUNT	TOTAL LAPS	TOTAL TIME
Green	1	15	17:08.146
Red	0	0	0.000
Safety Car	0	0	0.000
FCY	0	0	0.000

HSCC Historic Formula 3

RACE 13 - STATISTICS

CLASS : B

15 Starters

Fastest Lap History

NO	NAME	LAP TIME	TIME OF DAY	LAP	VEHICLE
1	Jon MILICEVIC	1:05.737	12:30:09.051	1	Brabham BT21B
1	Jon MILICEVIC	1:03.363	12:31:12.414	2	Brabham BT21B
25	Andrew HIBBERD	1:03.190	12:31:12.751	2	Brabham BT18
1	Jon MILICEVIC	1:02.832	12:32:15.246	3	Brabham BT21B
25	Andrew HIBBERD	1:02.784	12:32:15.535	3	Brabham BT18
1	Jon MILICEVIC	1:02.601	12:34:21.204	5	Brabham BT21B
1	Jon MILICEVIC	1:02.260	12:35:23.464	6	Brabham BT21B
1	Jon MILICEVIC	1:02.093	12:38:30.643	9	Brabham BT21B

Leader History

NO	NAME	FROM LAP	LAPS LED	DISTANCE	VEHICLE
1	Jon MILICEVIC	1	11	18.04 miles	Brabham BT21B
25	Andrew HIBBERD	12	4	6.56 miles	Brabham BT18

HSCC Historic Formula 3

RACE 13 - STATISTICS

CLASS : Inv

1 Starters

Fastest Lap History

NO	NAME	LAP TIME	TIME OF DAY	LAP	VEHICLE
60	Roger FOWLER	1:18.760	12:30:22.079	1	Lola T60
60	Roger FOWLER	1:11.623	12:31:33.701	2	Lola T60
60	Roger FOWLER	1:11.403	12:32:45.105	3	Lola T60
60	Roger FOWLER	1:11.247	12:35:10.019	5	Lola T60

Leader History

NO	NAME	FROM LAP	LAPS LED	DISTANCE	VEHICLE
60	Roger FOWLER	1	14	22.96 miles	Lola T60

Sheet No:

Issue Time:



HSCC Historic Formula 3

RACE 20 - GRID (15 minutes)

ROW 8	16	1:12.415	34 Gil DUFFY	15	1:11.247	60 Roger FOWLER
ROW 7		1:08.027	14 14 Simon ETHERINGTON		1:05.954	13 16 Mark LINSTONE
ROW 6	12	1:05.864	71 Mike WALKER	11	1:05.043	9 Andrew TART
ROW 5		1:04.664	10 26 Steve SEAMAN		1:04.390	9 96 Harindra DE SILVA
ROW 4	8	1:04.102	6 Leif BOSSON	7	1:04.062	65 Peter THOMPSON
ROW 3		1:04.059	6 22 Simon ARMER		1:03.838	5 88 Michael SCOTT
ROW 2	4	1:03.748	41 Enrico SPAGGIARI	3	1:03.200	61 Andy JARVIS
ROW 1		1:02.308	2 25 Andrew HIBBERD		1:02.093	1 1 Jon MILICEVIC
Pole						

Silverstone National
Circuit Length = 1.6404 miles

These results are provisional until the conclusion of any judicial and technical matters.

Clerk Of Course : Julian Floyd

Steward :

Timekeeper : Nick Palmer

Sheet No:

Issue Time:



HSCC Historic Formula 3

RACE 20 - CLASSIFICATION

POS	NO	CL	PIC	NAME	ENTRY	LAPS	TIME	GAP	DIFF	MPH	BEST	ON
1	25	B	1	Andrew HIBBERD	Brabham BT18	15	15:54.654			92.79	1:02.922	7
2	88	B	2	Michael SCOTT	Brabham BT28	15	16:11.802	17.148	17.148	91.15	1:03.748	13
3	61	B	3	Andy JARVIS	March 703	15	16:13.955	19.301	2.153	90.95	1:03.542	13
4	22	B	4	Simon ARMER	March 703	15	16:21.071	26.417	7.116	90.29	1:04.302	11
5	65	B	5	Peter THOMPSON	Brabham BT21	15	16:24.125	29.471	3.054	90.01	1:03.373	8
6	9	B	6	Andrew TART	Merlyn Mk9	15	16:33.107	38.453	8.982	89.19	1:05.241	9
7	6	B	7	Leif BOSSON	Brabham BT28	15	16:33.736	39.082	0.629	89.14	1:04.780	10
8	14	B	8	Simon ETHERINGTON	Brabham BT15	14	16:18.894	1 Lap	1 Lap	84.46	1:08.325	14
9	60	Inv	1	Roger FOWLER	Lola T60	14	17:03.133	1 Lap	44.239	80.80	1:10.429	4
10	34	B	9	Gil DUFFY	Brabham BT21B	14	17:03.893	1 Lap	0.760	80.74	1:10.467	13

NOT CLASSIFIED

DNF	96	B		Harindra DE SILVA	Tecno F3	14	15:39.155	1 Lap		88.03	1:04.832	8
DNF	71	B		Mike WALKER	Brabham BT21	14	15:53.086	1 Lap	13.931	86.74	1:06.277	10
DNF	26	B		Steve SEAMAN	Brabham BT21	11	12:39.607	4 Laps	3 Laps	85.52	1:04.804	5
DNF	16	B		Mark LINSTONE	Brabham BT21	5	5:46.232	10 Laps	6 Laps	85.28	1:07.391	4
DNF	1	B		Jon MILICEVIC	Brabham BT21B	0						
DNF	41	B		Enrico SPAGGIARI	Lotus 41X	0						

FASTEST LAP

25	B			Andrew HIBBERD	Brabham BT18	7	1:02.922			93.85 mph	151.04 kph	
60	Inv			Roger FOWLER	Lola T60	4	1:10.429			83.85 mph	134.94 kph	

Weather / Track : Cloudy / Dry

These results are provisional until the conclusion of any judicial and technical matters.

Silverstone National

Circuit Length = 1.6404 miles

Start: 17:03 Flag 17:19 End: 17:21

Clerk Of Course : Julian Floyd

Steward :

Timekeeper : Nick Palmer

HSCC Historic Formula 3

RACE 20 - LAP CHART

LAP 1 @ 17:04:48.375			LAP 2 @ 17:05:52.403			LAP 3 @ 17:06:56.203			LAP 4 @ 17:07:59.789			LAP 5 @ 17:09:03.001		
NO	BEHIND	LAP TIME	NO	BEHIND	LAP TIME	NO	BEHIND	LAP TIME	NO	BEHIND	LAP TIME	NO	BEHIND	LAP TIME
25		1:07.497	25		1:04.028	25		1:03.800	25		1:03.586	25		1:03.212
22	1.367	1:08.864	22	2.592	1:05.253	22	3.671	1:04.879	22	5.289	1:05.204	88	7.255	1:04.614
88	2.065	1:09.562	88	3.611	1:05.574	88	4.387	1:04.576	88	5.853	1:05.052	22	8.048	1:05.971
9	4.738	1:12.235	9	7.109	1:06.399	61	10.654	1:06.984	61	11.613	1:04.545	61	12.713	1:04.312
26	5.158	1:12.655	96	7.209	1:05.986	9	11.303	1:07.994	9	13.038	1:05.321	9	15.327	1:05.501
96	5.251	1:12.748	61	7.470	1:05.764	26	11.650	1:07.664	26	13.827	1:05.763	26	15.419	1:04.804
61	5.734	1:13.231	26	7.786	1:06.656	6	12.439	1:06.105	6	14.357	1:05.504	6	16.269	1:05.124
6	7.028	1:14.525	6	10.134	1:07.134	16	16.078	1:07.410	16	19.883	1:07.391	65	21.004	1:04.325
16	8.742	1:16.239	16	12.468	1:07.754	96	18.898	1:15.489	65	19.891	1:03.925	96	22.793	1:05.422
71	10.289	1:17.786	71	15.430	1:09.169	65	19.552	1:04.549	96	20.583	1:05.271	16	24.109	1:07.438
14	11.483	1:18.980	65	18.803	1:05.277	71	20.907	1:09.277	71	24.409	1:07.088	71	28.103	1:06.906
34	13.090	1:20.587	14	19.180	1:11.725	14	25.844	1:10.464	14	31.610	1:09.352	14	37.668	1:09.270
60	14.738	1:22.235	34	22.040	1:12.978	34	30.947	1:12.707	60	39.413	1:10.429	60	46.944	1:10.743
65	17.554	1:25.051	60	24.474	1:13.764	60	32.570	1:11.896	34	39.423	1:12.062	34	48.442	1:12.231

Weather / Track : Cloudy / Dry

Results can be found at www.tsl-timing.com

Page 1 of 3

Silverstone National
 Circuit Length = 1.6404 miles
 Start: 17:03 Flag 17:19 End: 17:21

Printed - 17:23 Sunday, 20 October 2019

HSCC Historic Formula 3

RACE 20 - LAP CHART

LAP 6 @ 17:10:06.083			LAP 7 @ 17:11:09.005			LAP 8 @ 17:12:12.958			LAP 9 @ 17:13:16.402			LAP 10 @ 17:14:19.612		
NO	BEHIND	LAP TIME	NO	BEHIND	LAP TIME	NO	BEHIND	LAP TIME	NO	BEHIND	LAP TIME	NO	BEHIND	LAP TIME
25		1:03.082	25		1:02.922	25		1:03.953	25		1:03.444	25		1:03.210
88	8.760	1:04.587	88	10.696	1:04.858	60	1 Lap	1:12.650	60	1 Lap	1:12.139	88	12.809	1:04.731
22	10.184	1:05.218	22	12.245	1:04.983	34	1 Lap	1:11.937	88	11.288	1:04.020	61	16.187	1:03.750
61	14.246	1:04.615	61	15.733	1:04.409	88	10.712	1:03.969	34	1 Lap	1:12.771	22	16.733	1:05.660
26	17.875	1:05.538	26	19.985	1:05.032	22	13.246	1:04.954	22	14.283	1:04.481	60	1 Lap	1:12.357
9	18.438	1:06.193	9	20.763	1:05.247	61	15.539	1:03.759	61	15.647	1:03.552	34	1 Lap	1:12.135
6	19.450	1:06.263	6	21.543	1:05.015	26	21.094	1:05.062	26	22.468	1:04.818	26	24.232	1:04.974
65	22.032	1:04.110	65	23.223	1:04.113	9	22.190	1:05.380	9	23.987	1:05.241	65	24.614	1:03.756
96	24.608	1:04.897	96	26.832	1:05.146	6	22.428	1:04.838	65	24.068	1:04.869	9	26.242	1:05.465
71	32.300	1:07.279	71	36.110	1:06.732	65	22.643	1:03.373	6	25.093	1:06.109	6	26.663	1:04.780
14	43.940	1:09.354	14	49.945	1:08.927	96	27.711	1:04.832	96	29.428	1:05.161	96	31.863	1:05.645
60	56.298	1:12.436				71	38.840	1:06.683	71	42.478	1:07.082	71	45.545	1:06.277
34	57.795	1:12.435				14	55.103	1:09.111	14	1:00.471	1:08.812			

Weather / Track : Cloudy / Dry

HSCC Historic Formula 3

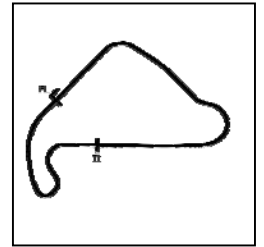
RACE 20 - LAP CHART

LAP 11 @ 17:15:22.831			LAP 12 @ 17:16:25.933			LAP 13 @ 17:17:29.103			LAP 14 @ 17:18:32.456			LAP 15 @ 17:19:35.532		
NO	BEHIND	LAP TIME	NO	BEHIND	LAP TIME	NO	BEHIND	LAP TIME	NO	BEHIND	LAP TIME	NO	BEHIND	LAP TIME
25		1:03.219	25		1:03.102	25		1:03.170	25		1:03.353	25		1:03.076
14	1 Lap	1:08.768	14	1 Lap	1:08.374	14	1 Lap	1:08.839	88	16.344	1:04.051	88	17.148	1:03.880
88	13.912	1:04.322	88	15.068	1:04.258	88	15.646	1:03.748	61	18.216	1:03.674	61	19.301	1:04.161
61	16.673	1:03.705	61	17.523	1:03.952	61	17.895	1:03.542	14	1 Lap	1:08.593	14	1 Lap	1:08.325
22	17.816	1:04.302	22	19.863	1:05.149	22	22.207	1:05.514	22	24.404	1:05.550	22	26.417	1:05.089
65	25.321	1:03.926	65	26.606	1:04.387	65	27.691	1:04.255	65	28.394	1:04.056	65	29.471	1:04.153
60	1 Lap	1:11.833	9	31.407	1:05.881	9	33.890	1:05.653	9	36.063	1:05.526	9	38.453	1:05.466
9	28.628	1:05.605	6	32.754	1:06.362	6	34.625	1:05.041	6	36.793	1:05.521	6	39.082	1:05.365
6	29.494	1:06.050	60	1 Lap	1:13.024	96	42.510	1:06.605	96	47.577	1:08.420	60	1 Lap	1:16.453
34	1 Lap	1:11.686	96	39.075	1:06.557	60	1 Lap	1:11.517	60	1 Lap	1:11.657	34	1 Lap	1:16.267
96	35.620	1:06.976	34	1 Lap	1:13.857	34	1 Lap	1:11.773	34	1 Lap	1:10.467			
71	49.951	1:07.625	71	53.891	1:07.042	71	57.442	1:06.721	71	1:01.508	1:07.419			
26	57.654	1:36.641 P												

Weather / Track : Cloudy / Dry

HSCC Historic Formula 3

RACE 20 - SECTOR ANALYSIS



SECTOR 1 = FL to I1, SECTOR 2 = I1 to FL, DIFF = Difference To Personal Best Lap, P = Crossed Finish Line in Pit Lane, D = Time Disallowed

P1		25 B		Andrew HIBBERD		Brabham BT18		
IDEAL LAP TIME : 1:02.856		BEST LAP TIME : 1:02.922		DIFFERENCE : 0.066				
LAP	SECTOR 1	SECTOR 2	LAP TIME	MPH	DIFF	TIME OF DAY		
1 -		115.3	26.317	108.3	1:07.497	87.49	4.575	17:04:48.375
2 -	38.182	115.7	25.846	108.8	1:04.028	92.23	1.106	17:05:52.403
3 -	37.893	116.3	25.907	109.0	1:03.800	92.56	0.878	17:06:56.203
4 -	37.877	116.7	25.709	109.6	1:03.586	92.87	0.664	17:07:59.789
5 -	37.555	117.3	25.657	109.6	1:03.212	93.42	0.290	17:09:03.001
6 -	37.627	117.3	25.455	109.9	1:03.082 (3)	93.61	0.160	17:10:06.083
7 -	37.408	117.7	25.514	110.3	1:02.922 (1)	93.85		17:11:09.005
8 -	37.401	119.1	26.552	109.9	1:03.953	92.34	1.031	17:12:12.958
9 -	37.705	117.1	25.739	109.6	1:03.444	93.08	0.522	17:13:16.402
10 -	37.695	117.5	25.515	110.3	1:03.210	93.42	0.288	17:14:19.612
11 -	37.435	117.1	25.784	109.0	1:03.219	93.41	0.297	17:15:22.831
12 -	37.438	116.7	25.664	109.9	1:03.102	93.58	0.180	17:16:25.933
13 -	37.558	117.1	25.612	109.6	1:03.170	93.48	0.248	17:17:29.103
14 -	37.685	116.7	25.668	110.3	1:03.353	93.21	0.431	17:18:32.456
15 -	37.507	117.7	25.569	111.4	1:03.076 (2)	93.62	0.154	17:19:35.532

P2		88 B		Michael SCOTT		Brabham BT28		
IDEAL LAP TIME : 1:03.731		BEST LAP TIME : 1:03.748		DIFFERENCE : 0.017				
LAP	SECTOR 1	SECTOR 2	LAP TIME	MPH	DIFF	TIME OF DAY		
1 -		109.1	27.171	107.8	1:09.562	84.89	5.814	17:04:50.440
2 -	39.422	111.1	26.152	109.7	1:05.574	90.06	1.826	17:05:56.014
3 -	38.391	114.5	26.185	108.1	1:04.576	91.45	0.828	17:07:00.590
4 -	38.585	115.3	26.467	108.5	1:05.052	90.78	1.304	17:08:05.642
5 -	38.602	116.5	26.012	108.7	1:04.614	91.39	0.866	17:09:10.256
6 -	38.407	115.3	26.180	108.8	1:04.587	91.43	0.839	17:10:14.843
7 -	38.873	114.7	25.985	108.8	1:04.858	91.05	1.110	17:11:19.701
8 -	37.829	116.1	26.140	109.2	1:03.969 (3)	92.32	0.221	17:12:23.670
9 -	37.995	116.7	26.025	110.3	1:04.020	92.24	0.272	17:13:27.690
10 -	38.626	114.9	26.105	109.4	1:04.731	91.23	0.983	17:14:32.421
11 -	38.213	115.3	26.109	109.2	1:04.322	91.81	0.574	17:15:36.743
12 -	38.343	117.1	25.915	109.6	1:04.258	91.90	0.510	17:16:41.001
13 -	37.846	117.5	25.902	108.3	1:03.748 (1)	92.64		17:17:44.749
14 -	38.128	116.7	25.923	109.4	1:04.051	92.20	0.303	17:18:48.800
15 -	37.969	116.1	25.911	109.0	1:03.880 (2)	92.44	0.132	17:19:52.680

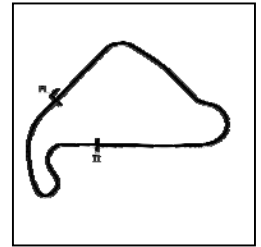
P3		61 B		Andy JARVIS		March 703		
IDEAL LAP TIME : 1:03.458		BEST LAP TIME : 1:03.542		DIFFERENCE : 0.084				
LAP	SECTOR 1	SECTOR 2	LAP TIME	MPH	DIFF	TIME OF DAY		
1 -		116.9	26.346	107.9	1:13.231	80.64	9.689	17:04:54.109
2 -	39.061	117.7	26.703	108.8	1:05.764	89.80	2.222	17:05:59.873
3 -	40.861	116.7	26.123	105.5	1:06.984	88.16	3.442	17:07:06.857
4 -	38.283	113.5	26.262	105.7	1:04.545	91.49	1.003	17:08:11.402
5 -	38.307	113.3	26.005	106.2	1:04.312	91.82	0.770	17:09:15.714
6 -	38.415	113.1	26.200	105.7	1:04.615	91.39	1.073	17:10:20.329
7 -	38.369	113.7	26.040	106.4	1:04.409	91.69	0.867	17:11:24.738
8 -	37.919	114.3	25.840	107.2	1:03.759	92.62	0.217	17:12:28.497
9 -	37.869	114.7	25.683	107.4	1:03.552 (2)	92.92	0.010	17:13:32.049
10 -	37.983	116.1	25.767	106.4	1:03.750	92.63	0.208	17:14:35.799
11 -	37.931	114.1	25.774	105.7	1:03.705	92.70	0.163	17:15:39.504
12 -	37.980	114.1	25.972	106.2	1:03.952	92.34	0.410	17:16:43.456
13 -	37.775	113.9	25.767	107.2	1:03.542 (1)	92.94		17:17:46.998
14 -	37.829	115.1	25.845	107.1	1:03.674 (3)	92.74	0.132	17:18:50.672
15 -	38.134	114.3	26.027	105.7	1:04.161	92.04	0.619	17:19:54.833

Weather / Track : Cloudy / Dry

Silverstone National
Circuit Length = 1.6404 miles
Start: 17:03 Flag 17:19 End: 17:21

HSCC Historic Formula 3

RACE 20 - SECTOR ANALYSIS



SECTOR 1 = FL to I1, SECTOR 2 = I1 to FL, DIFF = Difference To Personal Best Lap, P = Crossed Finish Line in Pit Lane, D = Time Disallowed

P4		22 B		Simon ARMER		March 703		
IDEAL LAP TIME : 1:04.207		BEST LAP TIME : 1:04.302		DIFFERENCE : 0.095				
LAP	SECTOR 1	SECTOR 2	LAP TIME	MPH	DIFF	TIME OF DAY		
1 -		112.4	26.726	106.5	1:08.864	85.75	4.562	17:04:49.742
2 -	38.540	112.4	26.713	105.3	1:05.253	90.50	0.951	17:05:54.995
3 -	38.387	112.9	26.492	105.3	1:04.879 (3)	91.02	0.577	17:06:59.874
4 -	38.588	113.1	26.616	106.4	1:05.204	90.57	0.902	17:08:05.078
5 -	39.477	107.0	26.494	107.2	1:05.971	89.51	1.669	17:09:11.049
6 -	38.460	114.5	26.758	107.2	1:05.218	90.55	0.916	17:10:16.267
7 -	38.748	114.7	26.235	106.7	1:04.983	90.88	0.681	17:11:21.250
8 -	38.487	113.9	26.467	106.7	1:04.954	90.92	0.652	17:12:26.204
9 -	38.095	113.9	26.386	106.9	1:04.481 (2)	91.58	0.179	17:13:30.685
10 -	39.314	110.0	26.346	108.7	1:05.660	89.94	1.358	17:14:36.345
11 -	37.972	116.5	26.330	107.2	1:04.302 (1)	91.84		17:15:40.647
12 -	38.301	114.7	26.848	106.4	1:05.149	90.64	0.847	17:16:45.796
13 -	38.829	113.7	26.685	106.4	1:05.514	90.14	1.212	17:17:51.310
14 -	38.821	113.1	26.729	106.0	1:05.550	90.09	1.248	17:18:56.860
15 -	38.422	113.3	26.667	106.5	1:05.089	90.73	0.787	17:20:01.949

P5		65 B		Peter THOMPSON		Brabham BT21		
IDEAL LAP TIME : 1:03.369		BEST LAP TIME : 1:03.373		DIFFERENCE : 0.004				
LAP	SECTOR 1	SECTOR 2	LAP TIME	MPH	DIFF	TIME OF DAY		
1 -		111.4	26.307	109.6	1:25.051	69.43	21.678	17:05:05.929
2 -	39.093	117.5	26.184	108.8	1:05.277	90.47	1.904	17:06:11.206
3 -	38.424	120.0	26.125	110.5	1:04.549	91.49	1.176	17:07:15.755
4 -	38.147	118.5	25.778	110.9	1:03.925 (3)	92.38	0.552	17:08:19.680
5 -	38.237	116.9	26.088	109.7	1:04.325	91.80	0.952	17:09:24.005
6 -	38.218	116.9	25.892	110.3	1:04.110	92.11	0.737	17:10:28.115
7 -	38.091	117.7	26.022	110.9	1:04.113	92.11	0.740	17:11:32.228
8 -	37.591	120.0	25.782	113.9	1:03.373 (1)	93.18		17:12:35.601
9 -	38.569	120.9	26.300	111.6	1:04.869	91.03	1.496	17:13:40.470
10 -	37.839	118.7	25.917	111.4	1:03.756 (2)	92.62	0.383	17:14:44.226
11 -	37.784	118.1	26.142	108.8	1:03.926	92.38	0.553	17:15:48.152
12 -	38.330	116.1	26.057	108.7	1:04.387	91.72	1.014	17:16:52.539
13 -	38.169	115.9	26.086	109.0	1:04.255	91.90	0.882	17:17:56.794
14 -	38.047	116.3	26.009	109.4	1:04.056	92.19	0.683	17:19:00.850
15 -	38.046	116.7	26.107	109.4	1:04.153	92.05	0.780	17:20:05.003

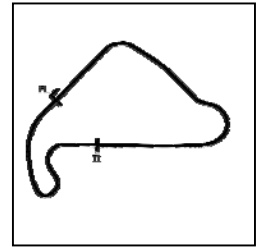
P6		9 B		Andrew TART		Merlyn Mk9		
IDEAL LAP TIME : 1:04.978		BEST LAP TIME : 1:05.241		DIFFERENCE : 0.263				
LAP	SECTOR 1	SECTOR 2	LAP TIME	MPH	DIFF	TIME OF DAY		
1 -		112.7	27.228	107.2	1:12.235	81.75	6.994	17:04:53.113
2 -	39.311	112.7	27.088	106.5	1:06.399	88.94	1.158	17:05:59.512
3 -	41.060	113.1	26.934	108.8	1:07.994	86.85	2.753	17:07:07.506
4 -	38.695	115.9	26.626	108.3	1:05.321 (3)	90.40	0.080	17:08:12.827
5 -	38.606	115.5	26.895	107.9	1:05.501	90.16	0.260	17:09:18.328
6 -	39.570	118.3	26.623	109.9	1:06.193	89.21	0.952	17:10:24.521
7 -	38.571	117.7	26.676	109.0	1:05.247 (2)	90.51	0.006	17:11:29.768
8 -	38.426	117.7	26.954	108.1	1:05.380	90.32	0.139	17:12:35.148
9 -	38.689	116.3	26.552	108.7	1:05.241 (1)	90.52		17:13:40.389
10 -	38.742	118.1	26.723	109.0	1:05.465	90.21	0.224	17:14:45.854
11 -	38.606	116.5	26.999	108.1	1:05.605	90.01	0.364	17:15:51.459
12 -	39.073	113.9	26.808	107.6	1:05.881	89.64	0.640	17:16:57.340
13 -	38.884	114.7	26.769	107.8	1:05.653	89.95	0.412	17:18:02.993
14 -	38.776	114.7	26.750	107.6	1:05.526	90.12	0.285	17:19:08.519
15 -	38.657	114.9	26.809	107.2	1:05.466	90.20	0.225	17:20:13.985

Weather / Track : Cloudy / Dry

Silverstone National
Circuit Length = 1.6404 miles
Start: 17:03 Flag 17:19 End: 17:21

HSCC Historic Formula 3

RACE 20 - SECTOR ANALYSIS



SECTOR 1 = FL to I1, SECTOR 2 = I1 to FL, DIFF = Difference To Personal Best Lap, P = Crossed Finish Line in Pit Lane, D = Time Disallowed

P7		6 B		Leif BOSSON		Brabham BT28		
IDEAL LAP TIME : 1:04.632		BEST LAP TIME : 1:04.780		DIFFERENCE : 0.148				
LAP	SECTOR 1	SECTOR 2	LAP TIME	MPH	DIFF	TIME OF DAY		
1 -		114.3	27.833	108.1	1:14.525	79.24	9.745	17:04:55.403
2 -	40.260	115.9	26.874	108.7	1:07.134	87.96	2.354	17:06:02.537
3 -	39.568	116.7	26.537	111.0	1:06.105	89.33	1.325	17:07:08.642
4 -	38.821	119.6	26.683	111.2	1:05.504	90.15	0.724	17:08:14.146
5 -	38.615	118.9	26.509	111.0	1:05.124	90.68	0.344	17:09:19.270
6 -	39.538	118.1	26.725	110.7	1:06.263	89.12	1.483	17:10:25.533
7 -	38.633	118.7	26.382	111.0	1:05.015 (3)	90.83	0.235	17:11:30.548
8 -	38.393	118.7	26.445	111.0	1:04.838 (2)	91.08	0.058	17:12:35.386
9 -	39.285	120.4	26.824	111.6	1:06.109	89.33	1.329	17:13:41.495
10 -	38.420	120.0	26.360	110.9	1:04.780 (1)	91.16		17:14:46.275
11 -	39.123	118.5	26.927	108.5	1:06.050	89.41	1.270	17:15:52.325
12 -	40.048	117.5	26.314	110.1	1:06.362	88.99	1.582	17:16:58.687
13 -	38.318	118.3	26.723	110.3	1:05.041	90.79	0.261	17:18:03.728
14 -	38.510	118.5	27.011	109.9	1:05.521	90.13	0.741	17:19:09.249
15 -	38.708	118.5	26.657	110.1	1:05.365	90.34	0.585	17:20:14.614

P8		14 B		Simon ETHERINGTON		Brabham BT15		
IDEAL LAP TIME : 1:08.253		BEST LAP TIME : 1:08.325		DIFFERENCE : 0.072				
LAP	SECTOR 1	SECTOR 2	LAP TIME	MPH	DIFF	TIME OF DAY		
1 -		103.8	29.016	105.2	1:18.980	74.77	10.655	17:04:59.858
2 -	42.728	110.9	28.997	104.3	1:11.725	82.33	3.400	17:06:11.583
3 -	41.668	110.7	28.796	104.0	1:10.464	83.81	2.139	17:07:22.047
4 -	40.585	110.1	28.767	104.5	1:09.352	85.15	1.027	17:08:31.399
5 -	40.641	111.4	28.629	104.3	1:09.270	85.25	0.945	17:09:40.669
6 -	40.674	110.7	28.680	104.2	1:09.354	85.15	1.029	17:10:50.023
7 -	40.516	110.9	28.411	104.0	1:08.927	85.68	0.602	17:11:58.950
8 -	40.624	110.9	28.487	103.8	1:09.111	85.45	0.786	17:13:08.061
9 -	40.546	110.9	28.266	104.2	1:08.812	85.82	0.487	17:14:16.873
10 -	40.643	110.9	28.125	104.5	1:08.768	85.87	0.443	17:15:25.641
11 -	40.147	110.7	28.227	104.0	1:08.374 (2)	86.37	0.049	17:16:34.015
12 -	40.556	109.4	28.283	104.0	1:08.839	85.78	0.514	17:17:42.854
13 -	40.344	111.1	28.249	105.7	1:08.593 (3)	86.09	0.268	17:18:51.447
14 -	40.128	111.6	28.197	104.0	1:08.325 (1)	86.43		17:19:59.772

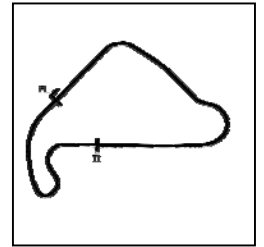
P9		60 Inv		Roger FOWLER		Lola T60		
IDEAL LAP TIME : 1:10.335		BEST LAP TIME : 1:10.429		DIFFERENCE : 0.094				
LAP	SECTOR 1	SECTOR 2	LAP TIME	MPH	DIFF	TIME OF DAY		
1 -		107.3	29.912	101.8	1:22.235	71.81	11.806	17:05:03.113
2 -	44.628	109.8	29.136	101.0	1:13.764	80.06	3.335	17:06:16.877
3 -	42.670	110.1	29.226	102.7	1:11.896	82.14	1.467	17:07:28.773
4 -	41.884	111.4	28.545	103.2	1:10.429 (1)	83.85		17:08:39.202
5 -	41.790	110.3	28.953	102.4	1:10.743 (2)	83.48	0.314	17:09:49.945
6 -	43.141	108.7	29.295	102.4	1:12.436	81.52	2.007	17:11:02.381
7 -	42.419	105.3	30.231	98.4	1:12.650	81.28	2.221	17:12:15.031
8 -	42.985	109.8	29.154	100.7	1:12.139	81.86	1.710	17:13:27.170
9 -	42.881	108.9	29.476	102.7	1:12.357	81.61	1.928	17:14:39.527
10 -	42.237	109.2	29.596	101.4	1:11.833	82.21	1.404	17:15:51.360
11 -	44.141	109.8	28.883	102.2	1:13.024	80.87	2.595	17:17:04.384
12 -	42.320	110.7	29.197	102.1	1:11.517 (3)	82.57	1.088	17:18:15.901
13 -	42.167	107.7	29.490	100.8	1:11.657	82.41	1.228	17:19:27.558
14 -	47.169	108.0	29.284	100.8	1:16.453	77.24	6.024	17:20:44.011

Weather / Track : Cloudy / Dry

Silverstone National
Circuit Length = 1.6404 miles
Start: 17:03 Flag 17:19 End: 17:21

HSCC Historic Formula 3

RACE 20 - SECTOR ANALYSIS



SECTOR 1 = FL to I1, SECTOR 2 = I1 to FL, DIFF = Difference To Personal Best Lap, P = Crossed Finish Line in Pit Lane, D = Time Disallowed

P10 34 B		Gil DUFFY			Brabham BT21B			
IDEAL LAP TIME : 1:10.447		BEST LAP TIME : 1:10.467			DIFFERENCE : 0.020			
LAP	SECTOR 1	SECTOR 2		LAP TIME	MPH	DIFF	TIME OF DAY	
1 -		103.5	29.618	94.2	1:20.587	73.28	10.120	17:05:01.465
2 -	44.196	103.7	28.782	94.2	1:12.978	80.92	2.511	17:06:14.443
3 -	43.161	102.1	29.546	96.0	1:12.707	81.22	2.240	17:07:27.150
4 -	42.436	102.4	29.626	94.3	1:12.062	81.95	1.595	17:08:39.212
5 -	42.914	104.2	29.317	97.5	1:12.231	81.76	1.764	17:09:51.443
6 -	42.870	103.2	29.565	96.8	1:12.435	81.53	1.968	17:11:03.878
7 -	42.265	100.4	29.672	93.9	1:11.937	82.09	1.470	17:12:15.815
8 -	42.873	102.6	29.898	96.1	1:12.771	81.15	2.304	17:13:28.586
9 -	43.003	104.8	29.132	96.5	1:12.135	81.86	1.668	17:14:40.721
10 -	42.140	102.1	29.546	95.8	1:11.686 (2)	82.38	1.219	17:15:52.407
11 -	43.304	101.8	30.553	97.8	1:13.857	79.96	3.390	17:17:06.264
12 -	41.895	103.2	29.878	98.1	1:11.773 (3)	82.28	1.306	17:18:18.037
13 -	41.915	102.7	28.552	97.4	1:10.467 (1)	83.80		17:19:28.504
14 -	46.915	105.1	29.352	94.0	1:16.267	77.43	5.800	17:20:44.771

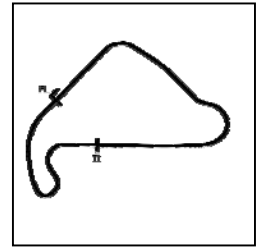
P11 96 B		Harindra DE SILVA			Tecno F3			
IDEAL LAP TIME : 1:04.556		BEST LAP TIME : 1:04.832			DIFFERENCE : 0.276			
LAP	SECTOR 1	SECTOR 2		LAP TIME	MPH	DIFF	TIME OF DAY	
1 -		114.1	26.541	112.9	1:12.748	81.17	7.916	17:04:53.626
2 -	39.234	115.9	26.752	109.9	1:05.986	89.49	1.154	17:05:59.612
3 -	48.783	114.3	26.706	107.2	1:15.489	78.23	10.657	17:07:15.101
4 -	38.736	114.7	26.535	110.3	1:05.271	90.47	0.439	17:08:20.372
5 -	39.087	115.7	26.335	108.3	1:05.422	90.27	0.590	17:09:25.794
6 -	38.368	116.1	26.529	108.7	1:04.897 (2)	91.00	0.065	17:10:30.691
7 -	38.720	115.7	26.426	108.7	1:05.146 (3)	90.65	0.314	17:11:35.837
8 -	38.221	115.3	26.611	106.9	1:04.832 (1)	91.09		17:12:40.669
9 -	38.406	115.1	26.755	107.6	1:05.161	90.63	0.329	17:13:45.830
10 -	39.155	114.9	26.490	107.4	1:05.645	89.96	0.813	17:14:51.475
11 -	40.463	113.7	26.513	106.5	1:06.976	88.17	2.144	17:15:58.451
12 -	38.585	116.3	27.972	107.4	1:06.557	88.73	1.725	17:17:05.008
13 -	39.735	113.3	26.870	107.1	1:06.605	88.66	1.773	17:18:11.613
14 -	39.349	113.1	29.071	70.4	1:08.420	86.31	3.588	17:19:20.033

P12 71 B		Mike WALKER			Brabham BT21			
IDEAL LAP TIME : 1:06.154		BEST LAP TIME : 1:06.277			DIFFERENCE : 0.123			
LAP	SECTOR 1	SECTOR 2		LAP TIME	MPH	DIFF	TIME OF DAY	
1 -		108.2	28.083	104.5	1:17.786	75.92	11.509	17:04:58.664
2 -	41.549	112.5	27.620	104.7	1:09.169	85.38	2.892	17:06:07.833
3 -	41.338	111.6	27.939	105.0	1:09.277	85.24	3.000	17:07:17.110
4 -	39.855	113.7	27.233	104.7	1:07.088	88.02	0.811	17:08:24.198
5 -	39.578	112.9	27.328	105.5	1:06.906	88.26	0.629	17:09:31.104
6 -	39.766	112.0	27.513	104.7	1:07.279	87.77	1.002	17:10:38.383
7 -	39.441	112.2	27.291	104.3	1:06.732	88.49	0.455	17:11:45.115
8 -	39.211	111.8	27.472	104.5	1:06.683 (2)	88.56	0.406	17:12:51.798
9 -	39.444	112.4	27.638	104.2	1:07.082	88.03	0.805	17:13:58.880
10 -	39.334	112.7	26.943	105.3	1:06.277 (1)	89.10		17:15:05.157
11 -	40.360	112.7	27.265	104.5	1:07.625	87.32	1.348	17:16:12.782
12 -	39.353	112.9	27.689	104.5	1:07.042	88.08	0.765	17:17:19.824
13 -	39.378	112.4	27.343	104.8	1:06.721 (3)	88.51	0.444	17:18:26.545
14 -	39.531	112.5	27.888	87.2	1:07.419	87.59	1.142	17:19:33.964

Weather / Track : Cloudy / Dry

HSCC Historic Formula 3

RACE 20 - SECTOR ANALYSIS



SECTOR 1 = FL to I1, SECTOR 2 = I1 to FL, DIFF = Difference To Personal Best Lap, P = Crossed Finish Line in Pit Lane, D = Time Disallowed

P13 26 B		Steve SEAMAN			Brabham BT21			
IDEAL LAP TIME : 1:04.517		BEST LAP TIME : 1:04.804			DIFFERENCE : 0.287			
LAP	SECTOR 1		SECTOR 2		LAP TIME	MPH	DIFF	TIME OF DAY
1 -		115.3	27.102	109.6	1:12.655	81.28	7.851	17:04:53.533
2 -	39.476	116.1	27.180	109.9	1:06.656	88.59	1.852	17:06:00.189
3 -	40.480	115.1	27.184	111.4	1:07.664	87.27	2.860	17:07:07.853
4 -	39.029	117.1	26.734	110.7	1:05.763	89.80	0.959	17:08:13.616
5 -	38.320	118.9	26.484	111.6	1:04.804 (1)	91.13		17:09:18.420
6 -	39.101	115.9	26.437	108.7	1:05.538	90.11	0.734	17:10:23.958
7 -	38.730	115.5	26.302	109.0	1:05.032	90.81	0.228	17:11:28.990
8 -	38.532	115.9	26.530	108.5	1:05.062	90.76	0.258	17:12:34.052
9 -	38.621	115.5	26.197	108.3	1:04.818 (2)	91.11	0.014	17:13:38.870
10 -	38.544	115.7	26.430	109.0	1:04.974 (3)	90.89	0.170	17:14:43.844
11 -	1:01.816	94.7	IN PIT		1:36.641 P	61.10	31.837	17:16:20.485

P14 16 B		Mark LINSTONE			Brabham BT21			
IDEAL LAP TIME : 1:07.217		BEST LAP TIME : 1:07.391			DIFFERENCE : 0.174			
LAP	SECTOR 1		SECTOR 2		LAP TIME	MPH	DIFF	TIME OF DAY
1 -		106.5	27.433	101.3	1:16.239	77.46	8.848	17:04:57.117
2 -	40.502	107.8	27.252	99.9	1:07.754	87.16	0.363	17:06:04.871
3 -	40.317	107.5	27.093	100.2	1:07.410 (2)	87.60	0.019	17:07:12.281
4 -	40.124	107.7	27.267	98.3	1:07.391 (1)	87.63		17:08:19.672
5 -	40.138	105.6	27.300	98.1	1:07.438 (3)	87.57	0.047	17:09:27.110

HSCC Historic Formula 3

RACE 20 - BEST SECTORS

SECTOR 1			SECTOR 2			IDEAL / BEST COMPARISON						
POS	NO	NAME	TIME	NO	NAME	TIME	POS	NO	NAME	IDEAL	BEST	DIFF
									PERFECT LAP	1:02.856		
1	25	HIBBERD	37.401	25	HIBBERD	25.455	1	25	HIBBERD	1:02.856	1:02.922	0.066
2	65	THOMPSON	37.591	61	JARVIS	25.683	2	65	THOMPSON	1:03.369	1:03.373	0.004
3	61	JARVIS	37.775	65	THOMPSON	25.778	3	61	JARVIS	1:03.458	1:03.542	0.084
4	88	SCOTT	37.829	88	SCOTT	25.902	4	88	SCOTT	1:03.731	1:03.748	0.017
5	22	ARMER	37.972	26	SEAMAN	26.197	5	22	ARMER	1:04.207	1:04.302	0.095
6	96	DE SILVA	38.221	22	ARMER	26.235	6	26	SEAMAN	1:04.517	1:04.804	0.287
7	6	BOSSON	38.318	6	BOSSON	26.314	7	96	DE SILVA	1:04.556	1:04.832	0.276
8	26	SEAMAN	38.320	96	DE SILVA	26.335	8	6	BOSSON	1:04.632	1:04.780	0.148
9	9	TART	38.426	9	TART	26.552	9	9	TART	1:04.978	1:05.241	0.263
10	71	WALKER	39.211	71	WALKER	26.943	10	71	WALKER	1:06.154	1:06.277	0.123
11	16	LINSTONE	40.124	16	LINSTONE	27.093	11	16	LINSTONE	1:07.217	1:07.391	0.174
12	14	ETHERINGTON	40.128	14	ETHERINGTON	28.125	12	14	ETHERINGTON	1:08.253	1:08.325	0.072
13	60	FOWLER	41.790	60	FOWLER	28.545	13	60	FOWLER	1:10.335	1:10.429	0.094
14	34	DUFFY	41.895	34	DUFFY	28.552	14	34	DUFFY	1:10.447	1:10.467	0.020
15												
16												

Weather / Track : Cloudy / Dry

Results can be found at www.tsl-timing.com

Silverstone National
 Circuit Length = 1.6404 miles
 Start: 17:03 Flag 17:19 End: 17:21

Printed - 17:22 Sunday, 20 October 2019

HSCC Historic Formula 3

RACE 20 - BEST SPEEDS

POS	INTERMEDIATE 1			INTERMEDIATE 2			FINISH LINE		
	NO	NAME	MPH	NO	NAME	MPH	NO	NAME	MPH
1	65	THOMPSON	120.9				65	THOMPSON	113.9
2	6	BOSSON	120.4				96	DE SILVA	112.9
3	25	HIBBERD	119.1				6	BOSSON	111.6
4	26	SEAMAN	118.9				26	SEAMAN	111.6
5	9	TART	118.3				25	HIBBERD	111.4
6	61	JARVIS	117.7				88	SCOTT	110.3
7	88	SCOTT	117.5				9	TART	109.9
8	22	ARMER	116.5				61	JARVIS	108.8
9	96	DE SILVA	116.3				22	ARMER	108.7
10	71	WALKER	113.7				14	ETHERINGTON	105.7
11	14	ETHERINGTON	111.6				71	WALKER	105.5
12	60	FOWLER	111.4				60	FOWLER	103.2
13	16	LINSTONE	107.8				16	LINSTONE	101.3
14	34	DUFFY	105.1				34	DUFFY	98.1
15									
16									

Weather / Track : Cloudy / Dry

Results can be found at www.tsl-timing.com

Silverstone National
 Circuit Length = 1.6404 miles
 Start: 17:03 Flag 17:19 End: 17:21

Printed - 17:22 Sunday, 20 October 2019

HSCC Historic Formula 3

RACE 20 - STATISTICS

Competitors Started 14
Planned Start 2019-10-20 @ 17:00:00.000
Actual Start 2019-10-20 @ 17:03:40.877
Finish Time 2019-10-20 @ 17:19:35.223
Track Length 1.6404mi.
Total Laps 191
Total Distance Covered 313.3285mi.

Session Fastest Lap History

NO	CL	NAME	LAP TIME	TIME OF DAY	LAP	VEHICLE
25	B	Andrew HIBBERD	1:07.497	17:04:48.365	1	Brabham BT18
25	B	Andrew HIBBERD	1:04.028	17:05:52.393	2	Brabham BT18
25	B	Andrew HIBBERD	1:03.800	17:06:56.194	3	Brabham BT18
25	B	Andrew HIBBERD	1:03.586	17:07:59.779	4	Brabham BT18
25	B	Andrew HIBBERD	1:03.212	17:09:02.991	5	Brabham BT18
25	B	Andrew HIBBERD	1:03.082	17:10:06.073	6	Brabham BT18
25	B	Andrew HIBBERD	1:02.922	17:11:08.996	7	Brabham BT18

Session Leader History

NO	CL	NAME	FROM LAP	LAPS LED	DISTANCE	VEHICLE
25	B	Andrew HIBBERD	1	15	24.60 miles	Brabham BT18

Flag History

TYPE	TIME OF DAY
GREEN	17:03:40.877
FINISH	17:19:35.223

Flag Statistics

TYPE	COUNT	TOTAL LAPS	TOTAL TIME
Green	1	15	17:49.477
Red	0	0	0.000
Safety Car	0	0	0.000
FCY	0	0	0.000

Weather / Track : Cloudy / Dry

HSCC Historic Formula 3

RACE 20 - STATISTICS

CLASS : B

13 Starters

Fastest Lap History

NO	NAME	LAP TIME	TIME OF DAY	LAP	VEHICLE
25	Andrew HIBBERD	1:07.497	17:04:48.365	1	Brabham BT18
25	Andrew HIBBERD	1:04.028	17:05:52.393	2	Brabham BT18
25	Andrew HIBBERD	1:03.800	17:06:56.194	3	Brabham BT18
25	Andrew HIBBERD	1:03.586	17:07:59.779	4	Brabham BT18
25	Andrew HIBBERD	1:03.212	17:09:02.991	5	Brabham BT18
25	Andrew HIBBERD	1:03.082	17:10:06.073	6	Brabham BT18
25	Andrew HIBBERD	1:02.922	17:11:08.996	7	Brabham BT18

Leader History

NO	NAME	FROM LAP	LAPS LED	DISTANCE	VEHICLE
25	Andrew HIBBERD	1	15	24.60 miles	Brabham BT18

HSCC Historic Formula 3

RACE 20 - STATISTICS

CLASS : Inv

1 Starters

Fastest Lap History

NO	NAME	LAP TIME	TIME OF DAY	LAP	VEHICLE
60	Roger FOWLER	1:22.235	17:05:03.102	1	Lola T60
60	Roger FOWLER	1:13.764	17:06:16.866	2	Lola T60
60	Roger FOWLER	1:11.896	17:07:28.763	3	Lola T60
60	Roger FOWLER	1:10.429	17:08:39.202	4	Lola T60

Leader History

NO	NAME	FROM LAP	LAPS LED	DISTANCE	VEHICLE
60	Roger FOWLER	1	14	22.96 miles	Lola T60