



CLASSIC FORMULA FORD WITH HSCC HISTORIC FORMULA 3

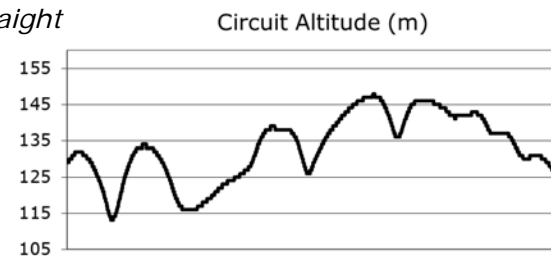
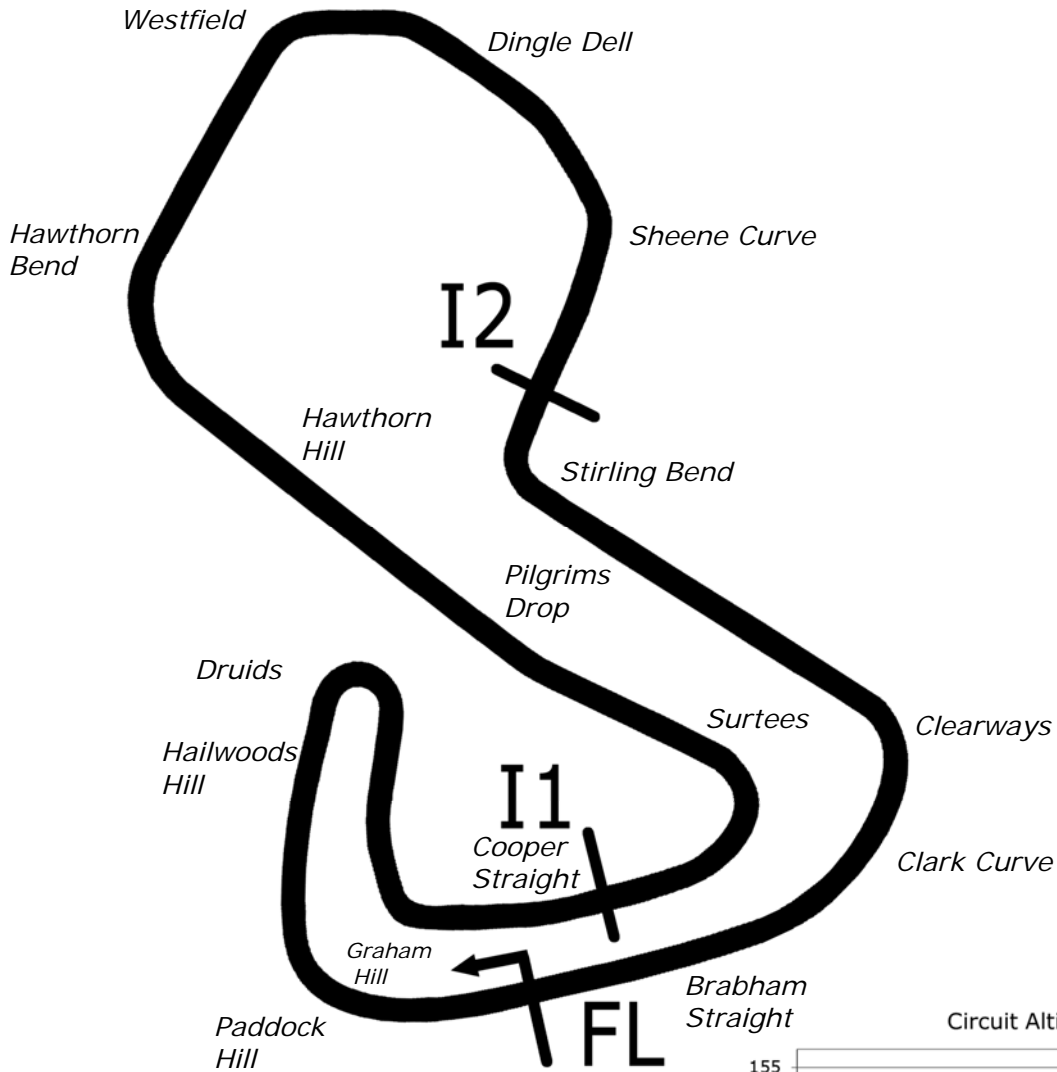
Brands Hatch GP

10th / 11th July 2021



Results Provided by Timing Solutions Ltd
www.tsl-timing.com

Brands Hatch GP



Length	2.4332 miles	3916.0 m	
FL		51.36032 N	0.26032 E
I1	1116m	51.35934 N	0.25955 E
I2	2928m	51.35532 N	0.26250 E
Pit Entry	3646m	51.35911 N	0.25743 E
Pit Exit	26m after FL	51.36027 N	0.26078 E
Pit Entry-Pit Exit 277m, 19.9s @50kph, 16.6s @60kph			

All results available at www.tsl-timing.com

Sheet No:

Issue Time:



Classic Formula Ford with HSCC Historic Formula 3

QUALIFYING - RACE 7 - CLASSIFICATION

POS	NO	CL	PIC NAME	ENTRY	TIME	ON	LAPS	GAP	DIFF	MPH
1	49	A	1 Jordan HARRISON	Lola T540E	1:38.650	9	9			88.79
2	7	B	1 Cam JACKSON	Winkelmann WDF2	1:38.674	7	9	0.024	0.024	88.77
3	25	HF3B	1 Andrew HIBBERD	Brabham BT18	1:38.979	8	8	0.329	0.305	88.50
4	39	A	2 Henry CHART	Van Diemen RF81	1:39.038	4	9	0.388	0.059	88.44
5	56*	B	2 Horatio FITZ-SIMON	Merlyn Mk20A	1:39.213	8	8	0.563	0.175	88.29
6	18	A	3 Ben TINKLER	Van Diemen RF80	1:39.753	8	9	1.103	0.540	87.81
7	24	HF3B	2 Jeremey TIMMS	Chevron B15	1:40.027	8	9	1.377	0.274	87.57
8	3	A	4 Rick MORRIS	Royale RP29	1:40.471	8	9	1.821	0.444	87.18
9	16	B	3 Simon TOYNE	Lola T200	1:40.475	8	9	1.825	0.004	87.18
10	13	A	5 Stuart KESTENBAUM	Van Diemen RF79	1:41.204	9	9	2.554	0.729	86.55
11	111	HF3B	3 Simon ARMER	Alexis Mk8	1:41.383	8	9	2.733	0.179	86.40
12	4	A	6 Joseph AHRENS	Van Diemen RF80	1:41.460	6	9	2.810	0.077	86.33
13	21	B	4 Ross DRYBROUGH	March 709	1:41.513	7	9	2.863	0.053	86.29
14	1	HF3B	4 Ian BANKHURST	March 703	1:42.183	9	9	3.533	0.670	85.72
15	149	A	7 Mark HARRISON	Royale RP21	1:44.100	9	9	5.450	1.917	84.14
16	26	HF3B	5 Steve SEAMAN	Brabham BT21	1:44.189	5	9	5.539	0.089	84.07
17	87	B	5 Ian JEARY	Elden Mk8	1:45.554	8	8	6.904	1.365	82.98
18	94	B	6 Chris PORRITT	Lola T202	1:45.556	8	9	6.906	0.002	82.98
19	28	A	8 Alan FINCHAM	Van Diemen RF80	1:45.688	7	8	7.038	0.132	82.88
20	43	A	9 Richard YEOMANS	Crossle 25F	1:46.056	9	9	7.406	0.368	82.59
21	73	A	10 Simon CLEWS	Royale RP24	1:46.115	9	9	7.465	0.059	82.55
22	116	HF3B	6 Mark LINSTONE	Brabham BT21	1:46.375	7	8	7.725	0.260	82.34
23	96	HF3B	7 Keith MESSER	Vesey Ford	1:46.555	8	8	7.905	0.180	82.20
24	47	A	11 Ben HADFIELD	Van Diemen RF78	1:46.750	7	8	8.100	0.195	82.05
25	44	HF3B	8 Peter HAMILTON	Tecno	1:46.774	8	8	8.124	0.024	82.04
26	9	HF3B	9 Andrew TART	Merlyn Mk9	1:48.042	2	5	9.392	1.268	81.07
27	77	A	12 Phil ATTWOOD	Crossle 32F	1:48.306	8	8	9.656	0.264	80.88
28	6	A	13 James FETTIPLACE	Van Diemen RF80	1:50.985	8	8	12.335	2.679	78.92
29	34	HF3B	10 Gil DUFFY	Brabham BT21B	1:52.594	7	8	13.944	1.609	77.80
30	11	A	14 Mike SAUNDERS	PRS RH01	1:54.922	6	8	16.272	2.328	76.22
31	55	HF3B	11 Paul BOOTH	Brabham BT21	1:56.156	5	8	17.506	1.234	75.41
32	69	B	7 Dave LOWE	Lotus 69	1:56.900	4	5	18.250	0.744	74.93
33	880	A	15 Tim BENNETT	Hawke DL21	1:57.422	8	8	18.772	0.522	74.60
34	128	HF3B	12 Jason TIMMS	Brabham BT21			3			

*Car 56 requires a working transponder - Regulation Q12.8.1 refers.

Weather / Track : Cloudy / Dry

These results are provisional until the conclusion of any judicial and technical matters.

Brands Hatch GP

Circuit Length = 2.4332 miles

Start: 09:00 Flag 09:15 End: 09:16

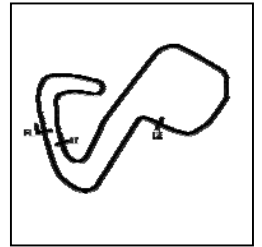
Clerk Of Course : John Hopkinson

Stewards :

Timekeeper : Nick Palmer

Classic Formula Ford with HSCC Historic Formula 3

QUALIFYING - RACE 7 - SECTOR ANALYSIS



SECTOR 1 = FL to I1, SECTOR 2 = I1 to I2, SECTOR 3 = I2 to FL, DIFF = Difference To Personal Best Lap, P = Crossed Finish Line in Pit Lane, D = Time Disallowed

P1 49 A		Jordan HARRISON					Lola T540E			
IDEAL LAP TIME : 1:38.650		BEST LAP TIME : 1:38.650					DIFFERENCE : 0.000			
LAP	SECTOR 1	SECTOR 2		SECTOR 3		LAP TIME	MPH	DIFF	TIME OF DAY	
1 -	OUTLAP	87.4	51.220	78.9	25.667	111.1	1:53.550	77.14	14.900	09:02:00.679
2 -	33.284	90.9	47.349	81.1	25.142	110.0	1:45.775	82.81	7.125	09:03:46.454
3 -	31.935	92.5	45.666	84.2	24.642	110.3	1:42.243	85.67	3.593	09:05:28.697
4 -	31.336	93.0	45.009	89.0	24.295	111.1	1:40.640	87.04	1.990	09:07:09.337
5 -	31.194	93.2	46.288	85.5	24.360	111.4	1:41.842	86.01	3.192	09:08:51.179
6 -	31.508	93.7	44.761	89.8	24.303	111.4	1:40.572 (3)	87.10	1.922	09:10:31.751
7 -	31.083	93.8	46.240	82.0	24.266	111.8	1:41.589	86.22	2.939	09:12:13.340
8 -	30.906	94.6	44.292	93.2	23.988	113.3	1:39.186 (2)	88.31	0.536	09:13:52.526
9 -	30.820	94.5	43.963	90.0	23.867	112.4	1:38.650 (1)	88.79		09:15:31.176

P2 7 B		Cam JACKSON					Winkelmann WDF2			
IDEAL LAP TIME : 1:38.563		BEST LAP TIME : 1:38.674					DIFFERENCE : 0.111			
LAP	SECTOR 1	SECTOR 2		SECTOR 3		LAP TIME	MPH	DIFF	TIME OF DAY	
1 -	OUTLAP	89.7	47.583	84.2	25.444	112.2	1:48.919	80.42	10.245	09:02:37.302
2 -	35.243	90.4	45.332	87.1	25.983	106.3	1:46.558	82.20	7.884	09:04:23.860
3 -	31.723	93.0	44.480	90.8	24.071	112.2	1:40.274	87.35	1.600	09:06:04.134
4 -	31.079	95.3	44.886	92.0	24.001	112.4	1:39.966 (3)	87.62	1.292	09:07:44.100
5 -	31.071	93.7	43.923	92.1	24.345	116.5	1:39.339 (2)	88.18	0.665	09:09:23.439
6 -	30.837	94.5	45.269	91.6	23.964	114.9	1:40.070	87.53	1.396	09:11:03.509
7 -	30.880	94.3	43.991	92.3	23.803	112.9	1:38.674 (1)	88.77		09:12:42.183
8 -	31.798	93.9	45.115	82.9	25.330	112.9	1:42.243	85.67	3.569	09:14:24.426
9 -	30.970	93.7	45.119	88.8	23.885	111.6	1:39.974	87.62	1.300	09:16:04.400

P3 25 HF3B		Andrew HIBBERD					Brabham BT18			
IDEAL LAP TIME : 1:38.979		BEST LAP TIME : 1:38.979					DIFFERENCE : 0.000			
LAP	SECTOR 1	SECTOR 2		SECTOR 3		LAP TIME	MPH	DIFF	TIME OF DAY	
1 -	OUTLAP	86.9	49.277	76.0	25.671	111.4	1:52.163	78.09	13.184	09:03:11.031
2 -	33.121	93.3	46.922	74.0	25.211	112.2	1:45.254	83.22	6.275	09:04:56.285
3 -	31.993	94.1	45.507	79.9	25.855	112.7	1:43.355	84.75	4.376	09:06:39.640
4 -	32.174	93.7	46.114	86.8	25.295	112.0	1:43.583	84.56	4.604	09:08:23.223
5 -	31.537	94.9	44.464	86.9	24.441	113.7	1:40.442 (3)	87.21	1.463	09:10:03.665
6 -	32.346	95.3	47.201	80.7	24.341	112.9	1:43.888	84.32	4.909	09:11:47.553
7 -	31.478	95.0	44.172	90.3	23.794	113.3	1:39.444 (2)	88.08	0.465	09:13:26.997
8 -	31.215	95.3	44.104	91.5	23.660	114.1	1:38.979 (1)	88.50		09:15:05.976

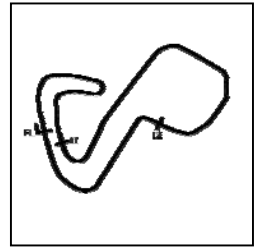
P4 39 A		Henry CHART					Van Diemen RF81			
IDEAL LAP TIME : 1:38.843		BEST LAP TIME : 1:39.038					DIFFERENCE : 0.195			
LAP	SECTOR 1	SECTOR 2		SECTOR 3		LAP TIME	MPH	DIFF	TIME OF DAY	
1 -	OUTLAP	87.1	49.145	76.1	25.854	109.1	1:51.270	78.72	12.232	09:01:59.487
2 -	32.140	91.0	44.927	88.7	24.517	109.4	1:41.584	86.23	2.546	09:03:41.071
3 -	31.120	92.0	44.693	90.3	24.197	110.0	1:40.010 (2)	87.58	0.972	09:05:21.081
4 -	30.877	92.5	44.153	91.9	24.008	111.1	1:39.038 (1)	88.44		09:07:00.119
5 -	34.023	72.2	45.517	88.0	24.091	111.8	1:43.631	84.52	4.593	09:08:43.750
6 -	34.024	73.2	46.334	89.5	24.271	112.2	1:44.629	83.72	5.591	09:10:28.379
7 -	31.149	94.9	45.981	79.8	25.202	110.7	1:42.332	85.60	3.294	09:12:10.711
8 -	30.930	93.9	44.911	78.4	25.139	112.0	1:40.980	86.74	1.942	09:13:51.691
9 -	30.819	93.3	45.379	91.4	23.871	113.3	1:40.069 (3)	87.53	1.031	09:15:31.760

Weather / Track : Cloudy / Dry

Brands Hatch GP
Circuit Length = 2.4332 miles
Start: 09:00 Flag 09:15 End: 09:16

Classic Formula Ford with HSCC Historic Formula 3

QUALIFYING - RACE 7 - SECTOR ANALYSIS



SECTOR 1 = FL to I1, SECTOR 2 = I1 to I2, SECTOR 3 = I2 to FL, DIFF = Difference To Personal Best Lap, P = Crossed Finish Line in Pit Lane, D = Time Disallowed

P5 56 B		Horatio FITZ-SIMON			Merlyn Mk20A		
IDEAL LAP TIME :		BEST LAP TIME : 1:39.213			DIFFERENCE :		
LAP	SECTOR 1	SECTOR 2	SECTOR 3	LAP TIME	MPH	DIFF	TIME OF DAY
1 -				1:41.834	86.02	2.621	09:03:41.879
2 -				1:40.524	87.14	1.311	09:05:22.403
3 -				1:39.810 (3)	87.76	0.597	09:07:02.213
4 -				1:40.280	87.35	1.067	09:08:42.493
5 -				1:44.522	83.80	5.309	09:10:27.015
6 -				1:42.597	85.38	3.384	09:12:09.612
7 -				1:39.658 (2)	87.89	0.445	09:13:49.270
8 -				1:39.213 (1)	88.29		09:15:28.483

P6 18 A		Ben TINKLER			Van Diemen RF80					
IDEAL LAP TIME : 1:39.496		BEST LAP TIME : 1:39.753			DIFFERENCE : 0.257					
LAP	SECTOR 1	SECTOR 2	SECTOR 3	LAP TIME	MPH	DIFF	TIME OF DAY			
1 -	OUTLAP	80.4	50.745	78.7	26.185	108.5	1:56.218	75.37	16.465	09:02:16.857
2 -	33.784	88.4	49.018	65.2	25.939	111.4	1:48.741	80.55	8.988	09:04:05.598
3 -	33.588	90.1	45.736	85.0	24.441	112.5	1:43.765	84.42	4.012	09:05:49.363
4 -	32.271	91.1	45.542	87.4	24.762	111.8	1:42.575	85.39	2.822	09:07:31.938
5 -	31.786	91.9	45.506	86.8	24.406	110.3	1:41.698	86.13	1.945	09:09:13.636
6 -	31.387	91.5	44.716	91.1	24.531	109.6	1:40.634 (3)	87.04	0.881	09:10:54.270
7 -	31.231	93.4	45.506	85.7	24.061	111.4	1:40.798	86.90	1.045	09:12:35.068
8 -	31.488	92.6	44.206	85.8	24.059	110.9	1:39.753 (1)	87.81		09:14:14.821
9 -	31.259	92.4	44.956	92.9	24.284	112.0	1:40.499 (2)	87.16	0.746	09:15:55.320

P7 24 HF3B		Jeremy TIMMS			Chevron B15					
IDEAL LAP TIME : 1:39.451		BEST LAP TIME : 1:40.027			DIFFERENCE : 0.576					
LAP	SECTOR 1	SECTOR 2	SECTOR 3	LAP TIME	MPH	DIFF	TIME OF DAY			
1 -	OUTLAP	81.9	49.562	78.3	25.628	109.4	1:56.001	75.51	15.974	09:02:42.799
2 -	33.276	87.7	50.867	75.0	25.453	113.5	1:49.596	79.92	9.569	09:04:32.395
3 -	33.879	91.8	47.496	77.9	24.380	114.3	1:45.755	82.83	5.728	09:06:18.150
4 -	31.968	94.3	45.499	83.5	23.744	115.1	1:41.211	86.55	1.184	09:07:59.361
5 -	31.972	92.1	44.977	85.4	23.728	114.9	1:40.677	87.00	0.650	09:09:40.038
6 -	31.671	93.8	44.656	87.1	23.963	114.5	1:40.290 (2)	87.34	0.263	09:11:20.328
7 -	32.793	95.3	44.771	84.0	23.863	114.1	1:41.427	86.36	1.400	09:13:01.755
8 -	31.676	95.0	44.490	88.5	23.861	115.9	1:40.027 (1)	87.57		09:14:41.782
9 -	31.851	92.4	44.052	89.3	24.605	111.2	1:40.508 (3)	87.15	0.481	09:16:22.290

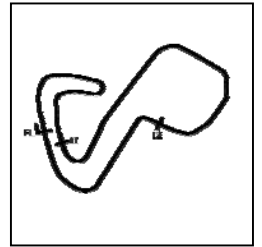
P8 3 A		Rick MORRIS			Royale RP29					
IDEAL LAP TIME : 1:39.873		BEST LAP TIME : 1:40.471			DIFFERENCE : 0.598					
LAP	SECTOR 1	SECTOR 2	SECTOR 3	LAP TIME	MPH	DIFF	TIME OF DAY			
1 -	OUTLAP	84.9	47.902	84.6	25.095	109.2	1:48.962	80.39	8.491	09:01:57.732
2 -	32.673	90.8	46.662	89.9	24.439	113.3	1:43.774	84.41	3.303	09:03:41.506
3 -	31.626	93.4	45.720	89.4	24.357	112.9	1:41.703	86.13	1.232	09:05:23.209
4 -	32.246	92.3	44.875	91.5	24.509	111.4	1:41.630 (3)	86.19	1.159	09:07:04.839
5 -	32.362	89.0	44.556	92.4	24.153	112.2	1:41.071 (2)	86.67	0.600	09:08:45.910
6 -	32.053	91.9	44.988	90.9	25.003	111.2	1:42.044	85.84	1.573	09:10:27.954
7 -	31.231	94.2	46.069	81.2	24.613	112.4	1:41.913	85.95	1.442	09:12:09.867
8 -	31.262	94.3	44.690	90.5	24.519	111.1	1:40.471 (1)	87.18		09:13:50.338
9 -	34.483	90.1	44.489	94.1	29.878	85.1	1:48.850	80.47	8.379	09:15:39.188

Weather / Track : Cloudy / Dry

Brands Hatch GP
Circuit Length = 2.4332 miles
Start: 09:00 Flag 09:15 End: 09:16

Classic Formula Ford with HSCC Historic Formula 3

QUALIFYING - RACE 7 - SECTOR ANALYSIS



SECTOR 1 = FL to I1, SECTOR 2 = I1 to I2, SECTOR 3 = I2 to FL, DIFF = Difference To Personal Best Lap, P = Crossed Finish Line in Pit Lane, D = Time Disallowed

P9 16 B		Simon TOYNE					Lola T200			
IDEAL LAP TIME : 1:40.054		BEST LAP TIME : 1:40.475					DIFFERENCE : 0.421			
LAP	SECTOR 1	SECTOR 2		SECTOR 3		LAP TIME	MPH	DIFF	TIME OF DAY	
1 -	OUTLAP	88.5	48.297	77.0	26.015	112.9	1:54.341	76.61	13.866	09:02:39.786
2 -	35.438	84.5	50.853	74.3	25.669	112.5	1:51.960	78.24	11.485	09:04:31.746
3 -	33.235	92.1	47.026	84.6	25.092	110.0	1:45.353	83.14	4.878	09:06:17.099
4 -	31.809	92.5	45.448	87.7	24.606	110.3	1:41.863	85.99	1.388	09:07:58.962
5 -	32.845	75.4	47.269	86.2	25.348	111.4	1:45.462	83.06	4.987	09:09:44.424
6 -	31.341	93.0	45.157	84.5	24.711	111.2	1:41.209 (3)	86.55	0.734	09:11:25.633
7 -	31.421	93.8	45.154	87.9	24.843	110.3	1:41.418	86.37	0.943	09:13:07.051
8 -	31.466	92.6	44.678	88.0	24.331	110.9	1:40.475 (1)	87.18		09:14:47.526
9 -	31.135	93.9	45.347	88.5	24.241	111.4	1:40.723 (2)	86.96	0.248	09:16:28.249

P10 13 A		Stuart KESTENBAUM					Van Diemen RF79			
IDEAL LAP TIME : 1:40.963		BEST LAP TIME : 1:41.204					DIFFERENCE : 0.241			
LAP	SECTOR 1	SECTOR 2		SECTOR 3		LAP TIME	MPH	DIFF	TIME OF DAY	
1 -	OUTLAP	86.1	49.829	80.5	25.598	112.0	1:53.137	77.42	11.933	09:02:01.011
2 -	33.324	90.1	47.430	87.9	25.104	112.7	1:45.858	82.75	4.654	09:03:46.869
3 -	32.163	92.1	45.470	86.1	24.605	112.4	1:42.238	85.68	1.034	09:05:29.107
4 -	31.672	93.7	45.584	88.5	24.206	112.0	1:41.462 (2)	86.33	0.258	09:07:10.569
5 -	31.396	93.0	45.868	86.5	24.393	112.2	1:41.657 (3)	86.17	0.453	09:08:52.226
6 -	31.580	93.4	46.816	89.3	24.543	111.2	1:42.939	85.09	1.735	09:10:35.165
7 -	31.849	92.4	47.575	86.7	25.051	111.1	1:44.475	83.84	3.271	09:12:19.640
8 -	31.959	93.7	46.125	86.7	24.524	110.9	1:42.608	85.37	1.404	09:14:02.248
9 -	31.625	92.5	45.361	87.7	24.218	112.4	1:41.204 (1)	86.55		09:15:43.452

P11 111 HF3B		Simon ARMER					Alexis Mk8			
IDEAL LAP TIME : 1:41.179		BEST LAP TIME : 1:41.383					DIFFERENCE : 0.204			
LAP	SECTOR 1	SECTOR 2		SECTOR 3		LAP TIME	MPH	DIFF	TIME OF DAY	
1 -	OUTLAP	83.1	50.347	76.8	25.770	109.4	1:55.028	76.15	13.645	09:02:18.332
2 -	34.095	88.1	46.922	81.7	25.036	112.9	1:46.053	82.59	4.670	09:04:04.385
3 -	32.938	91.1	46.254	79.9	25.214	110.5	1:44.406	83.90	3.023	09:05:48.791
4 -	34.201	79.4	49.904	78.3	24.928	109.8	1:49.033	80.34	7.650	09:07:37.824
5 -	32.707	90.5	45.434	85.4	25.484	109.8	1:43.625	84.53	2.242	09:09:21.449
6 -	32.221	91.5	46.539	86.9	24.281	112.0	1:43.041	85.01	1.658	09:11:04.490
7 -	31.985	92.8	45.571	86.4	24.711	110.0	1:42.267 (2)	85.65	0.884	09:12:46.757
8 -	31.987	93.0	44.913	88.0	24.483	110.9	1:41.383 (1)	86.40		09:14:28.140
9 -	32.133	92.1	45.522	81.2	24.621	111.2	1:42.276 (3)	85.64	0.893	09:16:10.416

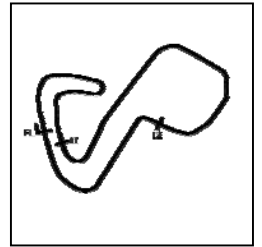
P12 4 A		Joseph AHRENS					Van Diemen RF80			
IDEAL LAP TIME : 1:41.316		BEST LAP TIME : 1:41.460					DIFFERENCE : 0.144			
LAP	SECTOR 1	SECTOR 2		SECTOR 3		LAP TIME	MPH	DIFF	TIME OF DAY	
1 -	OUTLAP	78.6	51.125	79.9	26.990	106.5	1:55.125	76.08	13.665	09:02:16.907
2 -	32.942	90.5	48.620	85.7	25.766	107.5	1:47.328	81.61	5.868	09:04:04.235
3 -	31.905	90.9	47.164	84.0	25.152	108.5	1:44.221	84.05	2.761	09:05:48.456
4 -	31.541	92.1	47.098	79.2	25.461	110.9	1:44.100	84.14	2.640	09:07:32.556
5 -	32.144	90.3	45.544	89.4	24.606	109.6	1:42.294 (3)	85.63	0.834	09:09:14.850
6 -	31.346	91.8	45.516	90.5	24.598	110.3	1:41.460 (1)	86.33		09:10:56.310
7 -	31.937	90.4	46.392	87.4	25.487	107.3	1:43.816	84.37	2.356	09:12:40.126
8 -	31.202	91.8	45.858	88.4	24.637	109.8	1:41.697 (2)	86.13	0.237	09:14:21.823
9 -	31.622	93.0	46.185	87.7	24.617	109.1	1:42.424	85.52	0.964	09:16:04.247

Weather / Track : Cloudy / Dry

Brands Hatch GP
Circuit Length = 2.4332 miles
Start: 09:00 Flag 09:15 End: 09:16

Classic Formula Ford with HSCC Historic Formula 3

QUALIFYING - RACE 7 - SECTOR ANALYSIS



SECTOR 1 = FL to I1, SECTOR 2 = I1 to I2, SECTOR 3 = I2 to FL, DIFF = Difference To Personal Best Lap, P = Crossed Finish Line in Pit Lane, D = Time Disallowed

P13 21 B		Ross DRYBROUGH					March 709			
IDEAL LAP TIME : 1:41.513		BEST LAP TIME : 1:41.513			DIFFERENCE : 0.000					
LAP	SECTOR 1	SECTOR 2		SECTOR 3		LAP TIME	MPH	DIFF	TIME OF DAY	
1 -	OUTLAP	82.3	54.676	74.0	26.208	110.0	2:02.201	71.68	20.688	09:02:39.281
2 -	36.360	83.1	50.719	74.8	25.654	112.9	1:52.733	77.70	11.220	09:04:32.014
3 -	34.248	86.9	50.413	79.7	25.309	110.1	1:49.970	79.65	8.457	09:06:21.984
4 -	32.673	90.4	46.826	82.2	25.235	110.1	1:44.734	83.63	3.221	09:08:06.718
5 -	31.999	91.3	46.158	82.1	24.681	110.5	1:42.838 (3)	85.18	1.325	09:09:49.556
6 -	32.051	90.0	45.361	84.6	24.809	110.7	1:42.221 (2)	85.69	0.708	09:11:31.777
7 -	31.927	91.9	45.076	84.4	24.510	112.7	1:41.513 (1)	86.29		09:13:13.290
8 -	32.546	92.3	46.035	86.8	24.859	110.5	1:43.440	84.68	1.927	09:14:56.730
9 -	32.471	89.9	47.019	79.7	25.227	100.9	1:44.717	83.65	3.204	09:16:41.447

P14 1 HF3B		Ian BANKHURST					March 703			
IDEAL LAP TIME : 1:41.103		BEST LAP TIME : 1:42.183			DIFFERENCE : 1.080					
LAP	SECTOR 1	SECTOR 2		SECTOR 3		LAP TIME	MPH	DIFF	TIME OF DAY	
1 -	OUTLAP	82.7	50.784	72.7	27.270	109.8	1:58.066	74.19	15.883	09:02:32.761
2 -	33.973	87.9	48.199	76.5	25.621	111.8	1:47.793	81.26	5.610	09:04:20.554
3 -	33.077	89.8	47.328	81.8	24.418	113.3	1:44.823	83.56	2.640	09:06:05.377
4 -	32.526	92.8	46.426	82.0	25.626	112.4	1:44.578	83.76	2.395	09:07:49.955
5 -	32.253	91.8	46.262	80.4	24.992	111.6	1:43.507	84.63	1.324	09:09:33.462
6 -	32.404	90.0	45.785	84.0	24.668	112.4	1:42.857 (2)	85.16	0.674	09:11:16.319
7 -	32.406	91.5	45.908	81.1	24.671	113.1	1:42.985	85.05	0.802	09:12:59.304
8 -	31.867	93.0	46.072	81.7	24.922	116.5	1:42.861 (3)	85.16	0.678	09:14:42.165
9 -	32.109	93.3	44.818	79.7	25.256	111.6	1:42.183 (1)	85.72		09:16:24.348

P15 149 A		Mark HARRISON					Royale RP21			
IDEAL LAP TIME : 1:43.784		BEST LAP TIME : 1:44.100			DIFFERENCE : 0.316					
LAP	SECTOR 1	SECTOR 2		SECTOR 3		LAP TIME	MPH	DIFF	TIME OF DAY	
1 -	OUTLAP	82.7	50.809	74.5	26.857	106.6	1:56.718	75.05	12.618	09:02:10.452
2 -	34.426	86.5	48.917	74.8	26.015	108.2	1:49.358	80.10	5.258	09:03:59.810
3 -	33.575	87.9	47.929	81.3	25.195	108.9	1:46.699	82.09	2.599	09:05:46.509
4 -	32.802	89.3	47.381	78.5	25.116	108.5	1:45.299	83.19	1.199	09:07:31.808
5 -	33.812	87.2	47.310	81.0	25.094	110.0	1:46.216	82.47	2.116	09:09:18.024
6 -	33.163	88.5	47.050	81.8	24.932	109.6	1:45.145 (3)	83.31	1.045	09:11:03.169
7 -	32.962	89.7	46.926	84.7	24.963	109.6	1:44.851 (2)	83.54	0.751	09:12:48.020
8 -	33.128	91.5	47.010	75.0	25.132	109.4	1:45.270	83.21	1.170	09:14:33.290
9 -	32.686	90.9	46.166	79.1	25.248	108.7	1:44.100 (1)	84.14		09:16:17.390

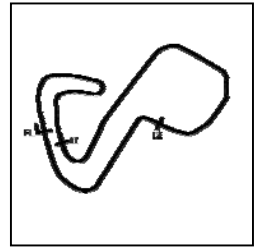
P16 26 HF3B		Steve SEAMAN					Brabham BT21			
IDEAL LAP TIME : 1:43.096		BEST LAP TIME : 1:44.189			DIFFERENCE : 1.093					
LAP	SECTOR 1	SECTOR 2		SECTOR 3		LAP TIME	MPH	DIFF	TIME OF DAY	
1 -	OUTLAP	73.4	54.258	74.9	26.557	109.1	2:02.697	71.39	18.508	09:02:18.486
2 -	35.470	90.0	48.097	76.6	25.402	113.7	1:48.969	80.38	4.780	09:04:07.455
3 -	33.686	92.4	46.395	79.9	25.058	112.4	1:45.139 (3)	83.31	0.950	09:05:52.594
4 -	34.396	92.3	46.903	82.2	25.172	113.9	1:46.471	82.27	2.282	09:07:39.065
5 -	33.437	92.4	46.028	85.0	24.724	114.3	1:44.189 (1)	84.07		09:09:23.254
6 -	33.397	93.4	45.924	81.2	24.920	113.5	1:44.241 (2)	84.03	0.052	09:11:07.495
7 -	32.949	92.6	46.207	76.8	26.218	111.8	1:45.374	83.13	1.185	09:12:52.869
8 -	33.260	91.1	46.684	69.3	26.352	111.2	1:46.296	82.40	2.107	09:14:39.165
9 -	33.006	91.5	45.423	82.6	27.630	89.0	1:46.059	82.59	1.870	09:16:25.224

Weather / Track : Cloudy / Dry

Brands Hatch GP
Circuit Length = 2.4332 miles
Start: 09:00 Flag 09:15 End: 09:16

Classic Formula Ford with HSCC Historic Formula 3

QUALIFYING - RACE 7 - SECTOR ANALYSIS



SECTOR 1 = FL to I1, SECTOR 2 = I1 to I2, SECTOR 3 = I2 to FL, DIFF = Difference To Personal Best Lap, P = Crossed Finish Line in Pit Lane, D = Time Disallowed

P17 87 B		Ian JEARY					Elden Mk8			
IDEAL LAP TIME : 1:45.461		BEST LAP TIME : 1:45.554					DIFFERENCE : 0.093			
LAP	SECTOR 1	SECTOR 2		SECTOR 3		LAP TIME	MPH	DIFF	TIME OF DAY	
1 -	OUTLAP	67.7	57.877	65.2	29.112	101.9	2:11.787	66.46	26.233	09:03:05.114
2 -	35.465	83.4	50.660	68.8	26.741	106.0	1:52.866	77.61	7.312	09:04:57.980
3 -	34.098	87.8	48.279	75.8	25.948	106.3	1:48.325	80.86	2.771	09:06:46.305
4 -	33.831	82.0	48.744	79.5	25.793	106.3	1:48.368	80.83	2.814	09:08:34.673
5 -	34.323	83.2	48.226	80.4	25.567	107.7	1:48.116	81.02	2.562	09:10:22.789
6 -	33.837	86.4	48.033	76.9	26.115	107.3	1:47.985 (3)	81.12	2.431	09:12:10.774
7 -	32.752	89.0	47.511	80.8	25.549	106.5	1:45.812 (2)	82.78	0.258	09:13:56.586
8 -	32.845	87.8	47.182	77.3	25.527	106.6	1:45.554 (1)	82.98		09:15:42.140

P18 94 B		Chris PORRITT					Lola T202			
IDEAL LAP TIME : 1:45.186		BEST LAP TIME : 1:45.556					DIFFERENCE : 0.370			
LAP	SECTOR 1	SECTOR 2		SECTOR 3		LAP TIME	MPH	DIFF	TIME OF DAY	
1 -	OUTLAP	72.0	54.765	66.3	27.253	108.2	2:02.618	71.44	17.062	09:02:19.967
2 -	34.891	88.7	49.050	75.4	25.898	109.4	1:49.839	79.75	4.283	09:04:09.806
3 -	33.366	88.8	50.428	74.1	25.929	108.0	1:49.723	79.83	4.167	09:05:59.529
4 -	33.682	85.8	48.284	80.6	25.404	109.2	1:47.370	81.58	1.814	09:07:46.899
5 -	33.181	88.3	49.293	78.7	25.361	110.3	1:47.835	81.23	2.279	09:09:34.734
6 -	33.141	89.2	47.830	79.1	25.640	110.1	1:46.611	82.16	1.055	09:11:21.345
7 -	33.507	90.3	47.459	74.2	25.442	110.1	1:46.408 (3)	82.32	0.852	09:13:07.753
8 -	32.793	90.5	47.377	79.8	25.386	109.2	1:45.556 (1)	82.98		09:14:53.309
9 -	33.007	89.1	47.597	83.9	25.016	107.8	1:45.620 (2)	82.93	0.064	09:16:38.929

P19 28 A		Alan FINCHAM					Van Diemen RF80			
IDEAL LAP TIME : 1:45.488		BEST LAP TIME : 1:45.688					DIFFERENCE : 0.200			
LAP	SECTOR 1	SECTOR 2		SECTOR 3		LAP TIME	MPH	DIFF	TIME OF DAY	
1 -	OUTLAP	79.6	51.605	69.9	26.633	107.5	1:59.633	73.22	13.945	09:02:47.065
2 -	34.372	86.0	50.423	73.4	26.974	108.9	1:51.769	78.37	6.081	09:04:38.834
3 -	33.905	88.4	48.154	77.8	26.553	109.4	1:48.612	80.65	2.924	09:06:27.446
4 -	33.332	87.8	47.948	71.4	26.973	107.2	1:48.253	80.92	2.565	09:08:15.699
5 -	33.525	89.0	48.024	82.1	25.587	110.1	1:47.136 (3)	81.76	1.448	09:10:02.835
6 -	33.117	89.8	48.857	78.1	25.306	111.8	1:47.280	81.65	1.592	09:11:50.115
7 -	33.317	92.4	47.341	79.3	25.030	111.4	1:45.688 (1)	82.88		09:13:35.803
8 -	33.841	90.3	47.698	79.5	25.570	107.3	1:47.109 (2)	81.78	1.421	09:15:22.912

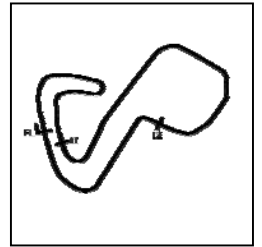
P20 43 A		Richard YEOMANS					Crossle 25F			
IDEAL LAP TIME : 1:46.056		BEST LAP TIME : 1:46.056					DIFFERENCE : 0.000			
LAP	SECTOR 1	SECTOR 2		SECTOR 3		LAP TIME	MPH	DIFF	TIME OF DAY	
1 -	OUTLAP	84.9	51.980	81.0	27.058	106.6	1:57.964	74.25	11.908	09:02:12.467
2 -	35.120	85.8	52.901	73.5	26.904	108.9	1:54.925	76.22	8.869	09:04:07.392
3 -	34.873	86.1	50.894	76.7	27.049	109.8	1:52.816	77.64	6.760	09:06:00.208
4 -	34.778	84.6	49.091	82.9	26.412	108.9	1:50.281	79.43	4.225	09:07:50.489
5 -	33.656	91.1	48.418	83.6	25.689	111.1	1:47.763	81.28	1.707	09:09:38.252
6 -	33.348	90.3	48.562	82.5	26.161	109.2	1:48.071	81.05	2.015	09:11:26.323
7 -	33.463	90.6	47.889	81.3	25.482	110.9	1:46.834 (2)	81.99	0.778	09:13:13.157
8 -	33.589	90.0	47.738	78.8	26.069	110.0	1:47.396 (3)	81.56	1.340	09:15:00.553
9 -	33.045	89.1	47.675	85.4	25.336	108.9	1:46.056 (1)	82.59		09:16:46.609

Weather / Track : Cloudy / Dry

Brands Hatch GP
Circuit Length = 2.4332 miles
Start: 09:00 Flag 09:15 End: 09:16

Classic Formula Ford with HSCC Historic Formula 3

QUALIFYING - RACE 7 - SECTOR ANALYSIS



SECTOR 1 = FL to I1, SECTOR 2 = I1 to I2, SECTOR 3 = I2 to FL, DIFF = Difference To Personal Best Lap, P = Crossed Finish Line in Pit Lane, D = Time Disallowed

P21 73 A		Simon CLEWS					Royale RP24			
IDEAL LAP TIME : 1:46.029		BEST LAP TIME : 1:46.115					DIFFERENCE : 0.086			
LAP		SECTOR 1	SECTOR 2		SECTOR 3		LAP TIME	MPH	DIFF	TIME OF DAY
1 -	OUTLAP	76.6	56.201	73.8	27.238	106.8	2:04.459	70.38	18.344	09:02:20.777
2 -		34.625	86.8	49.735	76.8	26.188	108.0	1:50.548	4.433	09:04:11.325
3 -		33.240	88.0	49.417	78.2	26.264	107.0	1:48.921	2.806	09:06:00.246
4 -		34.045	87.9	49.170	75.8	26.318	107.7	1:49.533	3.418	09:07:49.779
5 -		33.311	89.8	48.843	77.3	25.997	108.0	1:48.151	2.036	09:09:37.930
6 -		32.783	89.9	48.070	80.0	25.705	107.8	1:46.558 (2)	0.443	09:11:24.488
7 -		33.392	90.5	48.639	81.8	25.870	108.2	1:47.901 (3)	1.786	09:13:12.389
8 -		32.915	89.7	48.863	76.6	26.944	108.4	1:48.722	2.607	09:15:01.111
9 -		32.869	89.2	47.770	82.3	25.476	108.2	1:46.115 (1)	82.55	09:16:47.226

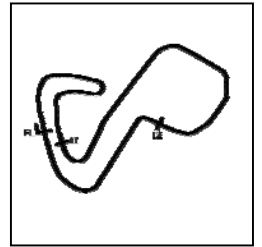
P22 116 HF3B		Mark LINSTONE					Brabham BT21			
IDEAL LAP TIME : 1:46.240		BEST LAP TIME : 1:46.375					DIFFERENCE : 0.135			
LAP		SECTOR 1	SECTOR 2		SECTOR 3		LAP TIME	MPH	DIFF	TIME OF DAY
1 -	OUTLAP	79.6	53.874	71.3	26.876	107.5	2:02.458	71.53	16.083	09:02:38.759
2 -		37.145	76.0	53.310	71.3	26.315	110.9	1:56.770	10.395	09:04:35.529
3 -		34.668	86.2	49.242	68.7	26.943	112.0	1:50.853	4.478	09:06:26.382
4 -		34.005	88.6	48.060	72.0	25.708	111.2	1:47.773 (3)	1.398	09:08:14.155
5 -		33.191	88.3	47.648	72.9	25.561	110.9	1:46.400 (2)	0.025	09:10:00.555
6 -		33.840	87.2	49.238	66.7	25.468	110.9	1:48.546	2.171	09:11:49.101
7 -		33.210	90.3	47.764	73.1	25.401	110.7	1:46.375 (1)	82.34	09:13:35.476
8 -		33.658	85.2	49.304	74.1	25.580	107.3	1:48.542	2.167	09:15:24.018

P23 96 HF3B		Keith MESSER					Vesey Ford			
IDEAL LAP TIME : 1:46.226		BEST LAP TIME : 1:46.555					DIFFERENCE : 0.329			
LAP		SECTOR 1	SECTOR 2		SECTOR 3		LAP TIME	MPH	DIFF	TIME OF DAY
1 -	OUTLAP	69.6	55.853	68.9	27.980	106.0	2:07.364	68.77	20.809	09:02:37.635
2 -		36.595	78.4	51.581	75.3	25.872	109.8	1:54.048	7.493	09:04:31.683
3 -		34.190	85.2	51.309	66.5	27.585	111.2	1:53.084	6.529	09:06:24.767
4 -		33.795	86.5	49.438	77.8	27.260	107.7	1:50.493	3.938	09:08:15.260
5 -		33.551	86.3	48.289	75.0	26.892	107.7	1:48.732	2.177	09:10:03.992
6 -		33.433	89.0	48.253	79.1	25.351	110.9	1:47.037 (3)	0.482	09:11:51.029
7 -		33.463	88.8	47.961	80.3	25.199	110.5	1:46.623 (2)	0.068	09:13:37.652
8 -		33.200	88.1	47.827	73.4	25.528	113.5	1:46.555 (1)	82.20	09:15:24.207

P24 47 A		Ben HADFIELD					Van Diemen RF78			
IDEAL LAP TIME : 1:46.750		BEST LAP TIME : 1:46.750					DIFFERENCE : 0.000			
LAP		SECTOR 1	SECTOR 2		SECTOR 3		LAP TIME	MPH	DIFF	TIME OF DAY
1 -	OUTLAP	77.2	54.285	71.8	27.658	105.5	2:04.867	70.15	18.117	09:02:38.489
2 -		36.574	84.8	52.719	72.3	27.044	106.5	1:56.337	9.587	09:04:34.826
3 -		34.388	88.4	49.726	73.9	27.763	105.6	1:51.877	5.127	09:06:26.703
4 -		34.797	89.4	48.950	74.0	26.665	107.3	1:50.412	3.662	09:08:17.115
5 -		33.671	89.9	48.388	75.9	26.458	107.5	1:48.517 (3)	1.767	09:10:05.632
6 -		33.331	89.7	48.055	77.2	26.173	107.8	1:47.559 (2)	0.809	09:11:53.191
7 -		33.102	90.0	47.666	78.0	25.982	108.5	1:46.750 (1)	82.05	09:13:39.941
8 -		33.162	89.7	50.435	78.6	26.773	106.0	1:50.370	3.620	09:15:30.311

Classic Formula Ford with HSCC Historic Formula 3

QUALIFYING - RACE 7 - SECTOR ANALYSIS



SECTOR 1 = FL to I1, SECTOR 2 = I1 to I2, SECTOR 3 = I2 to FL, DIFF = Difference To Personal Best Lap, P = Crossed Finish Line in Pit Lane, D = Time Disallowed

P25		44 HF3B		Peter HAMILTON		Tecno				
IDEAL LAP TIME : 1:46.325		BEST LAP TIME : 1:46.774		DIFFERENCE : 0.449						
LAP	SECTOR 1	SECTOR 2		SECTOR 3		LAP TIME	MPH	DIFF	TIME OF DAY	
1 -	OUTLAP	77.9	56.632	73.1	27.301	109.4	2:07.692	68.60	20.918	09:02:36.288
2 -	36.228	86.2	51.169	80.7	26.138	109.6	1:53.535	77.15	6.761	09:04:29.823
3 -	34.526	90.5	52.534	69.3	27.728	109.6	1:54.788	76.31	8.014	09:06:24.611
4 -	34.363	91.5	48.392	77.7	26.060	110.1	1:48.815	80.50	2.041	09:08:13.426
5 -	33.606	91.1	48.532	78.1	25.273	112.4	1:47.411 (2)	81.55	0.637	09:10:00.837
6 -	33.785	89.4	49.693	80.5	25.218	113.5	1:48.696 (3)	80.59	1.922	09:11:49.533
7 -	33.677	91.6	49.969	80.4	25.805	111.1	1:49.451	80.03	2.677	09:13:38.984
8 -	33.378	92.3	47.729	85.3	25.667	111.6	1:46.774 (1)	82.04		09:15:25.758

P26		9 HF3B		Andrew TART		Merlyn Mk9				
IDEAL LAP TIME : 1:46.898		BEST LAP TIME : 1:48.042		DIFFERENCE : 1.144						
LAP	SECTOR 1	SECTOR 2		SECTOR 3		LAP TIME	MPH	DIFF	TIME OF DAY	
1 -	OUTLAP	86.1	49.722	79.8	26.075	110.0	1:54.498	76.50	6.456	09:02:04.354
2 -	35.047	88.6	47.577	81.3	25.418	111.6	1:48.042 (1)	81.07		09:03:52.396
3 -	34.013	91.6	47.467	81.6	32.299	76.7	1:53.779 (2)	76.98	5.737	09:05:46.175
4 -	45.408	61.1	1:13.781	53.6	IN PIT		8:22.906 P	17.41	6:34.864	09:14:09.081
5 -	OUTLAP	89.3	49.546	79.7	25.681	111.4	1:57.891	74.30	9.849	09:16:06.972

P27		77 A		Phil ATTWOOD		Crossle 32F				
IDEAL LAP TIME : 1:48.012		BEST LAP TIME : 1:48.306		DIFFERENCE : 0.294						
LAP	SECTOR 1	SECTOR 2		SECTOR 3		LAP TIME	MPH	DIFF	TIME OF DAY	
1 -	OUTLAP	75.3	57.940	60.4	31.314	99.8	2:11.634	66.54	23.328	09:02:34.395
2 -	40.960	71.4	56.658	59.1	28.564	107.0	2:06.182	69.42	17.876	09:04:40.577
3 -	36.779	82.6	51.731	72.6	26.995	108.5	1:55.505	75.83	7.199	09:06:36.082
4 -	35.151	82.5	52.396	74.8	26.507	107.8	1:54.054	76.80	5.748	09:08:30.136
5 -	34.106	88.5	49.955	72.1	26.929	106.5	1:50.990 (3)	78.92	2.684	09:10:21.126
6 -	36.684	84.8	52.414	67.1	26.871	108.5	1:55.969	75.53	7.663	09:12:17.095
7 -	33.832	87.9	49.406	79.2	25.592	108.4	1:48.830 (2)	80.49	0.524	09:14:05.925
8 -	33.056	88.1	49.364	72.0	25.886	108.0	1:48.306 (1)	80.88		09:15:54.231

P28		6 A		James FETTIPLACE		Van Diemen RF80				
IDEAL LAP TIME : 1:50.928		BEST LAP TIME : 1:50.985		DIFFERENCE : 0.057						
LAP	SECTOR 1	SECTOR 2		SECTOR 3		LAP TIME	MPH	DIFF	TIME OF DAY	
1 -	OUTLAP	78.2	58.015	66.1	29.689	96.2	2:11.218	66.75	20.233	09:02:43.495
2 -	36.754	81.0	54.814	67.3	28.239	98.9	1:59.807	73.11	8.822	09:04:43.302
3 -	36.382	83.0	53.986	69.6	28.620	99.5	1:58.988	73.61	8.003	09:06:42.290
4 -	37.474	71.5	53.705	67.5	28.403	97.2	1:59.582	73.25	8.597	09:08:41.872
5 -	37.310	81.4	53.100	70.1	27.890	98.3	1:58.300	74.04	7.315	09:10:40.172
6 -	34.856	84.3	51.241	70.4	27.511	97.1	1:53.608 (3)	77.10	2.623	09:12:33.780
7 -	34.640	85.1	50.977	68.2	27.259	100.4	1:52.876 (2)	77.60	1.891	09:14:26.656
8 -	34.697	86.0	49.461	78.3	26.827	100.7	1:50.985 (1)	78.92		09:16:17.641

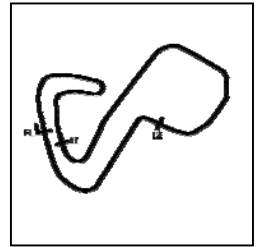
P29		34 HF3B		Gil DUFFY		Brabham BT21B				
IDEAL LAP TIME : 1:52.237		BEST LAP TIME : 1:52.594		DIFFERENCE : 0.357						
LAP	SECTOR 1	SECTOR 2		SECTOR 3		LAP TIME	MPH	DIFF	TIME OF DAY	
1 -	OUTLAP	63.1	57.404	70.4	27.709	107.8	2:09.530	67.62	16.936	09:02:22.657
2 -	38.424	77.6	55.333	69.6	27.280	109.4	2:01.037	72.37	8.443	09:04:23.694
3 -	36.484	78.6	58.640	69.2	29.010	106.6	2:04.134	70.56	11.540	09:06:27.828
4 -	34.949	86.3	53.566	72.3	27.498	106.1	1:56.013 (3)	75.50	3.419	09:08:23.841
5 -	36.042	80.9	53.751	67.0	27.852	104.0	1:57.645	74.45	5.051	09:10:21.486
6 -	36.662	83.3	52.954	72.3	26.620	110.1	1:56.236	75.36	3.642	09:12:17.722
7 -	35.284	88.5	50.960	76.0	26.350	108.9	1:52.594 (1)	77.80		09:14:10.316
8 -	34.927	82.1	51.231	72.7	26.449	105.6	1:52.607 (2)	77.79	0.013	09:16:02.923

Weather / Track : Cloudy / Dry

Brands Hatch GP
Circuit Length = 2.4332 miles
Start: 09:00 Flag 09:15 End: 09:16

Classic Formula Ford with HSCC Historic Formula 3

QUALIFYING - RACE 7 - SECTOR ANALYSIS



SECTOR 1 = FL to I1, SECTOR 2 = I1 to I2, SECTOR 3 = I2 to FL, DIFF = Difference To Personal Best Lap, P = Crossed Finish Line in Pit Lane, D = Time Disallowed

P30 11 A		Mike SAUNDERS					PRS RH01			
IDEAL LAP TIME : 1:53.737		BEST LAP TIME : 1:54.922					DIFFERENCE : 1.185			
LAP	SECTOR 1	SECTOR 2		SECTOR 3		LAP TIME	MPH	DIFF	TIME OF DAY	
1 -	OUTLAP	72.0	56.913	65.6	29.377	100.9	2:09.469	67.65	14.547	09:02:34.076
2 -	38.015	79.9	58.180	69.6	27.388	106.5	2:03.583	70.88	8.661	09:04:37.659
3 -	36.399	82.2	53.115	70.0	27.640	105.8	1:57.154	74.77	2.232	09:06:34.813
4 -	35.758	84.0	54.258	71.6	27.239	106.8	1:57.255	74.70	2.333	09:08:32.068
5 -	36.770	82.2	51.742	73.1	27.931	93.3	1:56.443	75.22	1.521	09:10:28.511
6 -	36.538	84.8	51.400	73.2	26.984	105.6	1:54.922 (1)	76.22		09:12:23.433
7 -	35.353	87.6	52.511	41.0	28.230	105.6	1:56.094 (2)	75.45	1.172	09:14:19.527
8 -	36.109	83.7	52.309	72.4	28.023	102.9	1:56.441 (3)	75.22	1.519	09:16:15.968

P31 55 HF3B		Paul BOOTH					Brabham BT21			
IDEAL LAP TIME : 1:55.784		BEST LAP TIME : 1:56.156					DIFFERENCE : 0.372			
LAP	SECTOR 1	SECTOR 2		SECTOR 3		LAP TIME	MPH	DIFF	TIME OF DAY	
1 -	OUTLAP	70.0	59.181	59.5	29.948	96.5	2:13.583	65.57	17.427	09:02:58.347
2 -	37.884	73.6	55.296	53.2	28.463	106.0	2:01.643	72.01	5.487	09:04:59.990
3 -	37.568	82.1	52.859	70.2	27.877	105.3	1:58.304	74.04	2.148	09:06:58.294
4 -	39.524	69.9	53.069	72.0	27.867	105.8	2:00.460	72.71	4.304	09:08:58.754
5 -	36.720	83.0	51.849	72.2	27.587	102.7	1:56.156 (1)	75.41		09:10:54.910
6 -	36.914	80.2	53.195	62.7	28.078	98.8	1:58.187	74.11	2.031	09:12:53.097
7 -	36.587	82.1	51.610	68.7	28.496	105.1	1:56.693 (2)	75.06	0.537	09:14:49.790
8 -	36.858	74.3	52.160	65.7	28.076	95.7	1:57.094 (3)	74.81	0.938	09:16:46.884

P32 69 B		Dave LOWE					Lotus 69			
IDEAL LAP TIME : 1:56.848		BEST LAP TIME : 1:56.900					DIFFERENCE : 0.052			
LAP	SECTOR 1	SECTOR 2		SECTOR 3		LAP TIME	MPH	DIFF	TIME OF DAY	
1 -	OUTLAP	74.8	57.414	53.3	31.135	93.3	2:10.155	67.30	13.255	09:03:00.396
2 -	37.572	57.5			IN PIT		7:09.760 P	20.38	5:12.860	09:10:10.156
3 -	OUTLAP	72.2	55.923	56.2	30.015	96.4	2:09.838	67.46	12.938	09:12:19.994
4 -	35.541	81.7	52.582	61.0	28.777	100.3	1:56.900 (1)	74.93		09:14:16.894
5 -	36.247	79.8	52.530	62.5	30.091	91.8	1:58.868 (2)	73.69	1.968	09:16:15.762

P33 880 A		Tim BENNETT					Hawke DL21			
IDEAL LAP TIME : 1:56.931		BEST LAP TIME : 1:57.422					DIFFERENCE : 0.491			
LAP	SECTOR 1	SECTOR 2		SECTOR 3		LAP TIME	MPH	DIFF	TIME OF DAY	
1 -	OUTLAP	76.7	58.576	64.2	30.835	94.6	2:14.688	65.03	17.266	09:02:33.336
2 -	40.522	83.1	57.556	69.6	29.143	98.2	2:07.221	68.85	9.799	09:04:40.557
3 -	38.386	82.4	54.096	70.8	28.666	103.7	2:01.148	72.30	3.726	09:06:41.705
4 -	37.768	79.0	54.507	74.3	28.693	96.1	2:00.968	72.41	3.546	09:08:42.673
5 -	37.962	85.0	53.471	74.1	28.027	105.0	1:59.460 (3)	73.32	2.038	09:10:42.133
6 -	36.531	85.0	53.744	74.7	28.441	103.8	1:58.716 (2)	73.78	1.294	09:12:40.849
7 -	36.479	85.1	55.000	68.1	28.677	104.8	2:00.156	72.90	2.734	09:14:41.005
8 -	36.970	82.2	52.586	71.5	27.866	98.6	1:57.422 (1)	74.60		09:16:38.427

P34 128 HF3B		Jason TIMMS					Brabham BT21			
IDEAL LAP TIME : 5:19.150		BEST LAP TIME :					DIFFERENCE :			
LAP	SECTOR 1	SECTOR 2		SECTOR 3		LAP TIME	MPH	DIFF	TIME OF DAY	
1 -	OUTLAP	74.5	57.008	65.2	49.310	16.7	2:31.512	57.81		09:03:23.129
2 -					IN PIT		3:14.418 P	45.05		09:06:37.547
3 -	OUTLAP	81.0	52.709	66.5	27.848	85.8	2:04.732	70.22		09:08:42.279

Classic Formula Ford with HSCC Historic Formula 3

QUALIFYING - RACE 7 - BEST SECTORS

SECTOR 1			SECTOR 2			SECTOR 3			IDEAL / BEST COMPARISON						
POS	NO	NAME	TIME	NO	NAME	TIME	NO	NAME	TIME	POS	NO	NAME	IDEAL	BEST	DIFF
													PERFECT LAP	1:38.402	
1	39	CHART	30.819	7	JACKSON	43.923	25	HIBBERD	23.660	1	7	JACKSON	1:38.563	1:38.674	0.111
2	49	HARRISON	30.820	49	HARRISON	43.963	24	TIMMS	23.728	2	49	HARRISON	1:38.650	1:38.650	0.000
3	7	JACKSON	30.837	24	TIMMS	44.052	7	JACKSON	23.803	3	39	CHART	1:38.843	1:39.038	0.195
4	16	TOYNE	31.135	25	HIBBERD	44.104	49	HARRISON	23.867	4	25	HIBBERD	1:38.979	1:38.979	0.000
5	4	AHRENS	31.202	39	CHART	44.153	39	CHART	23.871	5	24	TIMMS	1:39.451	1:40.027	0.576
6	25	HIBBERD	31.215	18	TINKLER	44.206	18	TINKLER	24.059	6	18	TINKLER	1:39.496	1:39.753	0.257
7	18	TINKLER	31.231	3	MORRIS	44.489	3	MORRIS	24.153	7	3	MORRIS	1:39.873	1:40.471	0.598
8	3	MORRIS	31.231	16	TOYNE	44.678	13	KESTENBAUM	24.206	8	16	TOYNE	1:40.054	1:40.475	0.421
9	13	KESTENBAUM	31.396	1	BANKHURST	44.818	16	TOYNE	24.241	9	13	KESTENBAUM	1:40.963	1:41.204	0.241
10	24	TIMMS	31.671	111	ARMER	44.913	111	ARMER	24.281	10	1	BANKHURST	1:41.103	1:42.183	1.080
11	1	BANKHURST	31.867	21	DRYBROUGH	45.076	1	BANKHURST	24.418	11	111	ARMER	1:41.179	1:41.383	0.204
12	21	DRYBROUGH	31.927	13	KESTENBAUM	45.361	21	DRYBROUGH	24.510	12	4	AHRENS	1:41.316	1:41.460	0.144
13	111	ARMER	31.985	26	SEAMAN	45.423	4	AHRENS	24.598	13	21	DRYBROUGH	1:41.513	1:41.513	0.000
14	149	HARRISON	32.686	4	AHRENS	45.516	26	SEAMAN	24.724	14	26	SEAMAN	1:43.096	1:44.189	1.093
15	87	JEARY	32.752	149	HARRISON	46.166	149	HARRISON	24.932	15	149	HARRISON	1:43.784	1:44.100	0.316
16	73	CLEWS	32.783	87	JEARY	47.182	94	PORRITT	25.016	16	94	PORRITT	1:45.186	1:45.556	0.370
17	94	PORRITT	32.793	28	FINCHAM	47.341	28	FINCHAM	25.030	17	87	JEARY	1:45.461	1:45.554	0.093
18	26	SEAMAN	32.949	94	PORRITT	47.377	96	MESSER	25.199	18	28	FINCHAM	1:45.488	1:45.688	0.200
19	43	YEOMANS	33.045	9	TART	47.467	44	HAMILTON	25.218	19	73	CLEWS	1:46.029	1:46.115	0.086
20	77	ATTWOOD	33.056	116	LINSTONE	47.648	43	YEOMANS	25.336	20	43	YEOMANS	1:46.056	1:46.056	0.000
21	47	HADFIELD	33.102	47	HADFIELD	47.666	116	LINSTONE	25.401	21	96	MESSER	1:46.226	1:46.555	0.329
22	28	FINCHAM	33.117	43	YEOMANS	47.675	9	TART	25.418	22	116	LINSTONE	1:46.240	1:46.375	0.135
23	116	LINSTONE	33.191	44	HAMILTON	47.729	73	CLEWS	25.476	23	44	HAMILTON	1:46.325	1:46.774	0.449
24	96	MESSER	33.200	73	CLEWS	47.770	87	JEARY	25.527	24	47	HADFIELD	1:46.750	1:46.750	0.000
25	44	HAMILTON	33.378	96	MESSER	47.827	77	ATTWOOD	25.592	25	9	TART	1:46.898	1:48.042	1.144
26	9	TART	34.013	77	ATTWOOD	49.364	47	HADFIELD	25.982	26	77	ATTWOOD	1:48.012	1:48.306	0.294
27	6	FETTIPLACE	34.640	6	FETTIPLACE	49.461	34	DUFFY	26.350	27	6	FETTIPLACE	1:50.928	1:50.985	0.057
28	34	DUFFY	34.927	34	DUFFY	50.960	6	FETTIPLACE	26.827	28	34	DUFFY	1:52.237	1:52.594	0.357
29	11	SAUNDERS	35.353	11	SAUNDERS	51.400	11	SAUNDERS	26.984	29	11	SAUNDERS	1:53.737	1:54.922	1.185
30	69	LOWE	35.541	55	BOOTH	51.610	55	BOOTH	27.587	30	55	BOOTH	1:55.784	1:56.156	0.372
31	880	BENNETT	36.479	69	LOWE	52.530	128	TIMMS	27.848	31	69	LOWE	1:56.848	1:56.900	0.052
32	55	BOOTH	36.587	880	BENNETT	52.586	880	BENNETT	27.866	32	880	BENNETT	1:56.931	1:57.422	0.491
33	128	TIMMS	3:58.593	128	TIMMS	52.709	69	LOWE	28.777	33	128	TIMMS	5:19.150		
34										34	56	FITZ-SIMON		1:39.213	

Weather / Track : Cloudy / Dry

Results can be found at www.tsl-timing.com

Brands Hatch GP

Circuit Length = 2.4332 miles

Start: 09:00 Flag 09:15 End: 09:16

Printed - 09:43 Saturday, 10 July 2021

Classic Formula Ford with HSCC Historic Formula 3

QUALIFYING - RACE 7 - BEST SPEEDS

POS	INTERMEDIATE 1			INTERMEDIATE 2			FINISH LINE		
	NO	NAME	MPH	NO	NAME	MPH	NO	NAME	MPH
1	7	JACKSON	95.3	3	MORRIS	94.1	7	JACKSON	116.5
2	25	HIBBERD	95.3	49	HARRISON	93.2	1	BANKHURST	116.5
3	24	TIMMS	95.3	18	TINKLER	92.9	24	TIMMS	115.9
4	39	CHART	94.9	7	JACKSON	92.3	26	SEAMAN	114.3
5	49	HARRISON	94.6	39	CHART	91.9	25	HIBBERD	114.1
6	3	MORRIS	94.3	25	HIBBERD	91.5	96	MESSER	113.5
7	16	TOYNE	93.9	4	AHRENS	90.5	44	HAMILTON	113.5
8	13	KESTENBAUM	93.7	24	TIMMS	89.3	49	HARRISON	113.3
9	18	TINKLER	93.4	13	KESTENBAUM	89.3	39	CHART	113.3
10	26	SEAMAN	93.4	16	TOYNE	88.5	3	MORRIS	113.3
11	1	BANKHURST	93.3	111	ARMER	88.0	16	TOYNE	112.9
12	111	ARMER	93.0	21	DRYBROUGH	86.8	111	ARMER	112.9
13	4	AHRENS	93.0	43	YEOMANS	85.4	21	DRYBROUGH	112.9
14	28	FINCHAM	92.4	44	HAMILTON	85.3	13	KESTENBAUM	112.7
15	21	DRYBROUGH	92.3	26	SEAMAN	85.0	18	TINKLER	112.5
16	44	HAMILTON	92.3	149	HARRISON	84.7	116	LINSTONE	112.0
17	9	TART	91.6	1	BANKHURST	84.0	28	FINCHAM	111.8
18	149	HARRISON	91.5	94	PORRITT	83.9	9	TART	111.6
19	43	YEOMANS	91.1	73	CLEWS	82.3	43	YEOMANS	111.1
20	94	PORRITT	90.5	28	FINCHAM	82.1	4	AHRENS	110.9
21	73	CLEWS	90.5	9	TART	81.6	94	PORRITT	110.3
22	116	LINSTONE	90.3	87	JEARY	80.8	34	DUFFY	110.1
23	47	HADFIELD	90.0	96	MESSER	80.3	149	HARRISON	110.0
24	87	JEARY	89.0	77	ATTWOOD	79.2	47	HADFIELD	108.5
25	96	MESSER	89.0	47	HADFIELD	78.6	77	ATTWOOD	108.5
26	77	ATTWOOD	88.5	6	FETTIPLACE	78.3	73	CLEWS	108.4
27	34	DUFFY	88.5	34	DUFFY	76.0	87	JEARY	107.7
28	11	SAUNDERS	87.6	880	BENNETT	74.7	11	SAUNDERS	106.8
29	6	FETTIPLACE	86.0	116	LINSTONE	74.1	55	BOOTH	106.0
30	880	BENNETT	85.1	11	SAUNDERS	73.2	880	BENNETT	105.0
31	55	BOOTH	83.0	55	BOOTH	72.2	6	FETTIPLACE	100.7
32	69	LOWE	81.7	128	TIMMS	66.5	69	LOWE	100.3
33	128	TIMMS	81.0	69	LOWE	62.5	128	TIMMS	85.8

34

Weather / Track : Cloudy / Dry

Results can be found at www.tsl-timing.com

Brands Hatch GP
Circuit Length = 2.4332 miles
Start: 09:00 Flag 09:15 End: 09:16

Printed - 09:44 Saturday, 10 July 2021

Classic Formula Ford with HSCC Historic Formula 3

QUALIFYING - RACE 7 - STATISTICS

Competitors Started 34
Planned Start 2021-07-10 @ 09:00:00.000
Actual Start 2021-07-10 @ 09:00:01.598
Finish Time 2021-07-10 @ 09:15:04.051
Track Length 2.4332mi.
Total Laps 278
Total Distance Covered 676.4545mi.

Session Fastest Lap History

NO	CL	NAME	LAP TIME	TIME OF DAY	LAP	VEHICLE
39	A	Henry CHART	1:41.584	09:03:41.086	2	Van Diemen RF81
39	A	Henry CHART	1:40.010	09:05:21.095	3	Van Diemen RF81
39	A	Henry CHART	1:39.038	09:07:00.134	4	Van Diemen RF81
7	B	Cam JACKSON	1:38.674	09:12:42.195	7	Winkelmann WDF2
49	A	Jordan HARRISON	1:38.650	09:15:31.201	9	Lola T540E

Flag History

TYPE	TIME OF DAY
GREEN	09:00:01.598
FINISH	09:15:04.051

Flag Statistics

TYPE	COUNT	TOTAL LAPS	TOTAL TIME
Green	1	9	16:56.844
Red	0	0	0.000
Safety Car	0	0	0.000
FCY	0	0	0.000

Classic Formula Ford with HSCC Historic Formula 3

QUALIFYING - RACE 7 - STATISTICS

CLASS : A

15 Starters

Fastest Lap History

NO	NAME	LAP TIME	TIME OF DAY	LAP	VEHICLE
39	Henry CHART	1:41.584	09:03:41.086	2	Van Diemen RF81
39	Henry CHART	1:40.010	09:05:21.095	3	Van Diemen RF81
39	Henry CHART	1:39.038	09:07:00.134	4	Van Diemen RF81
49	Jordan HARRISON	1:38.650	09:15:31.201	9	Lola T540E

Weather / Track : Cloudy / Dry

Results can be found at www.tsl-timing.com

Page 2 of 4

Brands Hatch GP
Circuit Length = 2.4332 miles
Start: 09:00 Flag 09:15 End: 09:16

Printed - 09:45 Saturday, 10 July 2021

Classic Formula Ford with HSCC Historic Formula 3

QUALIFYING - RACE 7 - STATISTICS

CLASS : B

7 Starters

Fastest Lap History

NO	NAME	LAP TIME	TIME OF DAY	LAP	VEHICLE
56	Horatio FITZ-SIMON	1:41.834	09:03:41.879	1	Merlyn Mk20A
56	Horatio FITZ-SIMON	1:40.524	09:05:22.403	2	Merlyn Mk20A
7	Cam JACKSON	1:40.274	09:06:04.146	3	Winkelmann WDF2
56	Horatio FITZ-SIMON	1:39.810	09:07:02.213	3	Merlyn Mk20A
7	Cam JACKSON	1:39.339	09:09:23.389	5	Winkelmann WDF2
7	Cam JACKSON	1:38.674	09:12:42.195	7	Winkelmann WDF2

Weather / Track : Cloudy / Dry

Results can be found at www.tsl-timing.com

Page 3 of 4

Brands Hatch GP
Circuit Length = 2.4332 miles
Start: 09:00 Flag 09:15 End: 09:16

Printed - 09:45 Saturday, 10 July 2021

Classic Formula Ford with HSCC Historic Formula 3

QUALIFYING - RACE 7 - STATISTICS

CLASS : HF3B

12 Starters

Fastest Lap History

NO	NAME	LAP TIME	TIME OF DAY	LAP	VEHICLE
9	Andrew TART	1:48.042	09:03:52.409	2	Merlyn Mk9
111	Simon ARMER	1:46.053	09:04:04.399	2	Alexis Mk8
25	Andrew HIBBERD	1:45.254	09:04:56.307	2	Brabham BT18
111	Simon ARMER	1:44.406	09:05:48.805	3	Alexis Mk8
25	Andrew HIBBERD	1:43.355	09:06:39.661	3	Brabham BT18
24	Jeremy TIMMS	1:41.211	09:07:59.392	4	Chevron B15
24	Jeremy TIMMS	1:40.677	09:09:40.069	5	Chevron B15
25	Andrew HIBBERD	1:40.442	09:10:03.686	5	Brabham BT18
24	Jeremy TIMMS	1:40.290	09:11:20.358	6	Chevron B15
25	Andrew HIBBERD	1:39.444	09:13:27.018	7	Brabham BT18
25	Andrew HIBBERD	1:38.979	09:15:05.997	8	Brabham BT18

Weather / Track : Cloudy / Dry

Results can be found at www.tsl-timing.com

Page 4 of 4

Brands Hatch GP
Circuit Length = 2.4332 miles
Start: 09:00 Flag 09:15 End: 09:16

Printed - 09:45 Saturday, 10 July 2021



Classic Formula Ford with HSCC Historic Formula 3

RACE 7 - GRID (20 minutes)

ROW 19	37	55	1:56.156 Paul BOOTH	38	128	Jason TIMMS
ROW 18	35	9	1:48.042 Andrew TART	36	34	1:52.594 Gil DUFFY
ROW 17	33	96	1:46.555 Keith MESSER	34	44	1:46.774 Peter HAMILTON
ROW 16	31	26	1:44.189 Steve SEAMAN	32	116	1:46.375 Mark LINSTONE
ROW 15	29	111	1:41.383 Simon ARMER	30	1	1:42.183 Ian BANKHURST
ROW 14	27	25	1:38.979 Andrew HIBBERD	28	24	1:40.027 Jeremy TIMMS
ROW 13						
ROW 12						
ROW 11	21	69	1:56.900 Dave LOWE	22	880	1:57.422 Tim BENNETT
ROW 10	19	6	1:50.985 James FETTIPLACE	20	11	1:54.922 Mike SAUNDERS
ROW 9	17	47	1:46.750 Ben HADFIELD	18	77	1:48.306 Phil ATTWOOD
ROW 8	15	43	1:46.056 Richard YEOMANS	16	73	1:46.115 Simon CLEWS
ROW 7	13	94	1:45.556 Chris PORRITT	14	28	1:45.688 Alan FINCHAM
ROW 6	11	149	1:44.100 Mark HARRISON	12	87	1:45.554 Ian JEARY
ROW 5	9	4	1:41.460 Joseph AHRENS	10	21	1:41.513 Ross DRYBROUGH
ROW 4	7	16	1:40.475 Simon TOYNE	8	13	1:41.204 Stuart KESTENBAUM
ROW 3	5	18	1:39.753 Ben TINKLER	6	3	1:40.471 Rick MORRIS
ROW 2	3	39	1:39.038 Henry CHART	4	56	1:39.213 Horatio FITZ-SIMON
ROW 1	1	49	1:38.650 Jordan HARRISON	2	7	1:38.674 Cam JACKSON
			Pole			

Brands Hatch GP

Circuit Length = 2.4332 miles

These results are provisional until the conclusion of any judicial and technical matters.

Clerk Of Course : John Hopkinson	Stewards :	Timekeeper : Nick Palmer
----------------------------------	------------	--------------------------

Sheet No:

Issue Time:



Classic Formula Ford with HSCC Historic Formula 3

RACE 7 - CLASSIFICATION

POS	NO	CL	PIC	NAME	ENTRY	LAPS	TIME	GAP	DIFF	MPH	BEST	ON
1	7	B	1	Cam JACKSON	Winkelmann WDF2	7	13:19.939			76.65	1:52.141	5
2	39	A	1	Henry CHART	Van Diemen RF81	7	13:28.302	8.363	8.363	75.86	1:52.396	5
3	18	A	2	Ben TINKLER	Van Diemen RF80	7	13:50.866	30.927	22.564	73.80	1:57.181	6
4	3	A	3	Rick MORRIS	Royale RP29	7	14:02.997	43.058	12.131	72.73	1:56.797	7
5	49	A	4	Jordan HARRISON	Lola T540E	7	14:03.540	43.601	0.543	72.69	1:56.695	7
6	13	A	5	Stuart KESTENBAUM	Van Diemen RF79	7	14:16.431	56.492	12.891	71.59	1:59.094	7
7	4	A	6	Joseph AHRENS	Van Diemen RF80	7	14:18.141	58.202	1.710	71.45	1:59.680	5
8	94	B	2	Chris PORRITT	Lola T202	7	14:29.927	1:09.988	11.786	70.48	2:01.820	7
9	21	B	3	Ross DRYBROUGH	March 709	7	14:40.995	1:21.056	11.068	69.60	2:02.595	7
10	24	HF3B	1	Jeremey TIMMS	Chevron B15	7	14:56.165	1:36.226	15.170	68.42	1:59.397	7
11	87	B	4	Ian JEARY	Elden Mk8	7	15:04.321	1:44.382	8.156	67.80	2:06.827	7
12	149	A	7	Mark HARRISON	Royale RP21	7	15:17.772	1:57.833	13.451	66.81	2:05.904	7
13	28	A	8	Alan FINCHAM	Van Diemen RF80	7	15:19.303	1:59.364	1.531	66.70	2:05.689	7
14	25	HF3B	2	Andrew HIBBERD	Brabham BT18	7	15:19.645	1:59.706	0.342	66.67	2:04.434	4
15	47	A	9	Ben HADFIELD	Van Diemen RF78	7	15:25.824	2:05.885	6.179	66.23	2:08.019	7
16	111	HF3B	3	Simon ARMER	March 703	6	13:21.487	1 Lap	1 Lap	65.57	2:05.882	6
17	1	HF3B	4	Ian BANKHURST	Alexis Mk8	6	13:21.643	1 Lap	0.156	65.56	2:06.559	6
18	77	A	10	Phil ATTWOOD	Crossle 32F	6	13:24.735	1 Lap	3.092	65.31	2:09.593	4
19	43	A	11	Richard YEOMANS	Crossle 25F	6	13:33.906	1 Lap	9.171	64.57	2:12.024	4
20	128	HF3B	5	Jason TIMMS	Brabham BT21	6	13:44.567	1 Lap	10.661	63.74	2:09.496	4
21	69	B	5	Dave LOWE	Lotus 69	6	13:51.712	1 Lap	7.145	63.19	2:13.413	6
22	116	HF3B	6	Mark LINSTONE	Brabham BT21	6	13:52.142	1 Lap	0.430	63.16	2:11.942	6
23	9	HF3B	7	Andrew TART	Merlyn Mk9	6	14:09.523	1 Lap	17.381	61.86	2:11.949	2
24	880	A	12	Tim BENNETT	Hawke DL21	6	14:21.059	1 Lap	11.536	61.03	2:15.065	4
25	96	HF3B	8	Keith MESSER	Vesey Ford	6	14:46.324	1 Lap	25.265	59.30	2:20.349	6
26	26	HF3B	9	Steve SEAMAN	Brabham BT21	6	15:12.093	1 Lap	25.769	57.62	2:10.277	6
27	34	HF3B	10	Gil DUFFY	Brabham BT21B	6	15:42.749	1 Lap	30.656	55.75	2:26.910	6
28	55	HF3B	11	Paul BOOTH	Brabham BT21	5	13:45.143	2 Laps	1 Lap	53.08	2:32.654	2

NOT CLASSIFIED

DNF	16	B		Simon TOYNE	Lola T200	3	6:15.334	4 Laps	2 Laps	70.01	2:01.407	3
DNF	11	A		Mike SAUNDERS	PRS RH01	3	7:18.300	4 Laps	1:02.966	59.95	2:18.247	3
DNF	44	HF3B		Peter HAMILTON	Tecno	2	5:01.822	5 Laps	1 Lap	58.04	2:15.053	2

FASTEST LAP

7	B	Cam JACKSON	Winkelmann WDF2	5	1:52.141	78.11 mph	125.71 kph
39	A	Henry CHART	Van Diemen RF81	5	1:52.396	77.93 mph	125.42 kph
24	HF3B	Jeremey TIMMS	Chevron B15	7	1:59.397	73.36 mph	118.07 kph

Cars 6 & 73 did not participate in restarted race.

Weather / Track : Overcast / Drying

These results are provisional until the conclusion of any judicial and technical matters.

Brands Hatch GP: 2.4332 miles

Race Distance: 7 Laps / 17.03 miles

Start: 14:09 Flag 14:23 End: 14:25

Clerk Of Course : John Hopkinson	Stewards :	Timekeeper : Nick Palmer
----------------------------------	------------	--------------------------

Classic Formula Ford with HSCC Historic Formula 3

RACE 7 - LAP CHART

LAP 1 @ 14:11:42.652			LAP 2 @ 14:13:36.053			LAP 3 @ 14:15:29.216			LAP 4 @ 14:17:23.231			LAP 5 @ 14:19:15.372		
NO	BEHIND	LAP TIME	NO	BEHIND	LAP TIME	NO	BEHIND	LAP TIME	NO	BEHIND	LAP TIME	NO	BEHIND	LAP TIME
7		1:58.216	7		1:53.401	7		1:53.163	7		1:54.015	7		1:52.141
39	1.482	1:59.698	39	2.862	1:54.781	39	4.019	1:54.320	96	1 Lap	2:20.670	880	1 Lap	2:15.065
18	4.980	2:03.196	18	9.556	1:57.977	34	1 Lap	2:29.289	39	3.990	1:53.986	39	4.245	1:52.396
49	7.256	2:05.472	26	1 Lap	4:04.877	18	14.344	1:57.951	18	19.195	1:58.866	9	1 Lap	2:14.249
13	12.537	2:10.753	49	14.389	2:00.534	49	22.767	2:01.541	49	30.120	2:01.368	18	24.621	1:57.567
4	12.778	2:10.994	13	20.687	2:01.551	3	27.641	1:59.344	3	30.814	1:57.188	96	1 Lap	2:21.994
16	13.389	2:11.605	3	21.460	2:00.083	13	30.141	2:02.617	13	37.517	2:01.391	3	36.781	1:58.108
21	14.147	2:12.363	4	21.636	2:02.259	16	30.554	2:01.407	4	39.254	2:02.486	49	37.467	1:59.488
3	14.778	2:12.994	16	22.310	2:02.322	4	30.783	2:02.310	34	1 Lap	2:30.139	13	46.338	2:00.962
94	16.486	2:14.702	21	23.451	2:02.705	94	35.458	2:02.800	94	43.658	2:02.215	4	46.793	1:59.680
87	19.412	2:17.628	94	25.821	2:02.736	26	1 Lap	2:17.390	55	1 Lap	2:44.508	94	54.093	2:02.576
149	21.665	2:19.881	87	33.309	2:07.298	21	37.997	2:07.709	21	48.936	2:04.954	21	1:03.646	2:06.851
77	23.927	2:22.143	149	40.078	2:11.814	87	47.750	2:07.604	26	1 Lap	2:14.133	34	1 Lap	2:28.270
28	24.863	2:23.079	77	44.393	2:13.867	149	59.243	2:12.328	87	1:01.432	2:07.697	87	1:17.925	2:08.634
47	25.761	2:23.977	28	45.080	2:13.618	28	1:02.354	2:10.437	24	1:13.969	2:04.294	26	1 Lap	2:14.115
43	26.583	2:24.799	47	45.782	2:13.422	24	1:03.690	2:04.101	149	1:15.137	2:09.909	24	1:24.589	2:02.761
880	36.925	2:35.141	43	46.673	2:13.491	77	1:04.291	2:13.061	28	1:17.041	2:08.702	149	1:31.142	2:08.146
69	38.989	2:37.205	24	52.752	2:04.878	47	1:04.997	2:12.378	77	1:19.869	2:09.593	28	1:33.864	2:08.964
11	40.469	2:38.685	1	59.858	2:10.157	43	1:07.536	2:14.026	47	1:20.496	2:09.514	55	1 Lap	2:40.015
25	41.219	2:39.435	25	1:01.495	2:13.677	25	1:14.519	2:06.187	25	1:24.938	2:04.434	25	1:37.940	2:05.143
24	41.275	2:39.491	111	1:03.162	2:10.278	1	1:15.996	2:09.301	43	1:25.545	2:12.024	47	1:38.323	2:09.968
1	43.102	2:41.318	69	1:04.912	2:19.324	111	1:17.300	2:07.301	1	1:29.146	2:07.165	77	1:40.490	2:12.762
111	46.285	2:44.501	880	1:08.052	2:24.528	69	1:26.337	2:14.588	111	1:29.783	2:06.498	1	1:44.148	2:07.143
116	47.112	2:45.328	11	1:08.436	2:21.368	128	1:28.530	2:12.201	128	1:44.011	2:09.496	111	1:44.669	2:07.027
44	48.553	2:46.769	128	1:09.492	2:13.344	116	1:29.318	2:12.790	69	1:46.034	2:13.712	43	1:48.371	2:14.967
128	49.549	2:47.765	116	1:09.691	2:15.980	880	1:32.291	2:17.402	116	1:48.811	2:13.508			
9	52.856	2:51.072	44	1:10.205	2:15.053	11	1:33.520	2:18.247						
96	1:03.002	3:01.218	9	1:11.404	2:11.949	9	1:43.036	2:24.795						
55	1:11.061	3:09.277	96	1:30.149	2:20.548									
34	1:22.037	3:20.253	55	1:50.314	2:32.654									

Weather / Track : Overcast / Drying

Brands Hatch GP
 Circuit Length = 2.4332 miles
 Start: 14:09 Flag 14:23 End: 14:25

Classic Formula Ford with HSCC Historic Formula 3

RACE 7 - LAP CHART

LAP 6 @ 14:21:09.724			LAP 7 @ 14:23:04.375		
NO	BEHIND	LAP TIME	NO	BEHIND	LAP TIME
7		1:54.352	7		1:54.651
39	4.613	1:54.720	111	1 Lap	2:05.882
128	1 Lap	2:11.733	1	1 Lap	2:06.559
69	1 Lap	2:13.470	77	1 Lap	2:13.309
116	1 Lap	2:12.594	39	8.363	1:58.401
18	27.450	1:57.181	43	1 Lap	2:14.599
9	1 Lap	2:14.245	128	1 Lap	2:10.028
880	1 Lap	2:30.227	55	2 Laps	2:38.689
3	40.912	1:58.483	18	30.927	1:58.128
49	41.557	1:58.442	69	1 Lap	2:13.413
13	52.049	2:00.063	116	1 Lap	2:11.942
4	52.521	2:00.080	3	43.058	1:56.797
96	1 Lap	2:21.545	49	43.601	1:56.695
94	1:02.819	2:03.078	9	1 Lap	2:13.213
21	1:13.112	2:03.818	13	56.492	1:59.094
24	1:31.480	2:01.243	4	58.202	2:00.332
87	1:32.206	2:08.633	880	1 Lap	2:18.696
26	1 Lap	2:11.301	94	1:09.988	2:01.820
149	1:46.580	2:09.790	21	1:21.056	2:02.595
28	1:48.326	2:08.814	96	1 Lap	2:20.349
25	1:49.773	2:06.185	24	1:36.226	1:59.397
34	1 Lap	2:27.888	87	1:44.382	2:06.827
47	1:52.517	2:08.546	26	1 Lap	2:10.277
			149	1:57.833	2:05.904
			28	1:59.364	2:05.689
			25	1:59.706	2:04.584
			47	2:05.885	2:08.019
			34	1 Lap	2:26.910

Weather / Track : Overcast / Drying

Results can be found at www.tsl-timing.com

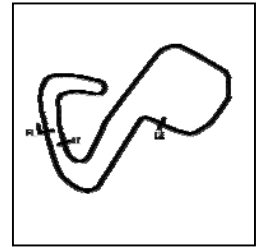
Page 2 of 2

Brands Hatch GP
Circuit Length = 2.4332 miles
Start: 14:09 Flag 14:23 End: 14:25

Printed - 14:27 Saturday, 10 July 2021

Classic Formula Ford with HSCC Historic Formula 3

RACE 7 - SECTOR ANALYSIS



SECTOR 1 = FL to I1, SECTOR 2 = I1 to I2, SECTOR 3 = I2 to FL, DIFF = Difference To Personal Best Lap, P = Crossed Finish Line in Pit Lane, D = Time Disallowed

P1		7 B		Cam JACKSON		Winkelmann WDF2				
IDEAL LAP TIME : 1:52.141		BEST LAP TIME : 1:52.141		DIFFERENCE : 0.000						
LAP	SECTOR 1		SECTOR 2		SECTOR 3		LAP TIME	MPH	DIFF	TIME OF DAY
1 -					27.706	105.3	1:58.216	74.10	6.075	14:11:42.652
2 -	35.940	87.6	49.761	79.9	27.700	105.1	1:53.401 (3)	77.24	1.260	14:13:36.053
3 -	35.925	86.9	49.243	76.6	27.995	106.5	1:53.163 (2)	77.40	1.022	14:15:29.216
4 -	36.625	84.3	49.597	79.6	27.793	105.8	1:54.015	76.83	1.874	14:17:23.231
5 -	35.533	87.9	49.031	81.2	27.577	105.8	1:52.141 (1)	78.11		14:19:15.372
6 -	35.877	82.5	50.860	79.4	27.615	106.1	1:54.352	76.60	2.211	14:21:09.724
7 -	35.627	87.0	50.193	73.4	28.831	100.1	1:54.651	76.40	2.510	14:23:04.375

P2		39 A		Henry CHART		Van Diemen RF81				
IDEAL LAP TIME : 1:52.396		BEST LAP TIME : 1:52.396		DIFFERENCE : 0.000						
LAP	SECTOR 1		SECTOR 2		SECTOR 3		LAP TIME	MPH	DIFF	TIME OF DAY
1 -				79.8	27.607	106.0	1:59.698	73.18	7.302	14:11:44.134
2 -	36.957	84.6	50.430	80.7	27.394	106.3	1:54.781	76.31	2.385	14:13:38.915
3 -	36.635	85.0	50.208	80.1	27.477	106.3	1:54.320 (3)	76.62	1.924	14:15:33.235
4 -	37.175	85.5	49.387	81.6	27.424	106.5	1:53.986 (2)	76.85	1.590	14:17:27.221
5 -	35.991	86.8	49.021	83.6	27.384	105.8	1:52.396 (1)	77.93		14:19:19.617
6 -	36.040	86.5	51.213	77.3	27.467	105.6	1:54.720	76.35	2.324	14:21:14.337
7 -	40.256	86.0	50.251	79.0	27.894	104.2	1:58.401	73.98	6.005	14:23:12.738

P3		18 A		Ben TINKLER		Van Diemen RF80				
IDEAL LAP TIME : 1:55.874		BEST LAP TIME : 1:57.181		DIFFERENCE : 1.307						
LAP	SECTOR 1		SECTOR 2		SECTOR 3		LAP TIME	MPH	DIFF	TIME OF DAY
1 -				79.0	28.342	103.5	2:03.196	71.10	6.015	14:11:47.632
2 -	37.611	83.5	51.621	72.6	28.745	104.8	1:57.977	74.25	0.796	14:13:45.609
3 -	37.956	82.4	51.654	75.9	28.341	105.0	1:57.951 (3)	74.26	0.770	14:15:43.560
4 -	37.308	77.0	53.017	77.6	28.541	104.2	1:58.866	73.69	1.685	14:17:42.426
5 -	36.642	81.9	52.926	78.3	27.999	105.5	1:57.567 (2)	74.50	0.386	14:19:39.993
6 -	36.727	81.0	51.730	80.3	28.724	106.0	1:57.181 (1)	74.75		14:21:37.174
7 -	36.781	81.5	51.233	74.8	30.114	97.3	1:58.128	74.15	0.947	14:23:35.302

P4		3 A		Rick MORRIS		Royale RP29				
IDEAL LAP TIME : 1:56.448		BEST LAP TIME : 1:56.797		DIFFERENCE : 0.349						
LAP	SECTOR 1		SECTOR 2		SECTOR 3		LAP TIME	MPH	DIFF	TIME OF DAY
1 -				75.8	36.677	89.9	2:12.994	65.86	16.197	14:11:57.430
2 -	39.216	86.7	51.908	75.2	28.959	105.3	2:00.083	72.94	3.286	14:13:57.513
3 -	37.975	82.8	52.962	76.4	28.407	106.0	1:59.344	73.39	2.547	14:15:56.857
4 -	37.382	87.4	51.718	78.5	28.088	107.5	1:57.188 (2)	74.75	0.391	14:17:54.045
5 -	37.268	83.6	52.602	79.5	28.238	105.8	1:58.108 (3)	74.16	1.311	14:19:52.153
6 -	38.471	86.0	52.016	79.8	27.996	106.6	1:58.483	73.93	1.686	14:21:50.636
7 -	36.746	88.1	52.067	78.6	27.984	106.1	1:56.797 (1)	75.00		14:23:47.433

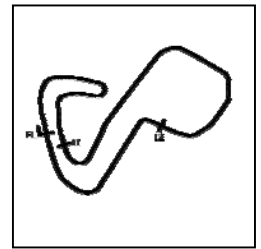
P5		49 A		Jordan HARRISON		Lola T540E				
IDEAL LAP TIME : 1:56.695		BEST LAP TIME : 1:56.695		DIFFERENCE : 0.000						
LAP	SECTOR 1		SECTOR 2		SECTOR 3		LAP TIME	MPH	DIFF	TIME OF DAY
1 -				75.4	29.481	103.4	2:05.472	69.81	8.777	14:11:49.908
2 -	38.188	85.2	53.261	71.3	29.085	104.8	2:00.534	72.67	3.839	14:13:50.442
3 -	39.161	84.4	53.305	72.8	29.075	104.0	2:01.541	72.07	4.846	14:15:51.983
4 -	38.948	85.4	53.705	71.9	28.715	103.8	2:01.368	72.17	4.673	14:17:53.351
5 -	37.512	83.8	53.587	75.9	28.389	106.6	1:59.488 (3)	73.31	2.793	14:19:52.839
6 -	38.179	85.5	51.990	73.9	28.273	107.8	1:58.442 (2)	73.95	1.747	14:21:51.281
7 -	36.905	88.0	51.942	80.2	27.848	108.0	1:56.695 (1)	75.06		14:23:47.976

Weather / Track : Overcast / Drying

Brands Hatch GP
Circuit Length = 2.4332 miles
Start: 14:09 Flag 14:23 End: 14:25

Classic Formula Ford with HSCC Historic Formula 3

RACE 7 - SECTOR ANALYSIS



SECTOR 1 = FL to I1, SECTOR 2 = I1 to I2, SECTOR 3 = I2 to FL, DIFF = Difference To Personal Best Lap, P = Crossed Finish Line in Pit Lane, D = Time Disallowed

P6		13 A		Stuart KESTENBAUM			Van Diemen RF79			
IDEAL LAP TIME : 1:59.094		BEST LAP TIME : 1:59.094			DIFFERENCE : 0.000					
LAP	SECTOR 1		SECTOR 2		SECTOR 3		LAP TIME	MPH	DIFF	TIME OF DAY
1 -			66.7	30.010	101.6	2:10.753	66.99	11.659	14:11:55.189	
2 -	38.985	79.7	53.422	73.9	29.144	105.1	2:01.551	72.06	2.457	14:13:56.740
3 -	38.341	80.1	54.824	72.5	29.452	105.6	2:02.617	71.44	3.523	14:15:59.357
4 -	38.487	84.0	53.535	72.0	29.369	104.3	2:01.391	72.16	2.297	14:18:00.748
5 -	38.794	80.1	53.257	71.9	28.911	105.0	2:00.962 (3)	72.41	1.868	14:20:01.710
6 -	38.128	83.1	52.981	74.8	28.954	104.5	2:00.063 (2)	72.96	0.969	14:22:01.773
7 -	37.741	80.0	52.487	73.5	28.866	105.0	1:59.094 (1)	73.55		14:24:00.867

P7		4 A		Joseph AHRENS			Van Diemen RF80			
IDEAL LAP TIME : 1:59.137		BEST LAP TIME : 1:59.680			DIFFERENCE : 0.543					
LAP	SECTOR 1		SECTOR 2		SECTOR 3		LAP TIME	MPH	DIFF	TIME OF DAY
1 -			66.6	29.914	99.4	2:10.994	66.87	11.314	14:11:55.430	
2 -	39.338	79.3	52.998	71.6	29.923	101.2	2:02.259	71.64	2.579	14:13:57.689
3 -	38.798	80.4	54.311	70.3	29.201	103.4	2:02.310	71.62	2.630	14:15:59.999
4 -	39.256	81.4	53.371	63.3	29.859	102.6	2:02.486	71.51	2.806	14:18:02.485
5 -	38.526	76.9	52.460	74.2	28.694	104.8	1:59.680 (1)	73.19		14:20:02.165
6 -	38.570	79.3	52.503	76.0	29.007	103.2	2:00.080 (2)	72.95	0.400	14:22:02.245
7 -	38.200	81.3	52.243	66.9	29.889	103.8	2:00.332 (3)	72.79	0.652	14:24:02.577

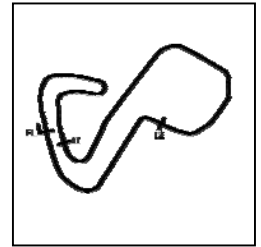
P8		94 B		Chris PORRITT			Lola T202			
IDEAL LAP TIME : 2:01.194		BEST LAP TIME : 2:01.820			DIFFERENCE : 0.626					
LAP	SECTOR 1		SECTOR 2		SECTOR 3		LAP TIME	MPH	DIFF	TIME OF DAY
1 -			69.6	29.555	103.2	2:14.702	65.03	12.882	14:11:59.138	
2 -	39.221	83.7	53.904	73.1	29.611	105.0	2:02.736	71.37	0.916	14:14:01.874
3 -	38.516	83.1	54.179	69.9	30.105	104.3	2:02.800	71.33	0.980	14:16:04.674
4 -	38.300	84.4	53.507	71.6	30.408	103.4	2:02.215 (2)	71.67	0.395	14:18:06.889
5 -	39.064	84.5	54.061	69.9	29.451	103.5	2:02.576 (3)	71.46	0.756	14:20:09.465
6 -	39.026	77.4	54.260	67.5	29.792	102.9	2:03.078	71.17	1.258	14:22:12.543
7 -	38.333	83.0	54.100	66.7	29.387	99.2	2:01.820 (1)	71.90		14:24:14.363

P9		21 B		Ross DRYBROUGH			March 709			
IDEAL LAP TIME : 2:02.372		BEST LAP TIME : 2:02.595			DIFFERENCE : 0.223					
LAP	SECTOR 1		SECTOR 2		SECTOR 3		LAP TIME	MPH	DIFF	TIME OF DAY
1 -			64.4	30.205	102.6	2:12.363	66.18	9.768	14:11:56.799	
2 -	39.588	81.8	53.612	69.2	29.505	103.0	2:02.705 (2)	71.38	0.110	14:13:59.504
3 -	39.632	81.3	58.439	70.7	29.638	104.5	2:07.709	68.59	5.114	14:16:07.213
4 -	39.319	81.8	54.250	69.2	31.385	89.9	2:04.954	70.10	2.359	14:18:12.167
5 -	42.093	80.0	54.444	71.6	30.314	101.0	2:06.851	69.05	4.256	14:20:19.018
6 -	40.114	79.7	54.147	64.9	29.557	96.2	2:03.818 (3)	70.74	1.223	14:22:22.836
7 -	39.277	82.5	53.835	69.2	29.483	100.6	2:02.595 (1)	71.45		14:24:25.431

P10		24 HF3B		Jeremey TIMMS			Chevron B15			
IDEAL LAP TIME : 1:59.397		BEST LAP TIME : 1:59.397			DIFFERENCE : 0.000					
LAP	SECTOR 1		SECTOR 2		SECTOR 3		LAP TIME	MPH	DIFF	TIME OF DAY
1 -			68.1	32.608	90.3	2:39.491	54.92	40.094	14:12:23.927	
2 -	41.553	78.6	53.505	71.3	29.820	99.7	2:04.878	70.14	5.481	14:14:28.805
3 -	39.057	82.3	54.906	65.0	30.138	104.5	2:04.101	70.58	4.704	14:16:32.906
4 -	39.506	80.8	54.741	64.8	30.047	102.9	2:04.294	70.47	4.897	14:18:37.200
5 -	39.171	80.3	54.295	69.6	29.295	104.5	2:02.761 (3)	71.35	3.364	14:20:39.961
6 -	38.797	80.7	53.415	70.5	29.031	104.5	2:01.243 (2)	72.25	1.846	14:22:41.204
7 -	37.868	83.7	52.707	69.5	28.822	103.4	1:59.397 (1)	73.36		14:24:40.601

Classic Formula Ford with HSCC Historic Formula 3

RACE 7 - SECTOR ANALYSIS



SECTOR 1 = FL to I1, SECTOR 2 = I1 to I2, SECTOR 3 = I2 to FL, DIFF = Difference To Personal Best Lap, P = Crossed Finish Line in Pit Lane, D = Time Disallowed

P11 87 B		Ian JEARY		Elden Mk8						
IDEAL LAP TIME : 2:06.155		BEST LAP TIME : 2:06.827		DIFFERENCE : 0.672						
LAP	SECTOR 1	SECTOR 2	SECTOR 3	LAP TIME	MPH	DIFF	TIME OF DAY			
1 -		70.5	31.091	97.5	2:17.628	63.64	10.801	14:12:02.064		
2 -	40.992	80.2	55.932	70.8	30.374	99.4	2:07.298 (2)	68.81	0.471	14:14:09.362
3 -	40.641	77.4	56.088	70.7	30.875	98.6	2:07.604 (3)	68.64	0.777	14:16:16.966
4 -	40.854	79.5	56.528	69.1	30.315	98.1	2:07.697	68.59	0.870	14:18:24.663
5 -	40.406	79.7	57.816	70.5	30.412	99.1	2:08.634	68.09	1.807	14:20:33.297
6 -	41.266	81.0	56.357	69.2	31.010	97.9	2:08.633	68.09	1.806	14:22:41.930
7 -	39.908	80.7	56.183	71.2	30.736	95.8	2:06.827 (1)	69.06		14:24:48.757

P12 149 A		Mark HARRISON		Royale RP21						
IDEAL LAP TIME : 2:05.893		BEST LAP TIME : 2:05.904		DIFFERENCE : 0.011						
LAP	SECTOR 1	SECTOR 2	SECTOR 3	LAP TIME	MPH	DIFF	TIME OF DAY			
1 -		69.1	30.805	98.5	2:19.881	62.62	13.977	14:12:04.317		
2 -	41.308	70.8	58.932	59.7	31.574	95.8	2:11.814	66.45	5.910	14:14:16.131
3 -	41.866	71.6	58.868	62.6	31.594	98.9	2:12.328	66.19	6.424	14:16:28.459
4 -	40.880	75.4	57.562	62.5	31.467	100.0	2:09.909	67.43	4.005	14:18:38.368
5 -	40.764	79.5	56.439	65.9	30.943	98.9	2:08.146 (2)	68.35	2.242	14:20:46.514
6 -	40.435	76.7	58.418	66.3	30.937	98.8	2:09.790 (3)	67.49	3.886	14:22:56.304
7 -	40.446	77.1	55.548	64.7	29.910	98.9	2:05.904 (1)	69.57		14:25:02.208

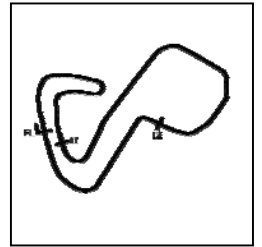
P13 28 A		Alan FINCHAM		Van Diemen RF80						
IDEAL LAP TIME : 2:05.689		BEST LAP TIME : 2:05.689		DIFFERENCE : 0.000						
LAP	SECTOR 1	SECTOR 2	SECTOR 3	LAP TIME	MPH	DIFF	TIME OF DAY			
1 -		62.9	31.126	99.5	2:23.079	61.22	17.390	14:12:07.515		
2 -	41.707	75.8	1:00.464	62.6	31.447	100.9	2:13.618	65.55	7.929	14:14:21.133
3 -	41.067	78.0	58.250	61.0	31.120	101.2	2:10.437	67.15	4.748	14:16:31.570
4 -	40.280	79.9	57.570	65.2	30.852	99.4	2:08.702 (2)	68.06	3.013	14:18:40.272
5 -	40.087	79.2	57.055	61.6	31.822	101.0	2:08.964	67.92	3.275	14:20:49.236
6 -	40.107	77.8	57.620	60.6	31.087	100.1	2:08.814 (3)	68.00	3.125	14:22:58.050
7 -	39.655	75.5	55.778	67.1	30.256	100.1	2:05.689 (1)	69.69		14:25:03.739

P14 25 HF3B		Andrew HIBBERD		Brabham BT18						
IDEAL LAP TIME : 2:03.356		BEST LAP TIME : 2:04.434		DIFFERENCE : 1.078						
LAP	SECTOR 1	SECTOR 2	SECTOR 3	LAP TIME	MPH	DIFF	TIME OF DAY			
1 -		73.6	31.067	91.8	2:39.435	54.94	35.001	14:12:23.871		
2 -	42.463	80.9	53.684	72.8	37.530	89.1	2:13.677	65.52	9.243	14:14:37.548
3 -	40.682	82.3	55.103	71.3	30.402	102.4	2:06.187	69.41	1.753	14:16:43.735
4 -	39.695	82.8	54.187	73.1	30.552	101.6	2:04.434 (1)	70.39		14:18:48.169
5 -	39.544	83.0	55.041	67.5	30.558	101.6	2:05.143 (3)	69.99	0.709	14:20:53.312
6 -	40.960	78.7	55.014	71.3	30.211	101.0	2:06.185	69.42	1.751	14:22:59.497
7 -	39.674	79.9	54.782	66.2	30.128	96.0	2:04.584 (2)	70.31	0.150	14:25:04.081

P15 47 A		Ben HADFIELD		Van Diemen RF78						
IDEAL LAP TIME : 2:07.417		BEST LAP TIME : 2:08.019		DIFFERENCE : 0.602						
LAP	SECTOR 1	SECTOR 2	SECTOR 3	LAP TIME	MPH	DIFF	TIME OF DAY			
1 -		59.2	31.642	97.1	2:23.977	60.84	15.958	14:12:08.413		
2 -	41.236	75.1	1:00.512	57.5	31.674	98.9	2:13.422	65.65	5.403	14:14:21.835
3 -	41.295	76.0	58.981	58.8	32.102	99.1	2:12.378	66.17	4.359	14:16:34.213
4 -	40.684	78.8	57.661	62.2	31.169	101.3	2:09.514 (3)	67.63	1.495	14:18:43.727
5 -	41.267	71.5	57.190	66.0	31.511	96.8	2:09.968	67.39	1.949	14:20:53.695
6 -	41.207	79.9	56.660	64.4	30.679	101.0	2:08.546 (2)	68.14	0.527	14:23:02.241
7 -	40.100	79.8	56.638	64.9	31.281	91.3	2:08.019 (1)	68.42		14:25:10.260

Classic Formula Ford with HSCC Historic Formula 3

RACE 7 - SECTOR ANALYSIS



SECTOR 1 = FL to I1, SECTOR 2 = I1 to I2, SECTOR 3 = I2 to FL, DIFF = Difference To Personal Best Lap, P = Crossed Finish Line in Pit Lane, D = Time Disallowed

P16 111 HF3B		Simon ARMER		March 703						
IDEAL LAP TIME : 2:05.813		BEST LAP TIME : 2:05.882		DIFFERENCE : 0.069						
LAP	SECTOR 1		SECTOR 2		SECTOR 3		LAP TIME	MPH	DIFF	TIME OF DAY
1 -			63.9		30.591	103.2	2:44.501	53.25	38.619	14:12:28.937
2 -	40.961	73.2	58.152	64.4	31.165	101.2	2:10.278	67.23	4.396	14:14:39.215
3 -	40.901	75.7	55.781	64.9	30.619	102.9	2:07.301	68.81	1.419	14:16:46.516
4 -	40.724	76.0	55.507	65.7	30.267	102.1	2:06.498 (2)	69.24	0.616	14:18:53.014
5 -	40.954	76.7	55.805	65.8	30.268	103.7	2:07.027 (3)	68.96	1.145	14:21:00.041
6 -	40.522	74.8	55.024	62.1	30.336	102.1	2:05.882 (1)	69.58		14:23:05.923

P17 1 HF3B		Ian BANKHURST		Alexis Mk8						
IDEAL LAP TIME : 2:05.760		BEST LAP TIME : 2:06.559		DIFFERENCE : 0.799						
LAP	SECTOR 1		SECTOR 2		SECTOR 3		LAP TIME	MPH	DIFF	TIME OF DAY
1 -			70.4		31.068	98.6	2:41.318	54.30	34.759	14:12:25.754
2 -	41.383	77.0	57.055	64.5	31.719	95.8	2:10.157	67.30	3.598	14:14:35.911
3 -	40.720	79.0	57.446	67.3	31.135	100.1	2:09.301	67.74	2.742	14:16:45.212
4 -	40.168	79.9	55.501	66.3	31.496	98.2	2:07.165 (3)	68.88	0.606	14:18:52.377
5 -	40.508	79.9	55.850	67.4	30.785	100.3	2:07.143 (2)	68.89	0.584	14:20:59.520
6 -	39.474	82.1	55.733	66.5	31.352	100.3	2:06.559 (1)	69.21		14:23:06.079

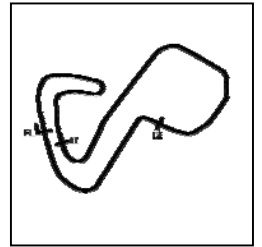
P18 77 A		Phil ATTWOOD		Crossle 32F						
IDEAL LAP TIME : 2:09.199		BEST LAP TIME : 2:09.593		DIFFERENCE : 0.394						
LAP	SECTOR 1		SECTOR 2		SECTOR 3		LAP TIME	MPH	DIFF	TIME OF DAY
1 -			64.6		30.897	102.1	2:22.143	61.62	12.550	14:12:06.579
2 -	42.023	75.3	1:00.344	63.7	31.500	101.9	2:13.867	65.43	4.274	14:14:20.446
3 -	41.342	73.7	59.738	63.7	31.981	103.4	2:13.061 (3)	65.83	3.468	14:16:33.507
4 -	40.826	78.0	57.476	66.4	31.291	101.8	2:09.593 (1)	67.59		14:18:43.100
5 -	41.682	75.1	59.803	65.7	31.277	100.9	2:12.762 (2)	65.98	3.169	14:20:55.862
6 -	41.491	74.9	1:00.279	59.5	31.539	100.3	2:13.309	65.71	3.716	14:23:09.171

P19 43 A		Richard YEOMANS		Crossle 25F						
IDEAL LAP TIME : 2:11.283		BEST LAP TIME : 2:12.024		DIFFERENCE : 0.741						
LAP	SECTOR 1		SECTOR 2		SECTOR 3		LAP TIME	MPH	DIFF	TIME OF DAY
1 -			63.7		31.683	100.9	2:24.799	60.49	12.775	14:12:09.235
2 -	42.418	75.1	59.402	63.9	31.671	98.2	2:13.491 (2)	65.62	1.467	14:14:22.726
3 -	42.205	74.2	1:00.286	61.9	31.535	100.6	2:14.026 (3)	65.35	2.002	14:16:36.752
4 -	41.419	78.8	58.449	63.8	32.156	98.2	2:12.024 (1)	66.35		14:18:48.776
5 -	41.992	75.3	1:01.105	64.1	31.870	100.1	2:14.967	64.90	2.943	14:21:03.743
6 -	41.867	75.5	1:01.317	65.8	31.415	94.9	2:14.599	65.08	2.575	14:23:18.342

P20 128 HF3B		Jason TIMMS		Brabham BT21						
IDEAL LAP TIME : 2:08.806		BEST LAP TIME : 2:09.496		DIFFERENCE : 0.690						
LAP	SECTOR 1		SECTOR 2		SECTOR 3		LAP TIME	MPH	DIFF	TIME OF DAY
1 -			65.4		30.942	102.2	2:47.765	52.21	38.269	14:12:32.201
2 -	42.580	71.4	58.670	57.9	32.094	88.6	2:13.344	65.69	3.848	14:14:45.545
3 -	42.726	74.4	58.776	62.6	30.699	102.2	2:12.201	66.26	2.705	14:16:57.746
4 -	41.086	76.1	57.021	65.9	31.389	99.7	2:09.496 (1)	67.64		14:19:07.242
5 -	41.557	77.0	58.598	61.0	31.578	99.4	2:11.733 (3)	66.49	2.237	14:21:18.975
6 -	41.495	76.1	57.125	64.0	31.408	99.4	2:10.028 (2)	67.36	0.532	14:23:29.003

Classic Formula Ford with HSCC Historic Formula 3

RACE 7 - SECTOR ANALYSIS



SECTOR 1 = FL to I1, SECTOR 2 = I1 to I2, SECTOR 3 = I2 to FL, DIFF = Difference To Personal Best Lap, P = Crossed Finish Line in Pit Lane, D = Time Disallowed

P21 69 B		Dave LOWE		Lotus 69						
IDEAL LAP TIME : 2:12.407		BEST LAP TIME : 2:13.413		DIFFERENCE : 1.006						
LAP	SECTOR 1	SECTOR 2	SECTOR 3	LAP TIME	MPH	DIFF	TIME OF DAY			
1 -		64.5	40.203	93.9	2:37.205	55.72	23.792	14:12:21.641		
2 -	44.758	77.4	1:01.731	60.3	32.835	98.5	2:19.324	62.87	5.911	14:14:40.965
3 -	42.416	71.7	1:00.419	66.3	31.753	98.6	2:14.588	65.08	1.175	14:16:55.553
4 -	41.701	79.0	1:00.454	70.7	31.557	99.2	2:13.712 (3)	65.51	0.299	14:19:09.265
5 -	41.204	79.0	1:00.317	63.1	31.949	97.9	2:13.470 (2)	65.63	0.057	14:21:22.735
6 -	41.296	78.3	59.646	67.3	32.471	100.3	2:13.413 (1)	65.65		14:23:36.148

P22 116 HF3B		Mark LINSTONE		Brabham BT21						
IDEAL LAP TIME : 2:11.390		BEST LAP TIME : 2:11.942		DIFFERENCE : 0.552						
LAP	SECTOR 1	SECTOR 2	SECTOR 3	LAP TIME	MPH	DIFF	TIME OF DAY			
1 -		66.6	31.626	99.7	2:45.328	52.98	33.386	14:12:29.764		
2 -	42.097	76.8	1:00.273	60.4	33.610	92.9	2:15.980	64.42	4.038	14:14:45.744
3 -	42.273	79.4	58.648	62.7	31.869	98.1	2:12.790 (3)	65.96	0.848	14:16:58.534
4 -	42.916	74.5	59.303	63.8	31.289	95.7	2:13.508	65.61	1.566	14:19:12.042
5 -	42.329	77.6	58.595	64.1	31.670	97.9	2:12.594 (2)	66.06	0.652	14:21:24.636
6 -	42.236	77.1	58.004	63.3	31.702	93.0	2:11.942 (1)	66.39		14:23:36.578

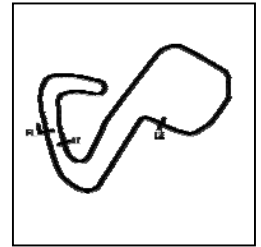
P23 9 HF3B		Andrew TART		Merlyn Mk9						
IDEAL LAP TIME : 2:11.800		BEST LAP TIME : 2:11.949		DIFFERENCE : 0.149						
LAP	SECTOR 1	SECTOR 2	SECTOR 3	LAP TIME	MPH	DIFF	TIME OF DAY			
1 -		66.7	31.442	101.3	2:51.072	51.20	39.123	14:12:35.508		
2 -	42.489	77.3	58.280	66.0	31.180	101.9	2:11.949 (1)	66.38		14:14:47.457
3 -	42.340	78.1	1:10.693	63.2	31.762	100.4	2:24.795	60.49	12.846	14:17:12.252
4 -	43.208	78.3	59.577	65.4	31.464	100.6	2:14.249	65.25	2.300	14:19:26.501
5 -	42.869	77.9	59.030	64.2	32.346	101.0	2:14.245 (3)	65.25	2.296	14:21:40.746
6 -	42.643	80.4	59.259	64.2	31.311	99.5	2:13.213 (2)	65.75	1.264	14:23:53.959

P24 880 A		Tim BENNETT		Hawke DL21						
IDEAL LAP TIME : 2:14.994		BEST LAP TIME : 2:15.065		DIFFERENCE : 0.071						
LAP	SECTOR 1	SECTOR 2	SECTOR 3	LAP TIME	MPH	DIFF	TIME OF DAY			
1 -		59.8	34.388	84.2	2:35.141	56.46	20.076	14:12:19.577		
2 -	47.304	72.7	1:04.384	63.0	32.840	92.8	2:24.528	60.61	9.463	14:14:44.105
3 -	43.261	76.5	1:01.657	65.9	32.484	94.7	2:17.402 (2)	63.75	2.337	14:17:01.507
4 -	42.233	77.3	1:00.277	65.0	32.555	94.1	2:15.065 (1)	64.85		14:19:16.572
5 -	42.727	74.8	1:14.689	58.7	32.811	92.9	2:30.227	58.31	15.162	14:21:46.799
6 -	44.218	74.8	1:01.151	61.1	33.327	91.4	2:18.696 (3)	63.15	3.631	14:24:05.495

P25 96 HF3B		Keith MESSER		Vesey Ford						
IDEAL LAP TIME : 2:19.263		BEST LAP TIME : 2:20.349		DIFFERENCE : 1.086						
LAP	SECTOR 1	SECTOR 2	SECTOR 3	LAP TIME	MPH	DIFF	TIME OF DAY			
1 -		58.0	33.297	90.6	3:01.218	48.33	40.869	14:12:45.654		
2 -	44.052	66.5	1:03.746	59.5	32.750	97.1	2:20.548 (2)	62.32	0.199	14:15:06.202
3 -	43.408	68.3	1:03.712	58.1	33.550	83.3	2:20.670 (3)	62.27	0.321	14:17:26.872
4 -	44.045	68.4	1:04.897	60.2	33.052	96.0	2:21.994	61.69	1.645	14:19:48.866
5 -	44.015	67.3	1:04.523	58.0	33.007	97.9	2:21.545	61.88	1.196	14:22:10.411
6 -	44.056	68.4	1:03.105	56.1	33.188	94.1	2:20.349 (1)	62.41		14:24:30.760

Classic Formula Ford with HSCC Historic Formula 3

RACE 7 - SECTOR ANALYSIS



SECTOR 1 = FL to I1, SECTOR 2 = I1 to I2, SECTOR 3 = I2 to FL, DIFF = Difference To Personal Best Lap, P = Crossed Finish Line in Pit Lane, D = Time Disallowed

P26 26 HF3B Steve SEAMAN			Brabham BT21							
IDEAL LAP TIME : 2:09.666			BEST LAP TIME : 2:10.277			DIFFERENCE : 0.611				
LAP	SECTOR 1		SECTOR 2		SECTOR 3		LAP TIME	MPH	DIFF	TIME OF DAY
1 -		67.5	1:02.047	60.5	33.937	98.1	4:04.877	35.77	1:54.600	14:13:49.313
2 -	43.397	69.5	1:01.824	61.2	32.169	103.8	2:17.390	63.75	7.113	14:16:06.703
3 -	43.016	76.0	59.431	62.1	31.686	101.3	2:14.133	65.30	3.856	14:18:20.836
4 -	41.693	69.9	1:01.279	61.1	31.143	101.8	2:14.115 (3)	65.31	3.838	14:20:34.951
5 -	42.446	78.0	58.226	66.0	30.629	102.9	2:11.301 (2)	66.71	1.024	14:22:46.252
6 -	40.825	78.2	58.212	65.7	31.240	99.7	2:10.277 (1)	67.24		14:24:56.529

P27 34 HF3B Gil DUFFY			Brabham BT21B							
IDEAL LAP TIME : 2:24.503			BEST LAP TIME : 2:26.910			DIFFERENCE : 2.407				
LAP	SECTOR 1		SECTOR 2		SECTOR 3		LAP TIME	MPH	DIFF	TIME OF DAY
1 -		54.6	1:07.447	57.0	33.234	86.0	3:20.253	43.74	53.343	14:13:04.689
2 -	47.635	65.2	1:07.346	55.9	34.308	89.5	2:29.289	58.67	2.379	14:15:33.978
3 -	44.884	64.9	1:10.008	58.8	35.247	90.0	2:30.139	58.34	3.229	14:18:04.117
4 -	45.906	66.9	1:07.907	54.6	34.457	89.1	2:28.270 (3)	59.08	1.360	14:20:32.387
5 -	47.070	68.7	1:06.596	56.3	34.222	94.3	2:27.888 (2)	59.23	0.978	14:23:00.275
6 -	44.673	76.0	1:07.407	56.0	34.830	84.7	2:26.910 (1)	59.62		14:25:27.185

P28 55 HF3B Paul BOOTH			Brabham BT21							
IDEAL LAP TIME : 2:30.716			BEST LAP TIME : 2:32.654			DIFFERENCE : 1.938				
LAP	SECTOR 1		SECTOR 2		SECTOR 3		LAP TIME	MPH	DIFF	TIME OF DAY
1 -				51.8	34.940	92.3	3:09.277	46.28	36.623	14:12:53.713
2 -	46.698	60.4	1:09.078	46.4	36.878	83.7	2:32.654 (1)	57.38		14:15:26.367
3 -	50.569	52.2	1:16.183	43.4	37.756	88.8	2:44.508	53.24	11.854	14:18:10.875
4 -	51.410	53.0	1:11.221	50.5	37.384	78.6	2:40.015 (3)	54.74	7.361	14:20:50.890
5 -	50.321	61.5	1:12.172	48.4	36.196	69.0	2:38.689 (2)	55.20	6.035	14:23:29.579

P29 16 B Simon TOYNE			Lola T200							
IDEAL LAP TIME : 2:00.888			BEST LAP TIME : 2:01.407			DIFFERENCE : 0.519				
LAP	SECTOR 1		SECTOR 2		SECTOR 3		LAP TIME	MPH	DIFF	TIME OF DAY
1 -				39.7	30.623	104.2	2:11.605 (3)	66.56	10.198	14:11:56.041
2 -	38.956	84.7	54.184	71.6	29.182	106.5	2:02.322 (2)	71.61	0.915	14:13:58.363
3 -	38.363	83.6	53.663	72.3	29.381	107.3	2:01.407 (1)	72.15		14:15:59.770

P30 11 A Mike SAUNDERS			PRS RH01							
IDEAL LAP TIME : 2:16.795			BEST LAP TIME : 2:18.247			DIFFERENCE : 1.452				
LAP	SECTOR 1		SECTOR 2		SECTOR 3		LAP TIME	MPH	DIFF	TIME OF DAY
1 -				62.0	42.729	90.0	2:38.685 (3)	55.20	20.438	14:12:23.121
2 -	44.922	75.7	1:03.804	61.8	32.642	95.7	2:21.368 (2)	61.96	3.121	14:14:44.489
3 -	44.396	74.3	1:01.782	61.7	32.069	98.3	2:18.247 (1)	63.36		14:17:02.736

P31 44 HF3B Peter HAMILTON			Tecno							
IDEAL LAP TIME : 2:12.801			BEST LAP TIME : 2:15.053			DIFFERENCE : 2.252				
LAP	SECTOR 1		SECTOR 2		SECTOR 3		LAP TIME	MPH	DIFF	TIME OF DAY
1 -				66.2	31.001	99.4	2:46.769 (2)	52.52	31.716	14:12:31.205
2 -	41.661	76.8	1:00.139	61.2	33.253	89.3	2:15.053 (1)	64.86		14:14:46.258

Classic Formula Ford with HSCC Historic Formula 3

RACE 7 - BEST SECTORS

SECTOR 1			SECTOR 2			SECTOR 3			IDEAL / BEST COMPARISON						
POS	NO	NAME	TIME	NO	NAME	TIME	NO	NAME	TIME	POS	NO	NAME	IDEAL	BEST	DIFF
													PERFECT LAP	1:51.938	
1	7	JACKSON	35.533	39	CHART	49.021	39	CHART	27.384	1	7	JACKSON	1:52.141	1:52.141	0.000
2	39	CHART	35.991	7	JACKSON	49.031	7	JACKSON	27.577	2	39	CHART	1:52.396	1:52.396	0.000
3	18	TINKLER	36.642	18	TINKLER	51.233	49	HARRISON	27.848	3	18	TINKLER	1:55.874	1:57.181	1.307
4	3	MORRIS	36.746	3	MORRIS	51.718	3	MORRIS	27.984	4	3	MORRIS	1:56.448	1:56.797	0.349
5	49	HARRISON	36.905	49	HARRISON	51.942	18	TINKLER	27.999	5	49	HARRISON	1:56.695	1:56.695	0.000
6	13	KESTENBAUM	37.741	4	AHRENS	52.243	4	AHRENS	28.694	6	13	KESTENBAUM	1:59.094	1:59.094	0.000
7	24	TIMMS	37.868	13	KESTENBAUM	52.487	24	TIMMS	28.822	7	4	AHRENS	1:59.137	1:59.680	0.543
8	4	AHRENS	38.200	24	TIMMS	52.707	13	KESTENBAUM	28.866	8	24	TIMMS	1:59.397	1:59.397	0.000
9	94	PORRITT	38.300	16	TOYNE	53.343	16	TOYNE	29.182	9	16	TOYNE	2:00.888	2:01.407	0.519
10	16	TOYNE	38.363	94	PORRITT	53.507	94	PORRITT	29.387	10	94	PORRITT	2:01.194	2:01.820	0.626
11	21	DRYBROUGH	39.277	21	DRYBROUGH	53.612	21	DRYBROUGH	29.483	11	21	DRYBROUGH	2:02.372	2:02.595	0.223
12	1	BANKHURST	39.474	25	HIBBERD	53.684	149	HARRISON	29.910	12	25	HIBBERD	2:03.356	2:04.434	1.078
13	25	HIBBERD	39.544	111	ARMER	55.024	25	HIBBERD	30.128	13	28	FINCHAM	2:05.689	2:05.689	0.000
14	28	FINCHAM	39.655	1	BANKHURST	55.501	28	FINCHAM	30.256	14	1	BANKHURST	2:05.760	2:06.559	0.799
15	87	JEARY	39.908	149	HARRISON	55.548	111	ARMER	30.267	15	111	ARMER	2:05.813	2:05.882	0.069
16	47	HADFIELD	40.100	28	FINCHAM	55.778	87	JEARY	30.315	16	149	HARRISON	2:05.893	2:05.904	0.011
17	149	HARRISON	40.435	87	JEARY	55.932	26	SEAMAN	30.629	17	87	JEARY	2:06.155	2:06.827	0.672
18	111	ARMER	40.522	47	HADFIELD	56.638	47	HADFIELD	30.679	18	47	HADFIELD	2:07.417	2:08.019	0.602
19	26	SEAMAN	40.825	128	TIMMS	57.021	128	TIMMS	30.699	19	128	TIMMS	2:08.806	2:09.496	0.690
20	77	ATTWOOD	40.826	77	ATTWOOD	57.476	1	BANKHURST	30.785	20	77	ATTWOOD	2:09.199	2:09.593	0.394
21	128	TIMMS	41.086	116	LINSTONE	58.004	77	ATTWOOD	30.897	21	26	SEAMAN	2:09.666	2:10.277	0.611
22	69	LOWE	41.204	26	SEAMAN	58.212	44	HAMILTON	31.001	22	43	YEOMANS	2:11.283	2:12.024	0.741
23	43	YEOMANS	41.419	9	TART	58.280	9	TART	31.180	23	116	LINSTONE	2:11.390	2:11.942	0.552
24	44	HAMILTON	41.661	43	YEOMANS	58.449	116	LINSTONE	31.289	24	9	TART	2:11.800	2:11.949	0.149
25	116	LINSTONE	42.097	69	LOWE	59.646	43	YEOMANS	31.415	25	69	LOWE	2:12.407	2:13.413	1.006
26	880	BENNETT	42.233	44	HAMILTON	1:00.139	69	LOWE	31.557	26	44	HAMILTON	2:12.801	2:15.053	2.252
27	9	TART	42.340	880	BENNETT	1:00.277	11	SAUNDERS	32.069	27	880	BENNETT	2:14.994	2:15.065	0.071
28	11	SAUNDERS	42.944	11	SAUNDERS	1:01.782	880	BENNETT	32.484	28	11	SAUNDERS	2:16.795	2:18.247	1.452
29	96	MESSER	43.408	96	MESSER	1:03.105	96	MESSER	32.750	29	96	MESSER	2:19.263	2:20.349	1.086
30	34	DUFFY	44.673	34	DUFFY	1:06.596	34	DUFFY	33.234	30	34	DUFFY	2:24.503	2:26.910	2.407
31	55	BOOTH	46.698	55	BOOTH	1:09.078	55	BOOTH	34.940	31	55	BOOTH	2:30.716	2:32.654	1.938

Weather / Track : Overcast / Drying

Results can be found at www.tsl-timing.com

Brands Hatch GP

Circuit Length = 2.4332 miles

Start: 14:09 Flag 14:23 End: 14:25

Printed - 14:25 Saturday, 10 July 2021

Classic Formula Ford with HSCC Historic Formula 3

RACE 7 - BEST SPEEDS

POS	INTERMEDIATE 1			INTERMEDIATE 2			FINISH LINE		
	NO	NAME	MPH	NO	NAME	MPH	NO	NAME	MPH
1	3	MORRIS	88.1	39	CHART	83.6	49	HARRISON	108.0
2	49	HARRISON	88.0	7	JACKSON	81.2	3	MORRIS	107.5
3	7	JACKSON	87.9	18	TINKLER	80.3	16	TOYNE	107.3
4	39	CHART	86.8	49	HARRISON	80.2	7	JACKSON	106.5
5	16	TOYNE	85.8	3	MORRIS	79.8	39	CHART	106.5
6	94	PORRITT	84.5	4	AHRENS	76.0	18	TINKLER	106.0
7	13	KESTENBAUM	84.0	13	KESTENBAUM	74.8	13	KESTENBAUM	105.6
8	24	TIMMS	83.7	25	HIBBERD	73.6	94	PORRITT	105.0
9	18	TINKLER	83.5	94	PORRITT	73.1	4	AHRENS	104.8
10	25	HIBBERD	83.0	16	TOYNE	72.3	21	DRYBROUGH	104.5
11	21	DRYBROUGH	82.5	21	DRYBROUGH	71.6	24	TIMMS	104.5
12	1	BANKHURST	82.1	24	TIMMS	71.3	26	SEAMAN	103.8
13	4	AHRENS	81.4	87	JEARY	71.2	111	ARMER	103.7
14	87	JEARY	81.0	69	LOWE	70.7	77	ATTWOOD	103.4
15	9	TART	80.4	1	BANKHURST	70.4	25	HIBBERD	102.4
16	28	FINCHAM	79.9	149	HARRISON	69.1	128	TIMMS	102.2
17	47	HADFIELD	79.9	28	FINCHAM	67.1	9	TART	101.9
18	149	HARRISON	79.5	9	TART	66.7	47	HADFIELD	101.3
19	116	LINSTONE	79.4	116	LINSTONE	66.6	28	FINCHAM	101.2
20	69	LOWE	79.0	77	ATTWOOD	66.4	43	YEOMANS	100.9
21	43	YEOMANS	78.8	44	HAMILTON	66.2	1	BANKHURST	100.3
22	26	SEAMAN	78.2	47	HADFIELD	66.0	69	LOWE	100.3
23	77	ATTWOOD	78.0	26	SEAMAN	66.0	149	HARRISON	100.0
24	880	BENNETT	77.3	128	TIMMS	65.9	116	LINSTONE	99.7
25	128	TIMMS	77.0	880	BENNETT	65.9	87	JEARY	99.4
26	44	HAMILTON	76.8	111	ARMER	65.8	44	HAMILTON	99.4
27	111	ARMER	76.7	43	YEOMANS	65.8	11	SAUNDERS	98.3
28	34	DUFFY	76.0	11	SAUNDERS	62.0	96	MESSER	97.9
29	11	SAUNDERS	75.7	96	MESSER	60.2	880	BENNETT	94.7
30	96	MESSER	68.4	34	DUFFY	58.8	34	DUFFY	94.3
31	55	BOOTH	61.5	55	BOOTH	51.8	55	BOOTH	92.3

Weather / Track : Overcast / Drying

Results can be found at www.tsl-timing.com

Brands Hatch GP

Circuit Length = 2.4332 miles

Start: 14:09 Flag 14:23 End: 14:25

Printed - 14:27 Saturday, 10 July 2021

Classic Formula Ford with HSCC Historic Formula 3

RACE 7 - STATISTICS

Competitors Started 31
Planned Start 2021-07-10 @ 13:50:00.000
Actual Start 2021-07-10 @ 14:09:44.435
Finish Time 2021-07-10 @ 14:23:03.688
Track Length 2.4332mi.
Total Laps 190
Total Distance Covered 462.3250mi.

Session Fastest Lap History

NO	CL	NAME	LAP TIME	TIME OF DAY	LAP	VEHICLE
7	B	Cam JACKSON	1:58.216	14:11:42.665	1	Winkelmann WDF2
7	B	Cam JACKSON	1:53.401	14:13:36.068	2	Winkelmann WDF2
7	B	Cam JACKSON	1:53.163	14:15:29.228	3	Winkelmann WDF2
7	B	Cam JACKSON	1:52.141	14:19:15.386	5	Winkelmann WDF2

Session Leader History

NO	CL	NAME	FROM LAP	LAPS LED	DISTANCE	VEHICLE
7	B	Cam JACKSON	1	7	17.03 miles	Winkelmann WDF2

Flag History

TYPE	TIME OF DAY
GREEN	14:09:44.435
FINISH	14:23:03.688

Flag Statistics

TYPE	COUNT	TOTAL LAPS	TOTAL TIME
Green	1	7	16:00.289
Red	0	0	0.000
Safety Car	0	0	0.000
FCY	0	0	0.000

Classic Formula Ford with HSCC Historic Formula 3

RACE 7 - STATISTICS

CLASS : A

13 Starters

Fastest Lap History

NO	NAME	LAP TIME	TIME OF DAY	LAP	VEHICLE
39	Henry CHART	1:59.698	14:11:44.150	1	Van Diemen RF81
39	Henry CHART	1:54.781	14:13:38.931	2	Van Diemen RF81
39	Henry CHART	1:54.320	14:15:33.252	3	Van Diemen RF81
39	Henry CHART	1:53.986	14:17:27.238	4	Van Diemen RF81
39	Henry CHART	1:52.396	14:19:19.633	5	Van Diemen RF81

Leader History

NO	NAME	FROM LAP	LAPS LED	DISTANCE	VEHICLE
39	Henry CHART	1	7	17.03 miles	Van Diemen RF81

Classic Formula Ford with HSCC Historic Formula 3

RACE 7 - STATISTICS

CLASS : B

6 Starters

Fastest Lap History

NO	NAME	LAP TIME	TIME OF DAY	LAP	VEHICLE
7	Cam JACKSON	1:58.216	14:11:42.665	1	Winkelmann WDF2
7	Cam JACKSON	1:53.401	14:13:36.068	2	Winkelmann WDF2
7	Cam JACKSON	1:53.163	14:15:29.228	3	Winkelmann WDF2
7	Cam JACKSON	1:52.141	14:19:15.386	5	Winkelmann WDF2

Leader History

NO	NAME	FROM LAP	LAPS LED	DISTANCE	VEHICLE
7	Cam JACKSON	1	7	17.03 miles	Winkelmann WDF2

Classic Formula Ford with HSCC Historic Formula 3

RACE 7 - STATISTICS

CLASS : HF3B

12 Starters

Fastest Lap History

NO	NAME	LAP TIME	TIME OF DAY	LAP	VEHICLE
25	Andrew HIBBERD	2:39.435	14:12:23.899	1	Brabham BT18
24	Jeremy TIMMS	2:04.878	14:14:28.840	2	Chevron B15
24	Jeremy TIMMS	2:04.101	14:16:32.939	3	Chevron B15
24	Jeremy TIMMS	2:02.761	14:20:39.995	5	Chevron B15
24	Jeremy TIMMS	2:01.243	14:22:41.237	6	Chevron B15
24	Jeremy TIMMS	1:59.397	14:24:40.633	7	Chevron B15

Leader History

NO	NAME	FROM LAP	LAPS LED	DISTANCE	VEHICLE
25	Andrew HIBBERD	1	1	2.43 miles	Brabham BT18
24	Jeremy TIMMS	2	6	14.59 miles	Chevron B15

Sheet No:

Issue Time:



Classic Formula Ford with HSCC Historic Formula 3

RACE 18 - GRID (20 minutes)

ROW 18	35	34	Gil DUFFY	36	55	Paul BOOTH
ROW 17	33	44	Peter HAMILTON	34	96	Keith MESSER
ROW 16	31	116	Mark LINSTONE	32	9	Andrew TART
ROW 15	29	128	Jason TIMMS	30	26	Steve SEAMAN
ROW 14	27	111	Simon ARMER	28	1	Ian BANKHURST
ROW 13	25	24	Jeremy TIMMS	26	25	Andrew HIBBERD
ROW 12						
ROW 11	21	73	Simon CLEWS	20	6	James FETTIPLACE
ROW 10	19	11	Mike SAUNDERS	18	16	Simon TOYNE
ROW 9	17	880	Tim BENNETT	16	69	Dave LOWE
ROW 8	15	43	Richard YEOMANS	14	77	Phil ATTWOOD
ROW 7	13	47	Ben HADFIELD	12	28	Alan FINCHAM
ROW 6	11	149	Mark HARRISON	10	87	Ian JEARY
ROW 5	9	21	Ross DRYBROUGH	8	94	Chris PORRITT
ROW 4	7	4	Joseph AHRENS	6	13	Stuart KESTENBAUM
ROW 3	5	49	Jordan HARRISON	4	3	Rick MORRIS
ROW 2	3	18	Ben TINKLER	2	39	Henry CHART
ROW 1	1	7	Cam JACKSON			
			Pole			

These results are provisional until the conclusion of any judicial and technical matters.

Brands Hatch GP
Circuit Length = 2.4332 miles

Clerk Of Course : John Hopkinson

Stewards :

Timekeeper : Nick Palmer

Sheet No:

Issue Time:



Classic Formula Ford with HSCC Historic Formula 3

RACE 18 - CLASSIFICATION

POS	NO	CL	PIC	NAME	ENTRY	LAPS	TIME	GAP	DIFF	MPH	BEST	ON
1	7	B	1	Cam JACKSON	Winkelmann WDF2	5	8:25.766			86.59	1:39.257	4
2	18	A	1	Ben TINKLER	Van Diemen RF80	5	8:30.622	4.856	4.856	85.77	1:39.986	4
3	49	A	2	Jordan HARRISON	Lola T540E	5	8:31.986	6.220	1.364	85.54	1:39.994	4
4	24	HF3B	1	Jeremy TIMMS	Chevron B15	5	8:38.092	12.326	6.106	84.53	1:40.591	4
5	39	A	3	Henry CHART	Van Diemen RF81	5	8:38.344	12.578	0.252	84.49	1:39.285	4
6	3	A	4	Rick MORRIS	Royale RP29	5	8:38.700	12.934	0.356	84.44	1:41.928	2
7	25	HF3B	2	Andrew HIBBERD	Brabham BT18	5	8:40.163	14.397	1.463	84.20	1:39.917	5
8	4	A	5	Joseph AHRENS	Van Diemen RF80	5	8:41.782	16.016	1.619	83.94	1:42.137	5
9	13	A	6	Stuart KESTENBAUM	Van Diemen RF79	5	8:46.196	20.430	4.414	83.23	1:42.628	5
10	16	B	2	Simon TOYNE	Lola T200	5	8:47.327	21.561	1.131	83.05	1:41.925	5
11	94	B	3	Chris PORRITT	Lola T202	5	8:54.854	29.088	7.527	81.88	1:44.689	5
12	1	HF3B	3	Ian BANKHURST	Alexis Mk8	5	8:57.490	31.724	2.636	81.48	1:43.804	3
13	149	A	7	Mark HARRISON	Royale RP21	5	8:57.666	31.900	0.176	81.46	1:44.716	4
14	28	A	8	Alan FINCHAM	Van Diemen RF80	5	8:58.137	32.371	0.471	81.39	1:45.073	3
15	116	HF3B	4	Mark LINSTONE	Brabham BT21	5	9:04.681	38.915	6.544	80.41	1:46.305	2
16	87	B	4	Ian JEARY	Elden Mk8	5	9:04.870	39.104	0.189	80.38	1:46.431	5
17	73	A	9	Simon CLEWS	Royale RP24	5	9:05.770	40.004	0.900	80.25	1:44.437	5
18	26	HF3B	5	Steve SEAMAN	Brabham BT21	5	9:10.219	44.453	4.449	79.60	1:46.088	5
19	77	A	10	Phil ATTWOOD	Crossle 32F	5	9:21.209	55.443	10.990	78.04	1:48.549	3
20	43	A	11	Richard YEOMANS	Crossle 25F	5	9:21.653	55.887	0.444	77.98	1:46.833	2
21	9	HF3B	6	Andrew TART	Merlyn Mk9	5	9:25.826	1:00.060	4.173	77.40	1:50.011	2
22	47	A	12	Ben HADFIELD	Van Diemen RF78	5	9:36.608	1:10.842	10.782	75.96	1:52.417	2
23	96	HF3B	7	Keith MESSER	Vesey Ford	5	9:42.298	1:16.532	5.690	75.21	1:50.401	4
24	44	HF3B	8	Peter HAMILTON	Tecno	5	10:00.540	1:34.774	18.242	72.93	1:51.754	2
25	34	HF3B	9	Gil DUFFY	Brabham BT21B	5	10:01.551	1:35.785	1.011	72.81	1:53.256	5
26	6	A	13	James FETTIPLACE	Van Diemen RF80	5	10:12.982	1:47.216	11.431	71.45	1:59.229	5
27	880	A	14	Tim BENNETT	Hawke DL21	5	10:15.632	1:49.866	2.650	71.14	1:55.646	5
28	11	A	15	Mike SAUNDERS	PRS RH01	5	10:16.965	1:51.199	1.333	70.99	1:56.304	5

NOT CLASSIFIED

DNF	55	HF3B		Paul BOOTH	Brabham BT21	3	6:22.117	2 Laps	2 Laps	68.77	2:01.098	2
-----	----	------	--	------------	--------------	---	----------	--------	--------	-------	----------	---

FASTEST LAP

7	B	Cam JACKSON	Winkelmann WDF2	4	1:39.257	88.25 mph	142.03 kph
39	A	Henry CHART	Van Diemen RF81	4	1:39.285	88.22 mph	141.99 kph
25	HF3B	Andrew HIBBERD	Brabham BT18	5	1:39.917	87.67 mph	141.09 kph

Car 111 did not participate in restarted race.

Weather / Track : Cloudy / Dry

These results are provisional until the conclusion of any judicial and technical matters.

Brands Hatch GP: 2.4332 miles

Race Distance: 5 Laps / 12.16 miles

Start: 15:08 Flag 15:16 End: 15:18

Clerk Of Course : John Hopkinson	Stewards :	Timekeeper : Nick Palmer
----------------------------------	------------	--------------------------

Classic Formula Ford with HSCC Historic Formula 3

RACE 18 - LAP CHART

LAP 1 @ 15:09:53.900			LAP 2 @ 15:11:34.886			LAP 3 @ 15:13:14.681			LAP 4 @ 15:14:53.938			LAP 5 @ 15:16:33.601		
NO	BEHIND	LAP TIME	NO	BEHIND	LAP TIME	NO	BEHIND	LAP TIME	NO	BEHIND	LAP TIME	NO	BEHIND	LAP TIME
7		1:46.065	7		1:40.986	7		1:39.795	7		1:39.257	7		1:39.663
39	0.389	1:46.454	39	0.164	1:40.761	39	0.155	1:39.786	39	0.183	1:39.285	18	4.856	1:40.608
49	1.866	1:47.931	18	2.575	1:41.536	18	3.182	1:40.402	18	3.911	1:39.986	49	6.220	1:41.818
18	2.025	1:48.090	49	2.733	1:41.853	49	3.328	1:40.390	49	4.065	1:39.994	24	12.326	1:41.587
3	2.859	1:48.924	3	3.801	1:41.928	3	6.186	1:42.180	3	9.255	1:42.326	39	12.578	1:52.058
4	5.181	1:51.246	4	7.179	1:42.984	24	9.068	1:40.805	24	10.402	1:40.591	3	12.934	1:43.342
13	6.640	1:52.705	24	8.058	1:41.272	4	10.509	1:43.125	4	13.542	1:42.290	25	14.397	1:39.917
24	7.772	1:53.837	13	9.680	1:44.026	25	13.411	1:41.249	25	14.143	1:39.989	4	16.016	1:42.137
94	7.980	1:54.045	25	11.957	1:43.912	13	13.880	1:43.995	13	17.465	1:42.842	13	20.430	1:42.628
28	8.274	1:54.339	28	12.502	1:45.214	16	16.314	1:43.422	16	19.299	1:42.242	16	21.561	1:41.925
16	8.987	1:55.052	16	12.687	1:44.686	28	17.780	1:45.073	94	24.062	1:45.064	94	29.088	1:44.689
25	9.031	1:55.096	94	13.165	1:46.171	94	18.255	1:44.885	28	24.492	1:45.969	1	31.724	1:46.375
149	10.454	1:56.519	149	14.738	1:45.270	1	18.878	1:43.804	1	25.012	1:45.391	149	31.900	1:46.171
1	11.136	1:57.201	1	14.869	1:44.719	149	19.933	1:44.990	149	25.392	1:44.716	28	32.371	1:47.542
87	12.149	1:58.214	116	17.496	1:46.305	116	24.599	1:46.898	116	31.772	1:46.430	116	38.915	1:46.806
116	12.177	1:58.242	87	18.163	1:47.000	87	25.033	1:46.665	87	32.336	1:46.560	87	39.104	1:46.431
43	12.814	1:58.879	43	18.661	1:46.833	43	27.483	1:48.617	73	35.230	1:46.479	73	40.004	1:44.437
73	13.656	1:59.721	73	19.663	1:46.993	73	28.008	1:48.140	43	37.689	1:49.463	26	44.453	1:46.088
26	14.951	2:01.016	26	20.701	1:46.736	26	28.300	1:47.394	26	38.028	1:48.985	77	55.443	1:50.880
44	16.448	2:02.513	77	24.922	1:48.969	77	33.676	1:48.549	77	44.226	1:49.807	43	55.887	1:57.861
77	16.939	2:03.004	9	27.014	1:50.011	9	37.660	1:50.441	9	49.382	1:50.979	9	1:00.060	1:50.341
9	17.989	2:04.054	44	27.216	1:51.754	47	43.714	1:52.915	47	57.487	1:53.030	47	1:10.842	1:53.018
47	19.163	2:05.228	47	30.594	1:52.417	96	54.100	1:50.569	96	1:05.244	1:50.401	96	1:16.532	1:50.951
6	25.433	2:11.498	96	43.326	1:53.936	34	1:04.433	1:56.214	44	1:21.953	1:52.896	44	1:34.774	1:52.484
96	30.376	2:16.441	6	44.960	2:00.513	6	1:06.409	2:01.244	34	1:22.192	1:57.016	34	1:35.785	1:53.256
11	30.775	2:16.840	34	48.014	1:57.832	44	1:08.314	2:20.893	6	1:27.650	2:00.498	6	1:47.216	1:59.229
34	31.168	2:17.233	11	52.728	2:02.939	11	1:14.274	2:01.341	880	1:33.883	1:58.574	880	1:49.866	1:55.646
880	32.091	2:18.156	880	53.055	2:01.950	880	1:14.566	2:01.306	11	1:34.558	1:59.541	11	1:51.199	1:56.304
55	33.234	2:19.299	55	53.346	2:01.098	55	1:15.271	2:01.720						

Weather / Track : Cloudy / Dry

Brands Hatch GP

Circuit Length = 2.4332 miles

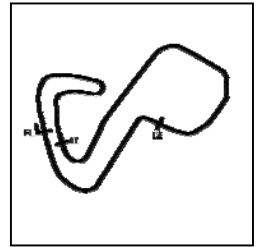
Start: 15:08 Flag 15:16 End: 15:18

Results can be found at www.tsl-timing.com

Printed - 15:19 Sunday, 11 July 2021

Classic Formula Ford with HSCC Historic Formula 3

RACE 18 - SECTOR ANALYSIS



SECTOR 1 = FL to I1, SECTOR 2 = I1 to I2, SECTOR 3 = I2 to FL, DIFF = Difference To Personal Best Lap, P = Crossed Finish Line in Pit Lane, D = Time Disallowed

P1		7 B		Cam JACKSON			Winkelmann WDF2			
IDEAL LAP TIME : 1:39.120		BEST LAP TIME : 1:39.257			DIFFERENCE : 0.137					
LAP	SECTOR 1	SECTOR 2		SECTOR 3		LAP TIME	MPH	DIFF	TIME OF DAY	
1 -		91.8	45.392	91.6	23.962	110.5	1:46.065	82.58	6.808	15:09:53.900
2 -	31.748	92.6	45.341	91.5	23.897	110.9	1:40.986	86.74	1.729	15:11:34.886
3 -	31.282	93.5	44.725	92.9	23.788	111.4	1:39.795 (3)	87.77	0.538	15:13:14.681
4 -	31.180	93.2	44.336	91.5	23.741	111.2	1:39.257 (1)	88.25		15:14:53.938
5 -	31.043	93.5	44.459	92.0	24.161	98.1	1:39.663 (2)	87.89	0.406	15:16:33.601

P2		18 A		Ben TINKLER			Van Diemen RF80			
IDEAL LAP TIME : 1:39.759		BEST LAP TIME : 1:39.986			DIFFERENCE : 0.227					
LAP	SECTOR 1	SECTOR 2		SECTOR 3		LAP TIME	MPH	DIFF	TIME OF DAY	
1 -		93.0	45.532	90.3	24.370	115.1	1:48.090	81.04	8.104	15:09:55.925
2 -	32.086	87.3	45.273	92.5	24.177	111.2	1:41.536	86.27	1.550	15:11:37.461
3 -	31.539	92.8	44.780	89.3	24.083	110.9	1:40.402 (2)	87.24	0.416	15:13:17.863
4 -	31.271	92.1	44.633	89.7	24.082	110.9	1:39.986 (1)	87.61		15:14:57.849
5 -	31.327	93.0	44.406	88.3	24.875	110.7	1:40.608 (3)	87.06	0.622	15:16:38.457

P3		49 A		Jordan HARRISON			Lola T540E			
IDEAL LAP TIME : 1:39.899		BEST LAP TIME : 1:39.994			DIFFERENCE : 0.095					
LAP	SECTOR 1	SECTOR 2		SECTOR 3		LAP TIME	MPH	DIFF	TIME OF DAY	
1 -		92.1	45.640	87.9	24.353	111.4	1:47.931	81.16	7.937	15:09:55.766
2 -	32.107	91.8	45.692	85.2	24.054	113.7	1:41.853	86.00	1.859	15:11:37.619
3 -	31.551	95.7	44.998	90.9	23.841	114.7	1:40.390 (2)	87.25	0.396	15:13:18.009
4 -	31.482	94.2	44.629	90.0	23.883	114.7	1:39.994 (1)	87.60		15:14:58.003
5 -	31.651	93.9	44.576	80.9	25.591	111.4	1:41.818 (3)	86.03	1.824	15:16:39.821

P4		24 HF3B		Jeremy TIMMS			Chevron B15			
IDEAL LAP TIME : 1:40.497		BEST LAP TIME : 1:40.591			DIFFERENCE : 0.094					
LAP	SECTOR 1	SECTOR 2		SECTOR 3		LAP TIME	MPH	DIFF	TIME OF DAY	
1 -		95.0	48.388	83.6	24.564	114.1	1:53.837	76.95	13.246	15:10:01.672
2 -	32.237	93.5	45.063	86.7	23.972	114.1	1:41.272 (3)	86.49	0.681	15:11:42.944
3 -	31.997	93.8	44.930	84.4	23.878	114.5	1:40.805 (2)	86.89	0.214	15:13:23.749
4 -	31.760	94.1	44.982	83.9	23.849	114.9	1:40.591 (1)	87.08		15:15:04.340
5 -	32.035	93.5	44.888	82.5	24.664	113.1	1:41.587	86.22	0.996	15:16:45.927

P5		39 A		Henry CHART			Van Diemen RF81			
IDEAL LAP TIME : 1:39.045		BEST LAP TIME : 1:39.285			DIFFERENCE : 0.240					
LAP	SECTOR 1	SECTOR 2		SECTOR 3		LAP TIME	MPH	DIFF	TIME OF DAY	
1 -		91.6	45.240	90.8	23.922	112.7	1:46.454	82.28	7.169	15:09:54.289
2 -	31.503	92.5	45.421	92.3	23.837	114.1	1:40.761 (3)	86.93	1.476	15:11:35.050
3 -	31.348	94.5	44.764	92.5	23.674	114.5	1:39.786 (2)	87.78	0.501	15:13:14.836
4 -	31.195	94.1	44.348	92.5	23.742	114.9	1:39.285 (1)	88.22		15:14:54.121
5 -	31.023	94.2	44.449	93.0	36.586	112.0	1:52.058	78.17	12.773	15:16:46.179

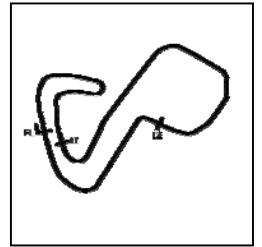
P6		3 A		Rick MORRIS			Royale RP29			
IDEAL LAP TIME : 1:41.467		BEST LAP TIME : 1:41.928			DIFFERENCE : 0.461					
LAP	SECTOR 1	SECTOR 2		SECTOR 3		LAP TIME	MPH	DIFF	TIME OF DAY	
1 -		92.8	45.891	90.1	24.271	113.1	1:48.924	80.42	6.996	15:09:56.759
2 -	32.159	92.5	45.669	89.4	24.100	113.1	1:41.928 (1)	85.94		15:11:38.687
3 -	31.710	94.2	45.657	91.5	24.813	108.9	1:42.180 (2)	85.72	0.252	15:13:20.867
4 -	32.088	93.2	45.903	87.6	24.335	111.2	1:42.326 (3)	85.60	0.398	15:15:03.193
5 -	32.111	89.7	46.467	85.2	24.764	114.3	1:43.342	84.76	1.414	15:16:46.535

Weather / Track : Cloudy / Dry

Brands Hatch GP
Circuit Length = 2.4332 miles
Start: 15:08 Flag 15:16 End: 15:18

Classic Formula Ford with HSCC Historic Formula 3

RACE 18 - SECTOR ANALYSIS



SECTOR 1 = FL to I1, SECTOR 2 = I1 to I2, SECTOR 3 = I2 to FL, DIFF = Difference To Personal Best Lap, P = Crossed Finish Line in Pit Lane, D = Time Disallowed

P7 25 HF3B Andrew HIBBERD		Brabham BT18								
IDEAL LAP TIME : 1:39.867		BEST LAP TIME : 1:39.917		DIFFERENCE : 0.050						
LAP	SECTOR 1	SECTOR 2	SECTOR 3	LAP TIME	MPH	DIFF	TIME OF DAY			
1 -		91.4	48.090	83.3	24.761	114.3	1:55.096	76.10	15.179	15:10:02.931
2 -	32.522	94.7	47.246	83.9	24.144	113.3	1:43.912	84.30	3.995	15:11:46.843
3 -	31.858	94.5	45.112	85.5	24.279	113.7	1:41.249 (3)	86.51	1.332	15:13:28.092
4 -	31.708	93.5	44.396	89.8	23.885	113.7	1:39.989 (2)	87.60	0.072	15:15:08.081
5 -	31.722	95.8	44.432	89.1	23.763	115.7	1:39.917 (1)	87.67		15:16:47.998

P8 4 A Joseph AHRENS		Van Diemen RF80								
IDEAL LAP TIME : 1:41.910		BEST LAP TIME : 1:42.137		DIFFERENCE : 0.227						
LAP	SECTOR 1	SECTOR 2	SECTOR 3	LAP TIME	MPH	DIFF	TIME OF DAY			
1 -		88.3	46.549	88.8	24.606	109.8	1:51.246	78.74	9.109	15:09:59.081
2 -	31.998	90.8	46.320	87.6	24.666	109.4	1:42.984 (3)	85.06	0.847	15:11:42.065
3 -	31.683	90.8	46.650	88.0	24.792	110.0	1:43.125	84.94	0.988	15:13:25.190
4 -	31.778	91.3	45.763	89.4	24.749	108.9	1:42.290 (2)	85.63	0.153	15:15:07.480
5 -	31.665	90.4	45.990	88.4	24.482	110.7	1:42.137 (1)	85.76		15:16:49.617

P9 13 A Stuart KESTENBAUM		Van Diemen RF79								
IDEAL LAP TIME : 1:42.103		BEST LAP TIME : 1:42.628		DIFFERENCE : 0.525						
LAP	SECTOR 1	SECTOR 2	SECTOR 3	LAP TIME	MPH	DIFF	TIME OF DAY			
1 -		82.0	47.894	89.7	24.456	111.6	1:52.705	77.72	10.077	15:10:00.540
2 -	32.339	92.1	47.326	90.9	24.361	111.4	1:44.026	84.20	1.398	15:11:44.566
3 -	31.990	92.9	47.005	88.6	25.000	112.7	1:43.995 (3)	84.23	1.367	15:13:28.561
4 -	32.018	93.3	45.752	87.8	25.072	110.3	1:42.842 (2)	85.17	0.214	15:15:11.403
5 -	32.072	92.1	46.082	88.0	24.474	111.6	1:42.628 (1)	85.35		15:16:54.031

P10 16 B Simon TOYNE		Lola T200								
IDEAL LAP TIME : 1:41.544		BEST LAP TIME : 1:41.925		DIFFERENCE : 0.381						
LAP	SECTOR 1	SECTOR 2	SECTOR 3	LAP TIME	MPH	DIFF	TIME OF DAY			
1 -		90.5	48.348	86.0	25.058	110.9	1:55.052	76.13	13.127	15:10:02.887
2 -	32.831	94.5	47.406	83.4	24.449	114.9	1:44.686	83.67	2.761	15:11:47.573
3 -	32.920	93.2	46.146	88.8	24.356	111.1	1:43.422 (3)	84.69	1.497	15:13:30.995
4 -	31.653	93.8	45.994	87.2	24.595	110.3	1:42.242 (2)	85.67	0.317	15:15:13.237
5 -	31.826	93.5	45.535	86.0	24.564	111.2	1:41.925 (1)	85.94		15:16:55.162

P11 94 B Chris PORRITT		Lola T202								
IDEAL LAP TIME : 1:44.196		BEST LAP TIME : 1:44.689		DIFFERENCE : 0.493						
LAP	SECTOR 1	SECTOR 2	SECTOR 3	LAP TIME	MPH	DIFF	TIME OF DAY			
1 -		88.3	48.497	88.1	25.155	113.1	1:54.045	76.80	9.356	15:10:01.880
2 -	33.287	91.8	48.181	81.9	24.703	112.2	1:46.171	82.50	1.482	15:11:48.051
3 -	32.983	91.4	47.364	85.4	24.538	112.4	1:44.885 (2)	83.51	0.196	15:13:32.936
4 -	32.529	92.6	47.774	84.6	24.761	109.4	1:45.064 (3)	83.37	0.375	15:15:18.000
5 -	32.462	90.6	47.196	84.2	25.031	109.1	1:44.689 (1)	83.67		15:17:02.689

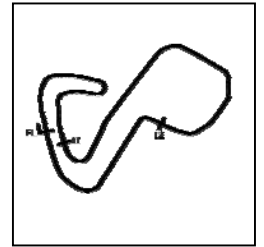
P12 1 HF3B Ian BANKHURST		Alexis Mk8								
IDEAL LAP TIME : 1:43.490		BEST LAP TIME : 1:43.804		DIFFERENCE : 0.314						
LAP	SECTOR 1	SECTOR 2	SECTOR 3	LAP TIME	MPH	DIFF	TIME OF DAY			
1 -		90.5	48.648	86.5	24.977	113.1	1:57.201	74.74	13.397	15:10:05.036
2 -	32.821	90.6	47.018	79.5	24.880	113.3	1:44.719 (2)	83.65	0.915	15:11:49.755
3 -	32.761	90.1	46.263	83.9	24.780	111.8	1:43.804 (1)	84.38		15:13:33.559
4 -	33.023	89.1	47.421	81.2	24.947	110.7	1:45.391 (3)	83.11	1.587	15:15:18.950
5 -	32.447	89.7	48.263	78.7	25.665	110.9	1:46.375	82.34	2.571	15:17:05.325

Weather / Track : Cloudy / Dry

Brands Hatch GP
Circuit Length = 2.4332 miles
Start: 15:08 Flag 15:16 End: 15:18

Classic Formula Ford with HSCC Historic Formula 3

RACE 18 - SECTOR ANALYSIS



SECTOR 1 = FL to I1, SECTOR 2 = I1 to I2, SECTOR 3 = I2 to FL, DIFF = Difference To Personal Best Lap, P = Crossed Finish Line in Pit Lane, D = Time Disallowed

P13 149 A		Mark HARRISON			Royale RP21					
IDEAL LAP TIME : 1:44.145		BEST LAP TIME : 1:44.716			DIFFERENCE : 0.571					
LAP	SECTOR 1	SECTOR 2		SECTOR 3		LAP TIME	MPH	DIFF	TIME OF DAY	
1 -		85.8	48.817	84.4	25.254	110.7	1:56.519	75.17	11.803	15:10:04.354
2 -	32.822	90.9	47.376	81.2	25.072	110.5	1:45.270 (3)	83.21	0.554	15:11:49.624
3 -	33.404	91.6	46.762	81.9	24.824	110.3	1:44.990 (2)	83.43	0.274	15:13:34.614
4 -	32.695	91.5	47.044	75.7	24.977	109.6	1:44.716 (1)	83.65		15:15:19.330
5 -	32.559	91.3	48.485	83.6	25.127	108.0	1:46.171	82.50	1.455	15:17:05.501

P14 28 A		Alan FINCHAM			Van Diemen RF80					
IDEAL LAP TIME : 1:44.764		BEST LAP TIME : 1:45.073			DIFFERENCE : 0.309					
LAP	SECTOR 1	SECTOR 2		SECTOR 3		LAP TIME	MPH	DIFF	TIME OF DAY	
1 -		87.4	48.757	86.0	24.697	112.5	1:54.339	76.61	9.266	15:10:02.174
2 -	32.867	90.5	47.373	87.3	24.974	111.8	1:45.214 (2)	83.25	0.141	15:11:47.388
3 -	33.076	90.4	47.227	86.7	24.770	110.1	1:45.073 (1)	83.36		15:13:32.461
4 -	32.860	90.0	48.284	84.8	24.825	110.3	1:45.969 (3)	82.66	0.896	15:15:18.430
5 -	32.840	89.2	49.805	83.4	24.897	110.5	1:47.542	81.45	2.469	15:17:05.972

P15 116 HF3B		Mark LINSTONE			Brabham BT21					
IDEAL LAP TIME : 1:45.975		BEST LAP TIME : 1:46.305			DIFFERENCE : 0.330					
LAP	SECTOR 1	SECTOR 2		SECTOR 3		LAP TIME	MPH	DIFF	TIME OF DAY	
1 -		87.9	48.909	77.7	25.328	113.9	1:58.242	74.08	11.937	15:10:06.077
2 -	33.438	87.1	47.816	79.1	25.051	112.0	1:46.305 (1)	82.40		15:11:52.382
3 -	33.472	88.1	48.079	75.0	25.347	112.0	1:46.898	81.94	0.593	15:13:39.280
4 -	33.745	88.8	47.486	78.2	25.199	112.0	1:46.430 (2)	82.30	0.125	15:15:25.710
5 -	33.483	89.4	47.921	76.5	25.402	110.5	1:46.806 (3)	82.01	0.501	15:17:12.516

P16 87 B		Ian JEARY			Elden Mk8					
IDEAL LAP TIME : 1:46.018		BEST LAP TIME : 1:46.431			DIFFERENCE : 0.413					
LAP	SECTOR 1	SECTOR 2		SECTOR 3		LAP TIME	MPH	DIFF	TIME OF DAY	
1 -		89.1	49.802	82.5	25.553	107.8	1:58.214	74.10	11.783	15:10:06.049
2 -	34.067	88.0	47.730	82.5	25.203	110.1	1:47.000	81.86	0.569	15:11:53.049
3 -	33.167	89.4	47.899	75.4	25.599	110.5	1:46.665 (3)	82.12	0.234	15:13:39.714
4 -	33.518	87.9	47.670	79.9	25.372	110.0	1:46.560 (2)	82.20	0.129	15:15:26.274
5 -	33.145	89.1	47.948	79.5	25.338	112.2	1:46.431 (1)	82.30		15:17:12.705

P17 73 A		Simon CLEWS			Royale RP24					
IDEAL LAP TIME : 1:44.437		BEST LAP TIME : 1:44.437			DIFFERENCE : 0.000					
LAP	SECTOR 1	SECTOR 2		SECTOR 3		LAP TIME	MPH	DIFF	TIME OF DAY	
1 -		86.1	50.099	81.8	25.544	109.4	1:59.721	73.16	15.284	15:10:07.556
2 -	33.291	90.3	48.245	82.8	25.457	109.1	1:46.993 (3)	81.87	2.556	15:11:54.549
3 -	32.834	89.2	49.363	79.8	25.943	110.0	1:48.140	81.00	3.703	15:13:42.689
4 -	33.102	88.0	47.958	80.0	25.419	107.5	1:46.479 (2)	82.26	2.042	15:15:29.168
5 -	32.589	90.1	46.714	82.9	25.134	109.2	1:44.437 (1)	83.87		15:17:13.605

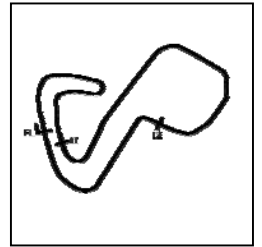
P18 26 HF3B		Steve SEAMAN			Brabham BT21					
IDEAL LAP TIME : 1:45.430		BEST LAP TIME : 1:46.088			DIFFERENCE : 0.658					
LAP	SECTOR 1	SECTOR 2		SECTOR 3		LAP TIME	MPH	DIFF	TIME OF DAY	
1 -		87.6	49.944	77.4	25.338	112.5	2:01.016	72.38	14.928	15:10:08.851
2 -	33.857	93.4	47.917	85.2	24.962	112.7	1:46.736 (2)	82.07	0.648	15:11:55.587
3 -	33.536	93.5	48.205	80.7	25.653	112.2	1:47.394 (3)	81.56	1.306	15:13:42.981
4 -	33.558	92.6	50.351	82.3	25.076	112.9	1:48.985	80.37	2.897	15:15:31.966
5 -	34.023	92.5	46.932	85.0	25.133	111.8	1:46.088 (1)	82.57		15:17:18.054

Weather / Track : Cloudy / Dry

Brands Hatch GP
Circuit Length = 2.4332 miles
Start: 15:08 Flag 15:16 End: 15:18

Classic Formula Ford with HSCC Historic Formula 3

RACE 18 - SECTOR ANALYSIS



SECTOR 1 = FL to I1, SECTOR 2 = I1 to I2, SECTOR 3 = I2 to FL, DIFF = Difference To Personal Best Lap, P = Crossed Finish Line in Pit Lane, D = Time Disallowed

P19 77 A Phil ATTWOOD		Crossle 32F								
IDEAL LAP TIME : 1:48.263		BEST LAP TIME : 1:48.549		DIFFERENCE : 0.286						
LAP	SECTOR 1	SECTOR 2	SECTOR 3	LAP TIME	MPH	DIFF	TIME OF DAY			
1 -	84.9	51.120	67.8	27.380	106.8	2:03.004	71.21	14.455	15:10:10.839	
2 -	33.710	88.4	49.483	79.8	25.776	106.8	1:48.969 (2)	80.38	0.420	15:11:59.808
3 -	33.848	88.4	48.777	79.7	25.924	106.8	1:48.549 (1)	80.69		15:13:48.357
4 -	34.116	88.6	49.643	72.7	26.048	106.6	1:49.807 (3)	79.77	1.258	15:15:38.164
5 -	34.700	85.2	50.143	78.1	26.037	106.3	1:50.880	79.00	2.331	15:17:29.044

P20 43 A Richard YEOMANS		Crossle 25F								
IDEAL LAP TIME : 1:46.782		BEST LAP TIME : 1:46.833		DIFFERENCE : 0.051						
LAP	SECTOR 1	SECTOR 2	SECTOR 3	LAP TIME	MPH	DIFF	TIME OF DAY			
1 -	88.6	50.208	78.4	25.516	110.3	1:58.879	73.68	12.046	15:10:06.714	
2 -	33.781	90.0	47.983	82.2	25.069	108.5	1:46.833 (1)	81.99		15:11:53.547
3 -	33.730	89.3	49.253	81.4	25.634	107.3	1:48.617 (2)	80.64	1.784	15:13:42.164
4 -	33.747	90.5	50.304	82.9	25.412	108.5	1:49.463 (3)	80.02	2.630	15:15:31.627
5 -	44.395	88.8	48.290	82.8	25.176	108.2	1:57.861	74.32	11.028	15:17:29.488

P21 9 HF3B Andrew TART		Merlyn Mk9								
IDEAL LAP TIME : 1:49.595		BEST LAP TIME : 1:50.011		DIFFERENCE : 0.416						
LAP	SECTOR 1	SECTOR 2	SECTOR 3	LAP TIME	MPH	DIFF	TIME OF DAY			
1 -	89.4	50.828	80.8	26.494	111.6	2:04.054	70.61	14.043	15:10:11.889	
2 -	34.580	91.1	48.994	77.6	26.437	109.8	1:50.011 (1)	79.62		15:12:01.900
3 -	34.855	90.5	49.249	78.3	26.337	111.2	1:50.441 (3)	79.31	0.430	15:13:52.341
4 -	35.393	90.4	49.410	77.8	26.176	110.9	1:50.979	78.93	0.968	15:15:43.320
5 -	35.326	91.0	48.872	80.6	26.143	107.3	1:50.341 (2)	79.38	0.330	15:17:33.661

P22 47 A Ben HADFIELD		Van Diemen RF78								
IDEAL LAP TIME : 1:52.171		BEST LAP TIME : 1:52.417		DIFFERENCE : 0.246						
LAP	SECTOR 1	SECTOR 2	SECTOR 3	LAP TIME	MPH	DIFF	TIME OF DAY			
1 -	88.4	53.130	76.6	26.860	106.6	2:05.228	69.95	12.811	15:10:13.063	
2 -	34.809	89.2	50.897	73.5	26.711	106.1	1:52.417 (1)	77.92		15:12:05.480
3 -	34.938	87.4	51.233	76.5	26.744	104.3	1:52.915 (2)	77.57	0.498	15:13:58.395
4 -	34.887	87.2	51.130	73.2	27.013	104.3	1:53.030	77.50	0.613	15:15:51.425
5 -	34.563	88.4	51.391	75.4	27.064	102.7	1:53.018 (3)	77.50	0.601	15:17:44.443

P23 96 HF3B Keith MESSER		Vesey Ford								
IDEAL LAP TIME : 1:50.189		BEST LAP TIME : 1:50.401		DIFFERENCE : 0.212						
LAP	SECTOR 1	SECTOR 2	SECTOR 3	LAP TIME	MPH	DIFF	TIME OF DAY			
1 -	77.0	56.228	69.7	27.658	108.0	2:16.441	64.20	26.040	15:10:24.276	
2 -	35.220	87.9	51.626	59.2	27.090	108.0	1:53.936	76.88	3.535	15:12:18.212
3 -	34.853	85.5	49.828	76.0	25.888	108.4	1:50.569 (2)	79.22	0.168	15:14:08.781
4 -	34.827	85.2	49.814	78.8	25.760	108.2	1:50.401 (1)	79.34		15:15:59.182
5 -	35.336	79.7	50.067	76.5	25.548	107.8	1:50.951 (3)	78.95	0.550	15:17:50.133

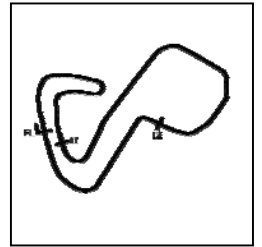
P24 44 HF3B Peter HAMILTON		Tecno								
IDEAL LAP TIME : 1:49.882		BEST LAP TIME : 1:51.754		DIFFERENCE : 1.872						
LAP	SECTOR 1	SECTOR 2	SECTOR 3	LAP TIME	MPH	DIFF	TIME OF DAY			
1 -	87.9	50.266	80.8	26.224	110.7	2:02.513	71.50	10.759	15:10:10.348	
2 -	33.392	92.8	50.877	53.4	27.485	110.0	1:51.754 (1)	78.38		15:12:02.102
3 -	1:02.092	75.4	52.090	77.4	26.711	108.4	2:20.893	62.17	29.139	15:14:22.995
4 -	35.211	90.1	50.601	72.0	27.084	108.5	1:52.896 (3)	77.59	1.142	15:16:15.891
5 -	34.953	89.1	50.862	77.4	26.669	108.2	1:52.484 (2)	77.87	0.730	15:18:08.375

Weather / Track : Cloudy / Dry

Brands Hatch GP
Circuit Length = 2.4332 miles
Start: 15:08 Flag 15:16 End: 15:18

Classic Formula Ford with HSCC Historic Formula 3

RACE 18 - SECTOR ANALYSIS



SECTOR 1 = FL to I1, SECTOR 2 = I1 to I2, SECTOR 3 = I2 to FL, DIFF = Difference To Personal Best Lap, P = Crossed Finish Line in Pit Lane, D = Time Disallowed

P25 34 HF3B Gil DUFFY		Brabham BT21B								
IDEAL LAP TIME : 1:53.256		BEST LAP TIME : 1:53.256			DIFFERENCE : 0.000					
LAP	SECTOR 1	SECTOR 2		SECTOR 3		LAP TIME	MPH	DIFF	TIME OF DAY	
1 -		76.1	56.982	70.4	27.446	111.2	2:17.233	63.83	23.977	15:10:25.068
2 -	36.894	86.1	54.085	72.5	26.853	109.2	1:57.832	74.34	4.576	15:12:22.900
3 -	36.067	82.4	53.496	68.5	26.651	108.5	1:56.214 (2)	75.37	2.958	15:14:19.114
4 -	36.216	84.4	53.066	71.4	27.734	107.2	1:57.016 (3)	74.86	3.760	15:16:16.130
5 -	35.914	88.8	51.182	77.9	26.160	112.0	1:53.256 (1)	77.34		15:18:09.386

P26 6 A James FETTIPLACE		Van Diemen RF80								
IDEAL LAP TIME : 1:58.547		BEST LAP TIME : 1:59.229			DIFFERENCE : 0.682					
LAP	SECTOR 1	SECTOR 2		SECTOR 3		LAP TIME	MPH	DIFF	TIME OF DAY	
1 -		83.9	54.458	71.2	27.839	99.2	2:11.498	66.61	12.269	15:10:19.333
2 -	36.950	80.6	54.646	60.2	28.917	99.2	2:00.513 (3)	72.68	1.284	15:12:19.846
3 -	37.772	78.2	54.588	66.8	28.884	97.8	2:01.244	72.24	2.015	15:14:21.090
4 -	38.151	79.1	54.161	72.0	28.186	97.8	2:00.498 (2)	72.69	1.269	15:16:21.588
5 -	37.141	79.7	53.758	67.9	28.330	98.1	1:59.229 (1)	73.47		15:18:20.817

P27 880 A Tim BENNETT		Hawke DL21								
IDEAL LAP TIME : 1:55.646		BEST LAP TIME : 1:55.646			DIFFERENCE : 0.000					
LAP	SECTOR 1	SECTOR 2		SECTOR 3		LAP TIME	MPH	DIFF	TIME OF DAY	
1 -		83.6	57.254	71.6	28.787	105.6	2:18.156	63.40	22.510	15:10:25.991
2 -	38.155	87.0	55.786	73.9	28.009	104.5	2:01.950	71.83	6.304	15:12:27.941
3 -	38.339	86.5	55.385	70.9	27.582	107.7	2:01.306 (3)	72.21	5.660	15:14:29.247
4 -	37.164	85.8	53.835	75.5	27.575	105.0	1:58.574 (2)	73.87	2.928	15:16:27.821
5 -	36.145	85.5	52.136	75.1	27.365	104.2	1:55.646 (1)	75.74		15:18:23.467

P28 11 A Mike SAUNDERS		PRS RH01								
IDEAL LAP TIME : 1:56.304		BEST LAP TIME : 1:56.304			DIFFERENCE : 0.000					
LAP	SECTOR 1	SECTOR 2		SECTOR 3		LAP TIME	MPH	DIFF	TIME OF DAY	
1 -		82.8	57.463	69.1	28.332	102.2	2:16.840	64.01	20.536	15:10:24.675
2 -	38.987	83.0	55.666	68.8	28.286	102.2	2:02.939	71.25	6.635	15:12:27.614
3 -	38.192	82.1	55.277	65.6	27.872	104.6	2:01.341 (3)	72.19	5.037	15:14:28.955
4 -	37.102	85.2	54.862	74.1	27.577	106.8	1:59.541 (2)	73.27	3.237	15:16:28.496
5 -	36.214	87.6	52.647	72.9	27.443	105.5	1:56.304 (1)	75.31		15:18:24.800

P29 55 HF3B Paul BOOTH		Brabham BT21								
IDEAL LAP TIME : 2:00.535		BEST LAP TIME : 2:01.098			DIFFERENCE : 0.563					
LAP	SECTOR 1	SECTOR 2		SECTOR 3		LAP TIME	MPH	DIFF	TIME OF DAY	
1 -		73.9	57.760	64.4	28.521	102.1	2:19.299 (3)	62.88	18.201	15:10:27.134
2 -	37.214	82.8	56.169	66.7	27.715	105.1	2:01.098 (1)	72.33		15:12:28.232
3 -	38.367	75.6	55.606	64.7	27.747	101.2	2:01.720 (2)	71.96	0.622	15:14:29.952

Classic Formula Ford with HSCC Historic Formula 3

RACE 18 - BEST SECTORS

SECTOR 1			SECTOR 2			SECTOR 3			IDEAL / BEST COMPARISON						
POS	NO	NAME	TIME	NO	NAME	TIME	NO	NAME	TIME	POS	NO	NAME	IDEAL	BEST	DIFF
													PERFECT LAP	1:39.033	
1	39	CHART	31.023	7	JACKSON	44.336	39	CHART	23.674	1	39	CHART	1:39.045	1:39.285	0.240
2	7	JACKSON	31.043	39	CHART	44.348	7	JACKSON	23.741	2	7	JACKSON	1:39.120	1:39.257	0.137
3	18	TINKLER	31.271	25	HIBBERD	44.396	25	HIBBERD	23.763	3	18	TINKLER	1:39.759	1:39.986	0.227
4	49	HARRISON	31.482	18	TINKLER	44.406	49	HARRISON	23.841	4	25	HIBBERD	1:39.867	1:39.917	0.050
5	16	TOYNE	31.653	49	HARRISON	44.576	24	TIMMS	23.849	5	49	HARRISON	1:39.899	1:39.994	0.095
6	4	AHRENS	31.665	24	TIMMS	44.888	18	TINKLER	24.082	6	24	TIMMS	1:40.497	1:40.591	0.094
7	25	HIBBERD	31.708	16	TOYNE	45.535	3	MORRIS	24.100	7	3	MORRIS	1:41.467	1:41.928	0.461
8	3	MORRIS	31.710	3	MORRIS	45.657	16	TOYNE	24.356	8	16	TOYNE	1:41.544	1:41.925	0.381
9	24	TIMMS	31.760	13	KESTENBAUM	45.752	13	KESTENBAUM	24.361	9	4	AHRENS	1:41.910	1:42.137	0.227
10	13	KESTENBAUM	31.990	4	AHRENS	45.763	4	AHRENS	24.482	10	13	KESTENBAUM	1:42.103	1:42.628	0.525
11	1	BANKHURST	32.447	1	BANKHURST	46.263	94	PORRITT	24.538	11	1	BANKHURST	1:43.490	1:43.804	0.314
12	94	PORRITT	32.462	73	CLEWS	46.714	28	FINCHAM	24.697	12	149	HARRISON	1:44.145	1:44.716	0.571
13	149	HARRISON	32.559	149	HARRISON	46.762	1	BANKHURST	24.780	13	94	PORRITT	1:44.196	1:44.689	0.493
14	73	CLEWS	32.589	26	SEAMAN	46.932	149	HARRISON	24.824	14	73	CLEWS	1:44.437	1:44.437	0.000
15	28	FINCHAM	32.840	94	PORRITT	47.196	26	SEAMAN	24.962	15	28	FINCHAM	1:44.764	1:45.073	0.309
16	87	JEARY	33.145	28	FINCHAM	47.227	116	LINSTONE	25.051	16	26	SEAMAN	1:45.430	1:46.088	0.658
17	44	HAMILTON	33.392	116	LINSTONE	47.486	43	YEOMANS	25.069	17	116	LINSTONE	1:45.975	1:46.305	0.330
18	116	LINSTONE	33.438	87	JEARY	47.670	73	CLEWS	25.134	18	87	JEARY	1:46.018	1:46.431	0.413
19	26	SEAMAN	33.536	43	YEOMANS	47.983	87	JEARY	25.203	19	43	YEOMANS	1:46.782	1:46.833	0.051
20	77	ATTWOOD	33.710	77	ATTWOOD	48.777	96	MESSER	25.548	20	77	ATTWOOD	1:48.263	1:48.549	0.286
21	43	YEOMANS	33.730	9	TART	48.872	77	ATTWOOD	25.776	21	9	TART	1:49.595	1:50.011	0.416
22	47	HADFIELD	34.563	96	MESSER	49.814	9	TART	26.143	22	44	HAMILTON	1:49.882	1:51.754	1.872
23	9	TART	34.580	44	HAMILTON	50.266	34	DUFFY	26.160	23	96	MESSER	1:50.189	1:50.401	0.212
24	96	MESSER	34.827	47	HADFIELD	50.897	44	HAMILTON	26.224	24	47	HADFIELD	1:52.171	1:52.417	0.246
25	34	DUFFY	35.914	34	DUFFY	51.182	47	HADFIELD	26.711	25	34	DUFFY	1:53.256	1:53.256	0.000
26	880	BENNETT	36.145	880	BENNETT	52.136	880	BENNETT	27.365	26	880	BENNETT	1:55.646	1:55.646	0.000
27	11	SAUNDERS	36.214	11	SAUNDERS	52.647	11	SAUNDERS	27.443	27	11	SAUNDERS	1:56.304	1:56.304	0.000
28	6	FETTIPLACE	36.950	6	FETTIPLACE	53.758	55	BOOTH	27.715	28	6	FETTIPLACE	1:58.547	1:59.229	0.682
29	55	BOOTH	37.214	55	BOOTH	55.606	6	FETTIPLACE	27.839	29	55	BOOTH	2:00.535	2:01.098	0.563

Weather / Track : Cloudy / Dry

Brands Hatch GP

Circuit Length = 2.4332 miles

Start: 15:08 Flag 15:16 End: 15:18

Results can be found at www.tsl-timing.com

Printed - 15:18 Sunday, 11 July 2021

Classic Formula Ford with HSCC Historic Formula 3

RACE 18 - BEST SPEEDS

POS	INTERMEDIATE 1			INTERMEDIATE 2			FINISH LINE		
	NO	NAME	MPH	NO	NAME	MPH	NO	NAME	MPH
1	25	HIBBERD	95.8	39	CHART	93.0	25	HIBBERD	115.7
2	49	HARRISON	95.7	7	JACKSON	92.9	18	TINKLER	115.1
3	24	TIMMS	95.0	18	TINKLER	92.5	24	TIMMS	114.9
4	39	CHART	94.5	3	MORRIS	91.5	39	CHART	114.9
5	16	TOYNE	94.5	49	HARRISON	90.9	16	TOYNE	114.9
6	3	MORRIS	94.2	13	KESTENBAUM	90.9	49	HARRISON	114.7
7	7	JACKSON	93.5	25	HIBBERD	89.8	3	MORRIS	114.3
8	26	SEAMAN	93.5	4	AHRENS	89.4	116	LINSTONE	113.9
9	13	KESTENBAUM	93.3	16	TOYNE	88.8	1	BANKHURST	113.3
10	18	TINKLER	93.0	94	PORRITT	88.1	94	PORRITT	113.1
11	44	HAMILTON	92.8	28	FINCHAM	87.3	26	SEAMAN	112.9
12	94	PORRITT	92.6	24	TIMMS	86.7	13	KESTENBAUM	112.7
13	149	HARRISON	91.6	1	BANKHURST	86.5	28	FINCHAM	112.5
14	4	AHRENS	91.3	26	SEAMAN	85.2	87	JEARY	112.2
15	9	TART	91.1	149	HARRISON	84.4	34	DUFFY	112.0
16	1	BANKHURST	90.6	73	CLEWS	82.9	9	TART	111.6
17	28	FINCHAM	90.5	43	YEOMANS	82.9	7	JACKSON	111.4
18	43	YEOMANS	90.5	87	JEARY	82.5	4	AHRENS	110.7
19	73	CLEWS	90.3	9	TART	80.8	149	HARRISON	110.7
20	116	LINSTONE	89.4	44	HAMILTON	80.8	44	HAMILTON	110.7
21	87	JEARY	89.4	77	ATTWOOD	79.8	43	YEOMANS	110.3
22	47	HADFIELD	89.2	116	LINSTONE	79.1	73	CLEWS	110.0
23	34	DUFFY	88.8	96	MESSER	78.8	96	MESSER	108.4
24	77	ATTWOOD	88.6	34	DUFFY	77.9	880	BENNETT	107.7
25	96	MESSER	87.9	47	HADFIELD	76.6	77	ATTWOOD	106.8
26	11	SAUNDERS	87.6	880	BENNETT	75.5	11	SAUNDERS	106.8
27	880	BENNETT	87.0	11	SAUNDERS	74.1	47	HADFIELD	106.6
28	6	FETTIPLACE	83.9	6	FETTIPLACE	72.0	55	BOOTH	105.1
29	55	BOOTH	82.8	55	BOOTH	66.7	6	FETTIPLACE	99.2

Weather / Track : Cloudy / Dry

Results can be found at www.tsl-timing.com

Brands Hatch GP
Circuit Length = 2.4332 miles
Start: 15:08 Flag 15:16 End: 15:18

Printed - 15:19 Sunday, 11 July 2021

Classic Formula Ford with HSCC Historic Formula 3

RACE 18 - STATISTICS

Competitors Started 29
Planned Start 2021-07-11 @ 14:35:00.000
Actual Start 2021-07-11 @ 15:08:07.834
Finish Time 2021-07-11 @ 15:16:32.589
Track Length 2.4332mi.
Total Laps 143
Total Distance Covered 347.9604mi.

Session Fastest Lap History

NO	CL	NAME	LAP TIME	TIME OF DAY	LAP	VEHICLE
7	B	Cam JACKSON	1:46.065	15:09:53.913	1	Winkelmann WDF2
7	B	Cam JACKSON	1:40.986	15:11:34.898	2	Winkelmann WDF2
39	A	Henry CHART	1:40.761	15:11:35.064	2	Van Diemen RF81
7	B	Cam JACKSON	1:39.795	15:13:14.691	3	Winkelmann WDF2
39	A	Henry CHART	1:39.786	15:13:14.851	3	Van Diemen RF81
7	B	Cam JACKSON	1:39.257	15:14:53.950	4	Winkelmann WDF2

Session Leader History

NO	CL	NAME	FROM LAP	LAPS LED	DISTANCE	VEHICLE
7	B	Cam JACKSON	1	5	12.16 miles	Winkelmann WDF2

Flag History

TYPE	TIME OF DAY
GREEN	15:08:07.834
FINISH	15:16:32.589

Flag Statistics

TYPE	COUNT	TOTAL LAPS	TOTAL TIME
Green	1	5	10:21.960
Red	0	0	0.000
Safety Car	0	0	0.000
FCY	0	0	0.000

Weather / Track : Cloudy / Dry

Classic Formula Ford with HSCC Historic Formula 3

RACE 18 - STATISTICS

CLASS : A

15 Starters

Fastest Lap History

NO	NAME	LAP TIME	TIME OF DAY	LAP	VEHICLE
39	Henry CHART	1:46.454	15:09:54.304	1	Van Diemen RF81
39	Henry CHART	1:40.761	15:11:35.064	2	Van Diemen RF81
39	Henry CHART	1:39.786	15:13:14.851	3	Van Diemen RF81
39	Henry CHART	1:39.285	15:14:54.070	4	Van Diemen RF81

Leader History

NO	NAME	FROM LAP	LAPS LED	DISTANCE	VEHICLE
39	Henry CHART	1	4	9.73 miles	Van Diemen RF81
18	Ben TINKLER	5	1	2.43 miles	Van Diemen RF80

Classic Formula Ford with HSCC Historic Formula 3

RACE 18 - STATISTICS

CLASS : B

4 Starters

Fastest Lap History

NO	NAME	LAP TIME	TIME OF DAY	LAP	VEHICLE
7	Cam JACKSON	1:46.065	15:09:53.913	1	Winkelmann WDF2
7	Cam JACKSON	1:40.986	15:11:34.898	2	Winkelmann WDF2
7	Cam JACKSON	1:39.795	15:13:14.691	3	Winkelmann WDF2
7	Cam JACKSON	1:39.257	15:14:53.950	4	Winkelmann WDF2

Leader History

NO	NAME	FROM LAP	LAPS LED	DISTANCE	VEHICLE
7	Cam JACKSON	1	5	12.16 miles	Winkelmann WDF2

Classic Formula Ford with HSCC Historic Formula 3

RACE 18 - STATISTICS

CLASS : HF3B

10 Starters

Fastest Lap History

NO	NAME	LAP TIME	TIME OF DAY	LAP	VEHICLE
24	Jeremy TIMMS	1:53.837	15:10:01.700	1	Chevron B15
24	Jeremy TIMMS	1:41.272	15:11:42.974	2	Chevron B15
24	Jeremy TIMMS	1:40.805	15:13:23.779	3	Chevron B15
24	Jeremy TIMMS	1:40.591	15:15:04.369	4	Chevron B15
25	Andrew HIBBERD	1:39.989	15:15:08.103	4	Brabham BT18
25	Andrew HIBBERD	1:39.917	15:16:48.019	5	Brabham BT18

Leader History

NO	NAME	FROM LAP	LAPS LED	DISTANCE	VEHICLE
24	Jeremy TIMMS	1	5	12.16 miles	Chevron B15

Weather / Track : Cloudy / Dry

Results can be found at www.tsl-timing.com

Page 4 of 4

Brands Hatch GP
Circuit Length = 2.4332 miles
Start: 15:08 Flag 15:16 End: 15:18

Printed - 15:20 Sunday, 11 July 2021

Sheet No:

Issue Time:



Classic Formula Ford with HSCC Historic Formula 3

RACE 18 - RESTART GRID

ROW 16	31	55 Paul BOOTH	30	34 Gil DUFFY
ROW 15	29	880 Tim BENNETT	28	96 Keith MESSER
ROW 14	27	6 James FETTIPLACE	26	11 Mike SAUNDERS
ROW 13	25	9 Andrew TART	24	44 Peter HAMILTON
ROW 12	23	26 Steve SEAMAN	22	116 Mark LINSTONE
ROW 11	21	69 Dave LOWE	20	128 Jason TIMMS
ROW 10	19	1 Ian BANKHURST	18	47 Ben HADFIELD
ROW 9	17	77 Phil ATTWOOD	16	43 Richard YEOMANS
ROW 8	15	73 Simon CLEWS	14	25 Andrew HIBBERD
ROW 7	13	87 Ian JEARY	12	24 Jeremy TIMMS
ROW 6	11	149 Mark HARRISON	10	28 Alan FINCHAM
ROW 5	9	94 Chris PORRITT	8	16 Simon TOYNE
ROW 4	7	13 Stuart KESTENBAUM	6	4 Joseph AHRENS
ROW 3	5	3 Rick MORRIS	4	18 Ben TINKLER
ROW 2	3	49 Jordan HARRISON	2	7 Cam JACKSON
ROW 1	1	39 Henry CHART		
Pole				

These results are provisional until the conclusion of any judicial and technical matters.

Brands Hatch GP
Circuit Length = 2.4332 miles

Clerk Of Course : John Hopkinson

Stewards :

Timekeeper : Nick Palmer