



HSCC HISTORIC FORMULA 3

1000cc F3 cars 1964-1970



HSCC Jim Russell Trophy

Snetterton 300

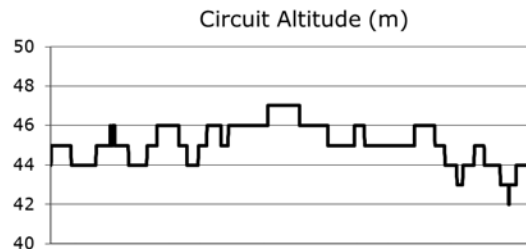
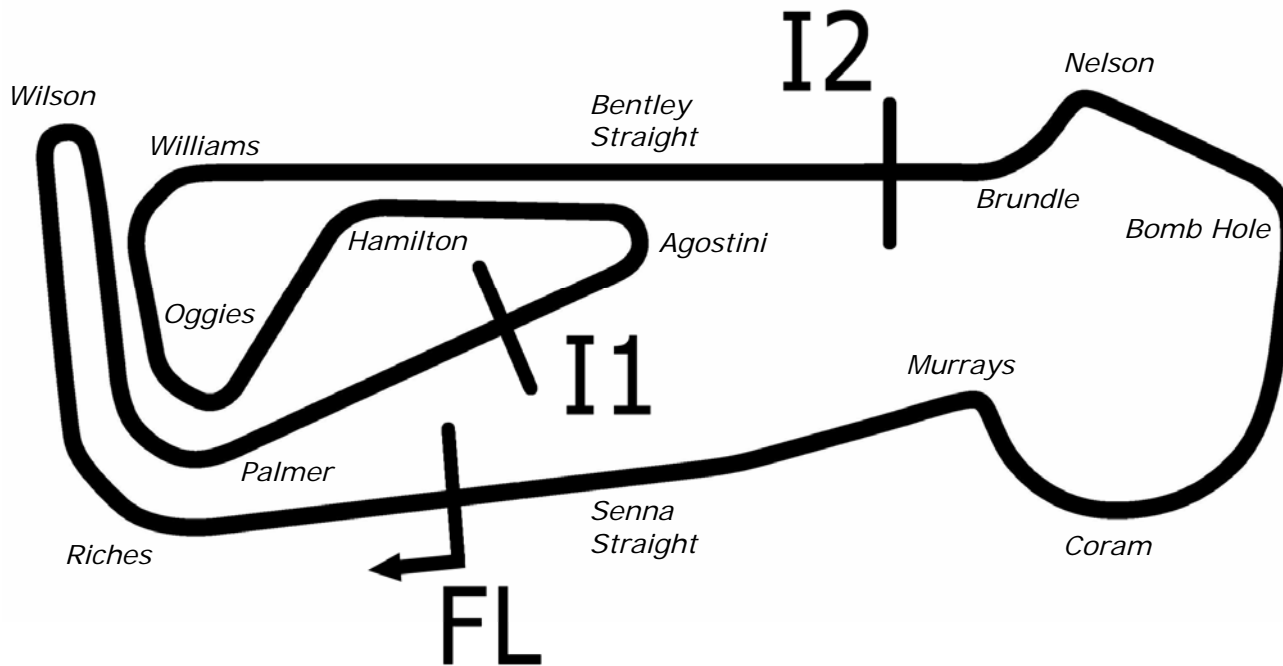
23rd / 24th April 2022



Timing & Results Provided by Timing Solutions Ltd

www.tsl-timing.com

Snetterton 300



Length	2.9689 miles	4778.0 m	
FL		52.46340 N	0.94476 E
I1	1545m	52.46487 N	0.94466 E
I2	3198m	52.46617 N	0.94964 E
Pit Entry	4572m	52.46364 N	0.94774 E
Pit Exit	40m after FL	52.46338 N	0.94420 E
Pit Entry-Pit Exit 246m, 17.7s @50kph, 14.7s @60kph			

All results available at www.tsl-timing.com

Sheet No:

Issue Time:



HSCC Historic Formula 3 Championship

QUALIFYING - RACE 7 - CLASSIFICATION

POS	NO	NAME	ENTRY	TIME	ON	LAPS	GAP	DIFF	MPH
1	11	Ian BANKHURST	Alexis Mk8	2:08.933	6	10			82.89
2	5	Samuel HARRISON	Chevron B15	2:09.554	6	8	0.621	0.621	82.49
3	1	Simon ARMER	March 703	2:13.181	8	9	4.248	3.627	80.25
4	57	Simon HAUGHTON	Chevron B15	2:15.193	9	9	6.260	2.012	79.05
5	53	Josh SHARP	Chevron B17	2:16.313	9	9	7.380	1.120	78.40
6	6	Leif BOSSON	Brabham BT28	2:17.710	9	9	8.777	1.397	77.61
7	46	Mike LAMPLOUGH	Chevron B15	2:21.911	9	9	12.978	4.201	75.31
8	34	Gil DUFFY	Brabham BT21B	2:23.354	8	8	14.421	1.443	74.55
9	14	Simon ETHERINGTON	Brabham BT15	2:28.734	6	8	19.801	5.380	71.86

Weather / Track : Bright / Dry

These results are provisional until the conclusion of any judicial and technical matters.

Snetterton 300: 2.9689 miles

Date: 23/04/2022 Start: 11:22 Finish: 11:42

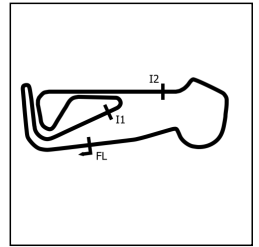
Clerk Of Course : Julian Floyd

Stewards :

Timekeeper : Nick Palmer

HSCC Historic Formula 3 Championship

QUALIFYING - RACE 7 - SECTOR ANALYSIS



SECTOR 1 = FL to I1, SECTOR 2 = I1 to I2, SECTOR 3 = I2 to FL, DIFF = Difference To Personal Best Lap, P = Crossed Finish Line in Pit Lane, D = Time Disallowed

P1		11 B		Ian BANKHURST			Alexis Mk8			
IDEAL LAP TIME : 2:08.444		BEST LAP TIME : 2:08.933			DIFFERENCE : 0.489					
LAP	SECTOR 1	SECTOR 2		SECTOR 3		LAP TIME	MPH	DIFF	TIME OF DAY	
1 -	OUTLAP	98.8	47.950	111.8	44.762	108.9	2:19.976	76.35	11.043	11:25:14.026
2 -	42.059	99.5	47.174	112.2	43.434	111.6	2:12.667	80.56	3.734	11:27:26.693
3 -	40.938	101.3	46.723	112.9	42.549	111.2	2:10.210	82.08	1.277	11:29:36.903
4 -	40.591	102.6	46.749	113.3	42.689	111.2	2:10.029	82.19	1.096	11:31:46.932
5 -	40.936	101.9	46.059	114.5	42.082	109.2	2:09.077 (2)	82.80	0.144	11:33:56.009
6 -	40.738	102.9	45.771	114.3	42.424	111.4	2:08.933 (1)	82.89		11:36:04.942
7 -	40.848	100.0	47.441	108.5	46.618	111.1	2:14.907	79.22	5.974	11:38:19.849
8 -	41.503	88.8	47.494	111.6	43.580	110.9	2:12.577	80.61	3.644	11:40:32.426
9 -	41.824	101.5	46.494	114.5	42.637	110.1	2:10.955	81.61	2.022	11:42:43.381
10 -	40.881	103.8	46.664	114.3	42.407	113.1	2:09.952 (3)	82.24	1.019	11:44:53.333

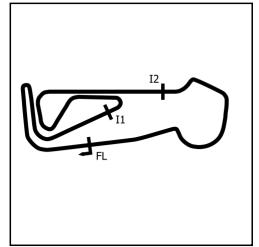
P2		5 B		Samuel HARRISON			Chevron B15			
IDEAL LAP TIME : 2:08.993		BEST LAP TIME : 2:09.554			DIFFERENCE : 0.561					
LAP	SECTOR 1	SECTOR 2		SECTOR 3		LAP TIME	MPH	DIFF	TIME OF DAY	
1 -	OUTLAP	94.9	48.519	104.8	43.495	104.6	2:19.261	76.74	9.707	11:25:09.716
2 -	42.086	95.1	47.216	105.8	42.712	105.1	2:12.014	80.96	2.460	11:27:21.730
3 -	41.556	97.1	46.708	106.1	42.413	105.5	2:10.677	81.79	1.123	11:29:32.407
4 -	41.262	97.8	46.704	107.0	42.343	106.3	2:10.309 (3)	82.02	0.755	11:31:42.716
5 -	41.037	98.1	46.609	107.3	42.002	106.1	2:09.648 (2)	82.43	0.094	11:33:52.364
6 -	40.821	99.1	46.170	108.0	42.563	106.5	2:09.554 (1)	82.49		11:36:01.918
7 -	44.423	88.8	47.883	107.3	44.777	105.3	2:17.083	77.96	7.529	11:38:19.001
8 -	41.908	72.6	50.093	107.7	43.117	106.6	2:15.118	79.10	5.564	11:40:34.119

P3		1 B		Simon ARMER			March 703			
IDEAL LAP TIME : 2:12.788		BEST LAP TIME : 2:13.181			DIFFERENCE : 0.393					
LAP	SECTOR 1	SECTOR 2		SECTOR 3		LAP TIME	MPH	DIFF	TIME OF DAY	
1 -	OUTLAP	97.1	51.177	97.1	46.122	107.2	2:24.367	74.03	11.186	11:25:13.091
2 -	45.083	94.6	48.405	109.1	44.738	107.5	2:18.226	77.32	5.045	11:27:31.317
3 -	42.714	98.3	49.505	109.2	44.771	107.2	2:16.990	78.02	3.809	11:29:48.307
4 -	43.247	98.6	47.660	110.9	44.283	108.5	2:15.190	79.05	2.009	11:32:03.497
5 -	41.990	98.9	47.614	111.2	44.526	107.8	2:14.130 (3)	79.68	0.949	11:34:17.627
6 -	42.607	100.1	47.391	111.4	44.905	108.5	2:14.903	79.22	1.722	11:36:32.530
7 -	42.187	93.8	47.693	110.9	44.260	107.5	2:14.140	79.67	0.959	11:38:46.670
8 -	42.064	100.9	46.990	111.2	44.127	108.5	2:13.181 (1)	80.25		11:40:59.851
9 -	42.446	100.6	46.830	111.1	43.968	106.8	2:13.244 (2)	80.21	0.063	11:43:13.095

P4		57 B		Simon HAUGHTON			Chevron B15			
IDEAL LAP TIME : 2:15.159		BEST LAP TIME : 2:15.193			DIFFERENCE : 0.034					
LAP	SECTOR 1	SECTOR 2		SECTOR 3		LAP TIME	MPH	DIFF	TIME OF DAY	
1 -	OUTLAP	64.9	1:05.744	90.1	55.163	100.3	3:06.851	57.20	51.658	11:26:11.948
2 -	50.157	88.1	52.527	106.6	48.718	110.0	2:31.402	70.59	16.209	11:28:43.350
3 -	45.136	97.2	49.842	112.2	47.946	109.8	2:22.924	74.78	7.731	11:31:06.274
4 -	44.624	96.0	49.788	110.3	48.934	109.6	2:23.346	74.56	8.153	11:33:29.620
5 -	43.703	96.4	49.188	112.7	46.739	111.6	2:19.630	76.54	4.437	11:35:49.250
6 -	43.276	99.8	48.806	111.2	45.858	110.5	2:17.940	77.48	2.747	11:38:07.190
7 -	42.614	98.2	48.758	112.5	46.384	110.3	2:17.756 (3)	77.58	2.563	11:40:24.946
8 -	42.602	99.8	47.706	113.7	45.365	109.8	2:15.673 (2)	78.77	0.480	11:42:40.619
9 -	42.601	99.5	47.740	113.1	44.852	109.8	2:15.193 (1)	79.05		11:44:55.812

HSCC Historic Formula 3 Championship

QUALIFYING - RACE 7 - SECTOR ANALYSIS



SECTOR 1 = FL to I1, SECTOR 2 = I1 to I2, SECTOR 3 = I2 to FL, DIFF = Difference To Personal Best Lap, P = Crossed Finish Line in Pit Lane, D = Time Disallowed

P5		53 B		Josh SHARP			Chevron B17			
IDEAL LAP TIME : 2:15.684		BEST LAP TIME : 2:16.313			DIFFERENCE : 0.629					
LAP	SECTOR 1	SECTOR 2		SECTOR 3		LAP TIME	MPH	DIFF	TIME OF DAY	
1 -	OUTLAP	63.3	1:04.929	95.0	55.871	98.6	3:08.091	56.82	51.778	11:26:11.430
2 -	49.716	89.1	52.082	108.7	48.297	108.4	2:30.095	71.20	13.782	11:28:41.525
3 -	44.519	98.1	49.581	111.1	46.762	109.6	2:20.862	75.87	4.549	11:31:02.387
4 -	44.795	99.7	51.148	111.2	46.467	109.6	2:22.410	75.05	6.097	11:33:24.797
5 -	43.966	100.0	49.510	112.0	46.640	110.3	2:20.116	76.28	3.803	11:35:44.913
6 -	43.189	101.2	49.611	111.8	46.055	109.6	2:18.855	76.97	2.542	11:38:03.768
7 -	42.921	98.8	48.789	112.0	44.913	109.6	2:16.623 (3)	78.23	0.310	11:40:20.391
8 -	43.209	99.8	47.852	112.7	45.363	109.2	2:16.424 (2)	78.34	0.111	11:42:36.815
9 -	42.919	99.1	48.329	111.6	45.065	109.6	2:16.313 (1)	78.40		11:44:53.128

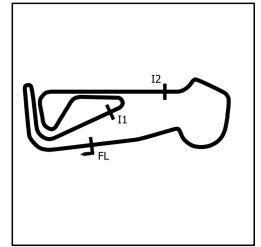
P6		6 B		Leif BOSSON			Brabham BT28			
IDEAL LAP TIME : 2:17.710		BEST LAP TIME : 2:17.710			DIFFERENCE : 0.000					
LAP	SECTOR 1	SECTOR 2		SECTOR 3		LAP TIME	MPH	DIFF	TIME OF DAY	
1 -	OUTLAP	93.3	52.734	110.0	48.462	107.7	2:33.228	69.75	15.518	11:25:31.762
2 -	45.844	97.6	50.279	108.2	47.691	108.9	2:23.814	74.31	6.104	11:27:55.576
3 -	45.119	97.5	50.153	111.8	47.687	106.8	2:22.959	74.76	5.249	11:30:18.535
4 -	45.043	97.9	49.917	112.9	47.297	108.0	2:22.257	75.13	4.547	11:32:40.792
5 -	44.914	97.9	50.444	112.0	47.433	108.0	2:22.791	74.85	5.081	11:35:03.583
6 -	44.466	99.1	49.559	112.5	47.590	107.0	2:21.615	75.47	3.905	11:37:25.198
7 -	44.281	98.6	49.603	112.0	46.211	108.4	2:20.095 (3)	76.29	2.385	11:39:45.293
8 -	44.049	98.3	48.526	113.9	46.030	108.2	2:18.605 (2)	77.11	0.895	11:42:03.898
9 -	43.488	99.5	48.236	113.1	45.986	107.8	2:17.710 (1)	77.61		11:44:21.608

P7		46 B		Mike LAMPLOUGH			Chevron B15			
IDEAL LAP TIME : 2:21.452		BEST LAP TIME : 2:21.911			DIFFERENCE : 0.459					
LAP	SECTOR 1	SECTOR 2		SECTOR 3		LAP TIME	MPH	DIFF	TIME OF DAY	
1 -	OUTLAP	92.6	53.130	107.5	49.476	106.6	2:36.508	68.29	14.597	11:25:28.685
2 -	46.614	95.1	51.664	111.6	48.273	91.1	2:26.551	72.93	4.640	11:27:55.236
3 -	46.123	98.8	50.366	107.7	48.719	108.0	2:25.208	73.60	3.297	11:30:20.444
4 -	44.707	99.8	50.760	108.9	50.037	108.4	2:25.504	73.45	3.593	11:32:45.948
5 -	44.666	98.9	50.587	110.1	48.629	108.4	2:23.882	74.28	1.971	11:35:09.830
6 -	44.689	99.8	50.391	114.1	47.889	108.9	2:22.969 (3)	74.75	1.058	11:37:32.799
7 -	44.613	99.1	50.022	114.7	48.557	108.7	2:23.192	74.64	1.281	11:39:55.991
8 -	44.409	98.9	49.775	111.1	48.105	107.3	2:22.289 (2)	75.11	0.378	11:42:18.280
9 -	44.190	99.2	49.373	111.2	48.348	93.9	2:21.911 (1)	75.31		11:44:40.191

P8		34 B		Gil DUFFY			Brabham BT21B			
IDEAL LAP TIME : 2:21.906		BEST LAP TIME : 2:23.354			DIFFERENCE : 1.448					
LAP	SECTOR 1	SECTOR 2		SECTOR 3		LAP TIME	MPH	DIFF	TIME OF DAY	
1 -	OUTLAP	88.1	54.916	99.7	52.498	105.8	2:39.879	66.85	16.525	11:25:40.157
2 -	47.538	81.5	55.178	91.8	52.377	106.8	2:35.093	68.91	11.739	11:28:15.250
3 -	47.891	89.1	53.680	100.3	52.082	108.4	2:33.653	69.55	10.299	11:30:48.903
4 -	46.104	90.9	51.894	105.1	49.526	108.9	2:27.524	72.44	4.170	11:33:16.427
5 -	45.269	91.1	51.304	106.6	49.467	108.4	2:26.040	73.18	2.686	11:35:42.467
6 -	44.758	95.1	51.304	112.7	48.593	100.7	2:24.655 (3)	73.88	1.301	11:38:07.122
7 -	44.684	99.8	50.767	108.4	48.280	104.6	2:23.731 (2)	74.36	0.377	11:40:30.853
8 -	46.132	90.3	49.479	110.0	47.743	106.6	2:23.354 (1)	74.55		11:42:54.207

HSCC Historic Formula 3 Championship

QUALIFYING - RACE 7 - SECTOR ANALYSIS



SECTOR 1 = FL to I1, SECTOR 2 = I1 to I2, SECTOR 3 = I2 to FL, DIFF = Difference To Personal Best Lap, P = Crossed Finish Line in Pit Lane, D = Time Disallowed

P9		14 B		Simon ETHERINGTON			Brabham BT15			
IDEAL LAP TIME : 2:28.263		BEST LAP TIME : 2:28.734			DIFFERENCE : 0.471					
LAP	SECTOR 1	SECTOR 2		SECTOR 3		LAP TIME	MPH	DIFF	TIME OF DAY	
1 -	OUTLAP	87.7	55.965	97.5	52.310	97.9	2:45.271	64.67	16.537	11:25:52.506
2 -	47.311	90.1	54.258	103.2	50.253	99.2	2:31.822	70.39	3.088	11:28:24.328
3 -	47.578	89.1	54.327	104.2	51.454	99.5	2:33.359	69.69	4.625	11:30:57.687
4 -	47.612	90.9	53.632	102.2	51.994	100.0	2:33.238	69.74	4.504	11:33:30.925
5 -	47.087	91.5	53.186	105.6	49.975	99.8	2:30.248	71.13	1.514	11:36:01.173
6 -	47.019	92.4	52.582	105.1	49.133	99.7	2:28.734 (1)	71.86		11:38:29.907
7 -	47.638	90.1	52.818	104.6	49.022	99.8	2:29.478 (3)	71.50	0.744	11:40:59.385
8 -	47.785	91.3	52.222	105.1	49.063	99.7	2:29.070 (2)	71.69	0.336	11:43:28.455

HSCC Historic Formula 3 Championship

QUALIFYING - RACE 7 - BEST SECTORS

SECTOR 1			SECTOR 2			SECTOR 3			IDEAL / BEST COMPARISON						
POS	NO	NAME	TIME	NO	NAME	TIME	NO	NAME	TIME	POS	NO	NAME	IDEAL	BEST	DIFF
												PERFECT LAP	2:08.364		
1	11	BANKHURST	40.591	11	BANKHURST	45.771	5	HARRISON	42.002	1	11	BANKHURST	2:08.444	2:08.933	0.489
2	5	HARRISON	40.821	5	HARRISON	46.170	11	BANKHURST	42.082	2	5	HARRISON	2:08.993	2:09.554	0.561
3	1	ARMER	41.990	1	ARMER	46.830	1	ARMER	43.968	3	1	ARMER	2:12.788	2:13.181	0.393
4	57	HAUGHTON	42.601	57	HAUGHTON	47.706	57	HAUGHTON	44.852	4	57	HAUGHTON	2:15.159	2:15.193	0.034
5	53	SHARP	42.919	53	SHARP	47.852	53	SHARP	44.913	5	53	SHARP	2:15.684	2:16.313	0.629
6	6	BOSSON	43.488	6	BOSSON	48.236	6	BOSSON	45.986	6	6	BOSSON	2:17.710	2:17.710	0.000
7	46	LAMPLOUGH	44.190	46	LAMPLOUGH	49.373	34	DUFFY	47.743	7	46	LAMPLOUGH	2:21.452	2:21.911	0.459
8	34	DUFFY	44.684	34	DUFFY	49.479	46	LAMPLOUGH	47.889	8	34	DUFFY	2:21.906	2:23.354	1.448
9	14	ETHERINGTON	47.019	14	ETHERINGTON	52.222	14	ETHERINGTON	49.022	9	14	ETHERINGTON	2:28.263	2:28.734	0.471

HSCC Historic Formula 3 Championship

QUALIFYING - RACE 7 - BEST SPEEDS

POS	INTERMEDIATE 1			INTERMEDIATE 2			FINISH LINE		
	NO	NAME	MPH	NO	NAME	MPH	NO	NAME	MPH
1	11	BANKHURST	103.8	46	LAMPLOUGH	114.7	11	BANKHURST	113.1
2	53	SHARP	101.2	11	BANKHURST	114.5	57	HAUGHTON	111.6
3	1	ARMER	100.9	6	BOSSON	113.9	53	SHARP	110.3
4	57	HAUGHTON	99.8	57	HAUGHTON	113.7	6	BOSSON	108.9
5	46	LAMPLOUGH	99.8	53	SHARP	112.7	46	LAMPLOUGH	108.9
6	34	DUFFY	99.8	34	DUFFY	112.7	34	DUFFY	108.9
7	6	BOSSON	99.5	1	ARMER	111.4	1	ARMER	108.5
8	5	HARRISON	99.1	5	HARRISON	108.4	5	HARRISON	106.6
9	14	ETHERINGTON	92.4	14	ETHERINGTON	105.6	14	ETHERINGTON	100.0

HSCC Historic Formula 3 Championship

QUALIFYING - RACE 7 - STATISTICS

Competitors Started	9
Planned Start	2022-04-23 @ 11:25:00.000
Actual Start	2022-04-23 @ 11:22:45.979
Finish Time	2022-04-23 @ 11:42:47.773
Track Length	2.9689mi.
Total Laps	79
Total Distance Covered	234.5440mi.

Session Fastest Lap History

NO	NAME	LAP TIME	TIME OF DAY	LAP	VEHICLE
5	Samuel HARRISON	2:12.014	11:27:21.748	2	Chevron B15
5	Samuel HARRISON	2:10.677	11:29:32.424	3	Chevron B15
11	Ian BANKHURST	2:10.210	11:29:36.906	3	Alexis Mk8
11	Ian BANKHURST	2:10.029	11:31:46.935	4	Alexis Mk8
5	Samuel HARRISON	2:09.648	11:33:52.381	5	Chevron B15
11	Ian BANKHURST	2:09.077	11:33:56.012	5	Alexis Mk8
11	Ian BANKHURST	2:08.933	11:36:04.945	6	Alexis Mk8

Flag History

TYPE	TIME OF DAY
GREEN	11:22:45.979
FINISH	11:42:47.773

Flag Statistics

TYPE	COUNT	TOTAL LAPS	TOTAL TIME
Green	1	10	22:23.340
Red	0	0	0.000
Safety Car	0	0	0.000
FCY	0	0	0.000

Sheet No:	Issue Time:
-----------	-------------



HSCC Historic Formula 3 Championship RACE 7 - GRID (20 minutes)

ROW 5	9	2:28.734	14	Simon ETHERINGTON				
ROW 4	7	2:21.911	46	Mike LAMPLOUGH	8	2:23.354	34	Gil DUFFY
ROW 3	5	2:16.313	53	Josh SHARP	6	2:17.710	6	Leif BOSSON
ROW 2	3	2:13.181	1	Simon ARMER	4	2:15.193	57	Simon HAUGHTON
ROW 1	1	2:08.933	11	Ian BANKHURST	2	2:09.554	5	Samuel HARRISON
Pole								

Snetterton 300: 2.9689 miles

These results are provisional until the conclusion of any judicial and technical matters.

Clerk Of Course : Julian Floyd

Stewards :

Timekeeper : Nick Palmer

Sheet No:

Issue Time:



HSCC Historic Formula 3 Championship

RACE 7 - CLASSIFICATION

POS	NO	NAME	ENTRY	LAPS	TIME	GAP	DIFF	MPH	BEST	ON
1	5	Samuel HARRISON	Chevron B15	10	21:53.241			81.38	2:09.614	7
2	11	Ian BANKHURST	Alexis Mk8	10	21:59.086	5.845	5.845	81.02	2:09.699	10
3	1	Simon ARMER	March 703	10	22:26.027	32.786	26.941	79.40	2:12.681	7
4	53	Josh SHARP	Chevron B17	10	23:10.569	1:17.328	44.542	76.86	2:16.708	10
5	46	Mike LAMPLOUGH	Chevron B15	10	23:11.136	1:17.895	0.567	76.82	2:16.597	10
6	57	Simon HAUGHTON	Chevron B15	10	23:15.543	1:22.302	4.407	76.58	2:14.312	9
7	6	Leif BOSSON	Brabham BT28	10	23:46.417	1:53.176	30.874	74.92	2:19.879	6
8	34	Gil DUFFY	Brabham BT21B	9	21:53.664	1 Lap	1 Lap	73.22	2:20.211	5
9	14	Simon ETHERINGTON	Brabham BT15	9	22:14.831	1 Lap	21.167	72.06	2:24.124	7
FASTEST LAP										
5	Samuel HARRISON	Chevron B15	7	2:09.614	82.46 mph	132.70 kph				

Weather / Track : Bright / Dry

These results are provisional until the conclusion of any judicial and technical matters.

Race Distance: 10 Laps / 29.68 miles

Snetterton 300: 2.9689 miles

Date: 23/04/2022 Start: 17:21 Finish: 17:43

Clerk Of Course : Julian Floyd

Stewards :

Timekeeper : Nick Palmer

HSCC Historic Formula 3 Championship

RACE 7 - LAP CHART

LAP 1 @ 17:23:33.857			LAP 2 @ 17:25:44.865			LAP 3 @ 17:27:55.422			LAP 4 @ 17:30:05.457			LAP 5 @ 17:32:15.549		
NO	BEHIND	LAP TIME	NO	BEHIND	LAP TIME	NO	BEHIND	LAP TIME	NO	BEHIND	LAP TIME	NO	BEHIND	LAP TIME
5		2:18.998	5		2:11.008	5		2:10.557	5		2:10.035	5		2:10.092
1	2.516	2:21.514	1	4.941	2:13.433	11	6.553	2:11.186	11	7.393	2:10.875	11	7.286	2:09.985
11	6.253	2:25.251	11	5.924	2:10.679	1	9.843	2:15.459	1	14.156	2:14.348	1	18.352	2:14.288
57	11.063	2:30.061	53	18.274	2:18.101	53	26.015	2:18.298	53	34.536	2:18.556	53	42.928	2:18.484
53	11.181	2:30.179	46	18.671	2:17.847	46	26.535	2:18.421	46	35.743	2:19.243	46	43.439	2:17.788
6	11.508	2:30.506	57	21.979	2:21.924	57	32.544	2:21.122	57	43.720	2:21.211	57	52.829	2:19.201
46	11.832	2:30.830	6	22.934	2:22.434	6	34.280	2:21.903	6	45.528	2:21.283	6	55.721	2:20.285
34	12.588	2:31.586	34	23.210	2:21.630	34	34.718	2:22.065	34	45.840	2:21.157	34	55.959	2:20.211
14	22.210	2:41.208	14	41.476	2:30.274	14	1:01.075	2:30.156	14	1:17.959	2:26.919	14	1:35.164	2:27.297

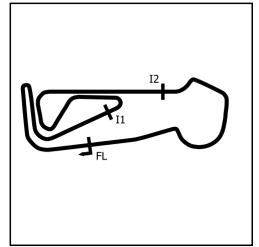
HSCC Historic Formula 3 Championship

RACE 7 - LAP CHART

LAP 6 @ 17:34:25.529			LAP 7 @ 17:36:35.143			LAP 8 @ 17:38:44.921			LAP 9 @ 17:40:55.404			LAP 10 @ 17:43:08.100		
NO	BEHIND	LAP TIME	NO	BEHIND	LAP TIME	NO	BEHIND	LAP TIME	NO	BEHIND	LAP TIME	NO	BEHIND	LAP TIME
5		2:09.980	5		2:09.614	5		2:09.778	5		2:10.483	5		2:12.696
11	7.557	2:10.251	11	7.754	2:09.811	11	8.554	2:10.578	11	8.842	2:10.771	34	1 Lap	2:27.194
1	22.564	2:14.192	1	25.631	2:12.681	1	29.189	2:13.336	14	1 Lap	2:25.502	11	5.845	2:09.699
46	51.120	2:17.661	53	58.672	2:16.989	46	1:06.726	2:16.921	1	31.857	2:13.151	14	1 Lap	2:24.257
53	51.297	2:18.349	46	59.583	2:18.077	53	1:06.879	2:17.985	53	1:13.316	2:16.920	1	32.786	2:13.625
57	1:01.639	2:18.790	57	1:09.468	2:17.443	57	1:15.898	2:16.208	46	1:13.994	2:17.751	53	1:17.328	2:16.708
6	1:05.620	2:19.879	6	1:17.571	2:21.565	6	1:29.311	2:21.518	57	1:19.727	2:14.312	46	1:17.895	2:16.597
34	1:22.448	2:36.469	34	1:39.671	2:26.837	34	1:56.408	2:26.515	6	1:42.463	2:23.635	57	1:22.302	2:15.271
14	1:50.278	2:25.094	14	2:04.788	2:24.124							6	1:53.176	2:23.409

HSCC Historic Formula 3 Championship

RACE 7 - SECTOR ANALYSIS



SECTOR 1 = FL to I1, SECTOR 2 = I1 to I2, SECTOR 3 = I2 to FL, DIFF = Difference To Personal Best Lap, P = Crossed Finish Line in Pit Lane, D = Time Disallowed

P1		5 B		Samuel HARRISON			Chevron B15			
IDEAL LAP TIME : 2:09.298		BEST LAP TIME : 2:09.614			DIFFERENCE : 0.316					
LAP	SECTOR 1	SECTOR 2		SECTOR 3		LAP TIME	MPH	DIFF	TIME OF DAY	
1 -		95.4	47.348	106.0	42.644	105.3	2:18.998	76.89	9.384	17:23:33.857
2 -	41.534	98.6	46.998	106.6	42.476	106.1	2:11.008	81.58	1.394	17:25:44.865
3 -	41.339	97.5	46.755	106.6	42.463	105.5	2:10.557	81.86	0.943	17:27:55.422
4 -	41.214	97.3	46.504	106.8	42.317	106.3	2:10.035	82.19	0.421	17:30:05.457
5 -	41.092	98.2	46.598	107.3	42.402	106.3	2:10.092	82.15	0.478	17:32:15.549
6 -	41.050	98.3	46.436	107.2	42.494	105.6	2:09.980 (3)	82.22	0.366	17:34:25.529
7 -	41.105	98.1	46.293	107.8	42.216	106.0	2:09.614 (1)	82.46		17:36:35.143
8 -	40.954	99.4	46.494	107.5	42.330	106.5	2:09.778 (2)	82.35	0.164	17:38:44.921
9 -	40.789	99.4	47.155	107.8	42.539	106.3	2:10.483	81.91	0.869	17:40:55.404
10 -	41.232	98.8	46.723	107.5	44.741	105.8	2:12.696	80.54	3.082	17:43:08.100

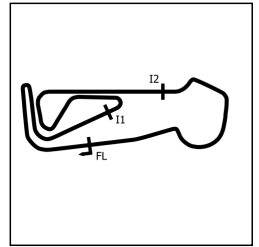
P2		11 B		Ian BANKHURST			Alexis Mk8			
IDEAL LAP TIME : 2:09.181		BEST LAP TIME : 2:09.699			DIFFERENCE : 0.518					
LAP	SECTOR 1	SECTOR 2		SECTOR 3		LAP TIME	MPH	DIFF	TIME OF DAY	
1 -		99.1	48.169	113.9	43.795	110.9	2:25.251	73.58	15.552	17:23:40.110
2 -	41.318	103.0	46.901	114.3	42.460	110.9	2:10.679	81.78	0.980	17:25:50.789
3 -	41.171	103.0	47.027	112.5	42.988	110.3	2:11.186	81.47	1.487	17:28:01.975
4 -	41.226	100.6	46.705	112.7	42.944	110.7	2:10.875	81.66	1.176	17:30:12.850
5 -	41.131	101.2	46.140	113.7	42.714	110.7	2:09.985 (3)	82.22	0.286	17:32:22.835
6 -	41.284	100.4	46.612	113.1	42.355	111.1	2:10.251	82.05	0.552	17:34:33.086
7 -	40.686	102.1	46.698	114.5	42.427	110.3	2:09.811 (2)	82.33	0.112	17:36:42.897
8 -	41.209	103.2	46.558	113.7	42.811	110.9	2:10.578	81.85	0.879	17:38:53.475
9 -	40.721	102.4	46.524	114.3	43.526	110.7	2:10.771	81.73	1.072	17:41:04.246
10 -	40.825	102.9	46.355	112.9	42.519	110.7	2:09.699 (1)	82.40		17:43:13.945

P3		1 B		Simon ARMER			March 703			
IDEAL LAP TIME : 2:12.528		BEST LAP TIME : 2:12.681			DIFFERENCE : 0.153					
LAP	SECTOR 1	SECTOR 2		SECTOR 3		LAP TIME	MPH	DIFF	TIME OF DAY	
1 -		93.5	47.222	103.7	44.925	107.5	2:21.514	75.52	8.833	17:23:36.373
2 -	41.920	99.7	47.480	110.9	44.033	108.4	2:13.433	80.10	0.752	17:25:49.806
3 -	42.057	98.2	47.970	111.6	45.432	108.0	2:15.459	78.90	2.778	17:28:05.265
4 -	42.006	99.4	47.524	111.4	44.818	108.5	2:14.348	79.55	1.667	17:30:19.613
5 -	41.829	99.2	47.414	112.2	45.045	107.3	2:14.288	79.59	1.607	17:32:33.901
6 -	42.038	98.8	47.393	111.8	44.761	107.8	2:14.192	79.64	1.511	17:34:48.093
7 -	41.819	100.4	46.891	112.4	43.971	107.8	2:12.681 (1)	80.55		17:37:00.774
8 -	41.830	100.4	47.184	111.2	44.322	108.0	2:13.336 (3)	80.15	0.655	17:39:14.110
9 -	41.666	100.6	47.114	112.2	44.371	108.5	2:13.151 (2)	80.27	0.470	17:41:27.261
10 -	42.156	100.0	47.042	112.0	44.427	107.8	2:13.625	79.98	0.944	17:43:40.886

P4		53 B		Josh SHARP			Chevron B17			
IDEAL LAP TIME : 2:16.118		BEST LAP TIME : 2:16.708			DIFFERENCE : 0.590					
LAP	SECTOR 1	SECTOR 2		SECTOR 3		LAP TIME	MPH	DIFF	TIME OF DAY	
1 -		97.8	49.616	113.3	48.789	111.4	2:30.179	71.16	13.471	17:23:45.038
2 -	43.308	99.7	48.620	114.5	46.173	110.0	2:18.101	77.39	1.393	17:26:03.139
3 -	43.475	98.8	48.926	111.2	45.897	109.2	2:18.298	77.28	1.590	17:28:21.437
4 -	43.337	98.3	49.111	118.1	46.108	109.6	2:18.556	77.13	1.848	17:30:39.993
5 -	43.350	95.8	49.068	112.2	46.066	109.1	2:18.484	77.17	1.776	17:32:58.477
6 -	43.469	98.1	48.291	119.8	46.589	112.9	2:18.349	77.25	1.641	17:35:16.826
7 -	42.510	99.1	48.697	113.9	45.782	108.7	2:16.989 (3)	78.02	0.281	17:37:33.815
8 -	43.087	99.2	48.377	114.9	46.521	112.9	2:17.985	77.45	1.277	17:39:51.800
9 -	43.051	99.7	47.924	116.5	45.945	110.0	2:16.920 (2)	78.06	0.212	17:42:08.720
10 -	43.100	99.2	47.845	116.5	45.763	108.7	2:16.708 (1)	78.18		17:44:25.428

HSCC Historic Formula 3 Championship

RACE 7 - SECTOR ANALYSIS



SECTOR 1 = FL to I1, SECTOR 2 = I1 to I2, SECTOR 3 = I2 to FL, DIFF = Difference To Personal Best Lap, P = Crossed Finish Line in Pit Lane, D = Time Disallowed

P5 46 B		Mike LAMPLOUGH					Chevron B15			
IDEAL LAP TIME : 2:16.191		BEST LAP TIME : 2:16.597					DIFFERENCE : 0.406			
LAP	SECTOR 1	SECTOR 2		SECTOR 3		LAP TIME	MPH	DIFF	TIME OF DAY	
1 -		98.9	49.302	110.0	48.267	112.9	2:30.830	70.86	14.233	17:23:45.689
2 -	42.960	105.6	48.316	112.9	46.571	111.6	2:17.847	77.53	1.250	17:26:03.536
3 -	43.508	104.0	49.013	111.1	45.900	112.0	2:18.421	77.21	1.824	17:28:21.957
4 -	43.020	102.2	48.829	112.0	47.394	110.3	2:19.243	76.75	2.646	17:30:41.200
5 -	43.245	101.9	48.324	115.1	46.219	111.4	2:17.788	77.56	1.191	17:32:58.988
6 -	43.010	102.2	48.144	115.1	46.507	110.5	2:17.661 (3)	77.64	1.064	17:35:16.649
7 -	43.169	103.0	48.409	117.1	46.499	110.0	2:18.077	77.40	1.480	17:37:34.726
8 -	42.468	103.4	48.083	115.1	46.370	109.8	2:16.921 (2)	78.06	0.324	17:39:51.647
9 -	43.248	102.1	47.897	115.5	46.606	110.9	2:17.751	77.58	1.154	17:42:09.398
10 -	42.458	102.9	47.833	115.1	46.306	111.4	2:16.597 (1)	78.24		17:44:25.995

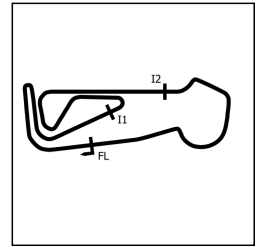
P6 57 B		Simon HAUGHTON					Chevron B15			
IDEAL LAP TIME : 2:14.033		BEST LAP TIME : 2:14.312					DIFFERENCE : 0.279			
LAP	SECTOR 1	SECTOR 2		SECTOR 3		LAP TIME	MPH	DIFF	TIME OF DAY	
1 -		97.8	49.947	108.2	48.693	108.5	2:30.061	71.22	15.749	17:23:44.920
2 -	44.811	101.5	49.921	102.9	47.192	109.6	2:21.924	75.30	7.612	17:26:06.844
3 -	44.652	98.3	49.655	110.9	46.815	110.3	2:21.122	75.73	6.810	17:28:27.966
4 -	44.396	95.5	49.630	108.4	47.185	108.7	2:21.211	75.68	6.899	17:30:49.177
5 -	43.877	96.9	49.060	110.3	46.264	108.9	2:19.201	76.78	4.889	17:33:08.378
6 -	43.379	94.5	49.379	111.4	46.032	110.3	2:18.790	77.00	4.478	17:35:27.168
7 -	43.073	100.3	48.532	113.7	45.838	109.8	2:17.443	77.76	3.131	17:37:44.611
8 -	43.109	100.9	47.913	112.9	45.186	110.3	2:16.208 (3)	78.46	1.896	17:40:00.819
9 -	42.033	98.8	47.804	113.9	44.475	110.5	2:14.312 (1)	79.57		17:42:15.131
10 -	42.920	100.0	47.525	112.2	44.826	110.3	2:15.271 (2)	79.01	0.959	17:44:30.402

P7 6 B		Leif BOSSON					Brabham BT28			
IDEAL LAP TIME : 2:19.562		BEST LAP TIME : 2:19.879					DIFFERENCE : 0.317			
LAP	SECTOR 1	SECTOR 2		SECTOR 3		LAP TIME	MPH	DIFF	TIME OF DAY	
1 -		98.8	49.289	115.9	48.124	109.4	2:30.506	71.01	10.627	17:23:45.365
2 -	45.021	101.5	49.894	108.2	47.519	110.9	2:22.434	75.03	2.555	17:26:07.799
3 -	45.513	97.3	49.363	112.9	47.027	108.9	2:21.903	75.31	2.024	17:28:29.702
4 -	44.558	99.4	49.454	113.9	47.271	108.2	2:21.283 (3)	75.65	1.404	17:30:50.985
5 -	44.963	98.1	48.979	114.5	46.343	108.0	2:20.285 (2)	76.18	0.406	17:33:11.270
6 -	44.326	98.2	48.893	113.1	46.660	107.5	2:19.879 (1)	76.40		17:35:31.149
7 -	44.439	98.5	49.448	113.1	47.678	106.8	2:21.565	75.49	1.686	17:37:52.714
8 -	44.974	96.6	49.261	112.2	47.283	107.2	2:21.518	75.52	1.639	17:40:14.232
9 -	45.233	95.3	50.598	108.7	47.804	107.2	2:23.635	74.41	3.756	17:42:37.867
10 -	45.207	94.9	50.555	109.2	47.647	105.6	2:23.409	74.52	3.530	17:45:01.276

P8 34 B		Gil DUFFY					Brabham BT21B			
IDEAL LAP TIME : 2:20.211		BEST LAP TIME : 2:20.211					DIFFERENCE : 0.000			
LAP	SECTOR 1	SECTOR 2		SECTOR 3		LAP TIME	MPH	DIFF	TIME OF DAY	
1 -		98.3	50.342	110.1	47.441	110.9	2:31.586	70.50	11.375	17:23:46.445
2 -	44.255	104.5	49.998	106.5	47.377	112.5	2:21.630 (3)	75.46	1.419	17:26:08.075
3 -	45.404	88.3	50.092	109.8	46.569	108.5	2:22.065	75.23	1.854	17:28:30.140
4 -	44.286	93.7	49.576	103.5	47.295	109.8	2:21.157 (2)	75.71	0.946	17:30:51.297
5 -	44.123	100.6	49.519	105.5	46.569	109.1	2:20.211 (1)	76.22		17:33:11.508
6 -	53.447	94.9	52.091	100.4	50.931	104.0	2:36.469	68.30	16.258	17:35:47.977
7 -	46.076	91.0	51.617	102.9	49.144	106.5	2:26.837	72.78	6.626	17:38:14.814
8 -	45.058	93.8	52.072	101.5	49.385	106.5	2:26.515	72.94	6.304	17:40:41.329
9 -	45.277	92.4	51.979	100.9	49.938	96.9	2:27.194	72.61	6.983	17:43:08.523

HSCC Historic Formula 3 Championship

RACE 7 - SECTOR ANALYSIS



SECTOR 1 = FL to I1, SECTOR 2 = I1 to I2, SECTOR 3 = I2 to FL, DIFF = Difference To Personal Best Lap, P = Crossed Finish Line in Pit Lane, D = Time Disallowed

P9		14 B		Simon ETHERINGTON			Brabham BT15			
IDEAL LAP TIME : 2:23.958		BEST LAP TIME : 2:24.124			DIFFERENCE : 0.166					
LAP	SECTOR 1	SECTOR 2		SECTOR 3		LAP TIME	MPH	DIFF	TIME OF DAY	
1 -		91.1	53.840	103.7	50.828	99.7	2:41.208	66.29	17.084	17:23:56.067
2 -	46.967	93.4	53.164	105.3	50.143	99.4	2:30.274	71.12	6.150	17:26:26.341
3 -	47.671	90.9	52.853	105.0	49.632	100.0	2:30.156	71.17	6.032	17:28:56.497
4 -	46.070	92.4	51.967	104.5	48.882	100.0	2:26.919	72.74	2.795	17:31:23.416
5 -	46.610	92.3	52.040	105.6	48.647	100.1	2:27.297	72.56	3.173	17:33:50.713
6 -	45.834	92.6	51.287	107.3	47.973	100.1	2:25.094 (3)	73.66	0.970	17:36:15.807
7 -	45.118	94.3	51.050	106.8	47.956	100.6	2:24.124 (1)	74.15		17:38:39.931
8 -	45.253	94.1	51.580	106.8	48.669	101.8	2:25.502	73.45	1.378	17:41:05.433
9 -	45.082	94.5	50.920	106.5	48.255	101.2	2:24.257 (2)	74.09	0.133	17:43:29.690

HSCC Historic Formula 3 Championship

RACE 7 - BEST SECTORS

SECTOR 1			SECTOR 2			SECTOR 3			IDEAL / BEST COMPARISON						
POS	NO	NAME	TIME	NO	NAME	TIME	NO	NAME	TIME	POS	NO	NAME	IDEAL	BEST	DIFF
												PERFECT LAP	2:09.042		
1	11	BANKHURST	40.686	11	BANKHURST	46.140	5	HARRISON	42.216	1	11	BANKHURST	2:09.181	2:09.699	0.518
2	5	HARRISON	40.789	5	HARRISON	46.293	11	BANKHURST	42.355	2	5	HARRISON	2:09.298	2:09.614	0.316
3	1	ARMER	41.666	1	ARMER	46.891	1	ARMER	43.971	3	1	ARMER	2:12.528	2:12.681	0.153
4	57	HAUGHTON	42.033	57	HAUGHTON	47.525	57	HAUGHTON	44.475	4	57	HAUGHTON	2:14.033	2:14.312	0.279
5	46	LAMPLOUGH	42.458	46	LAMPLOUGH	47.833	53	SHARP	45.763	5	53	SHARP	2:16.118	2:16.708	0.590
6	53	SHARP	42.510	53	SHARP	47.845	46	LAMPLOUGH	45.900	6	46	LAMPLOUGH	2:16.191	2:16.597	0.406
7	34	DUFFY	44.123	6	BOSSON	48.893	6	BOSSON	46.343	7	6	BOSSON	2:19.562	2:19.879	0.317
8	6	BOSSON	44.326	34	DUFFY	49.519	34	DUFFY	46.569	8	34	DUFFY	2:20.211	2:20.211	0.000
9	14	ETHERINGTON	45.082	14	ETHERINGTON	50.920	14	ETHERINGTON	47.956	9	14	ETHERINGTON	2:23.958	2:24.124	0.166

HSCC Historic Formula 3 Championship

RACE 7 - BEST SPEEDS

POS	INTERMEDIATE 1			INTERMEDIATE 2			FINISH LINE		
	NO	NAME	MPH	NO	NAME	MPH	NO	NAME	MPH
1	46	LAMPLOUGH	105.6	53	SHARP	119.8	53	SHARP	112.9
2	34	DUFFY	104.5	46	LAMPLOUGH	117.1	46	LAMPLOUGH	112.9
3	11	BANKHURST	103.2	6	BOSSON	115.9	34	DUFFY	112.5
4	57	HAUGHTON	101.5	11	BANKHURST	114.5	11	BANKHURST	111.1
5	6	BOSSON	101.5	57	HAUGHTON	113.9	6	BOSSON	110.9
6	1	ARMER	100.6	1	ARMER	112.4	57	HAUGHTON	110.5
7	53	SHARP	99.7	34	DUFFY	110.1	1	ARMER	108.5
8	5	HARRISON	99.4	5	HARRISON	107.8	5	HARRISON	106.5
9	14	ETHERINGTON	94.5	14	ETHERINGTON	107.3	14	ETHERINGTON	101.8

HSCC Historic Formula 3 Championship

RACE 7 - STATISTICS

Competitors Started	9
Planned Start	2022-04-23 @ 17:25:00.000
Actual Start	2022-04-23 @ 17:21:14.858
Finish Time	2022-04-23 @ 17:43:07.342
Track Length	2.9689mi.
Total Laps	88
Total Distance Covered	261.2642mi.

Session Fastest Lap History

NO	NAME	LAP TIME	TIME OF DAY	LAP	VEHICLE
5	Samuel HARRISON	2:18.998	17:23:33.857	1	Chevron B15
5	Samuel HARRISON	2:11.008	17:25:44.882	2	Chevron B15
11	Ian BANKHURST	2:10.679	17:25:50.792	2	Alexis Mk8
5	Samuel HARRISON	2:10.557	17:27:55.439	3	Chevron B15
5	Samuel HARRISON	2:10.035	17:30:05.474	4	Chevron B15
11	Ian BANKHURST	2:09.985	17:32:22.838	5	Alexis Mk8
5	Samuel HARRISON	2:09.980	17:34:25.547	6	Chevron B15
5	Samuel HARRISON	2:09.614	17:36:35.160	7	Chevron B15

Session Leader History

NO	NAME	FROM LAP	LAPS LED	DISTANCE	VEHICLE
5	Samuel HARRISON	1	10	29.68 miles	Chevron B15

Flag History

TYPE	TIME OF DAY
GREEN	17:21:14.858
FINISH	17:43:07.342

Flag Statistics

TYPE	COUNT	TOTAL LAPS	TOTAL TIME
Green	1	10	23:59.507
Red	0	0	0.000
Safety Car	0	0	0.000
FCY	0	0	0.000

Sheet No:

Issue Time:



HSCC Historic Formula 3 Championship
RACE 14 - GRID (20 minutes)

ROW 5 9 | 14 | 2:24.124 | Simon ETHERINGTON

ROW 4 7 | 6 | 2:19.879 | Leif BOSSON

ROW 3 5 | 46 | 2:16.597 | Mike LAMPLOUGH

ROW 2 3 | 1 | 2:12.681 | Simon ARMER

ROW 1 1 | 5 | 2:09.614 | Samuel HARRISON

8 | 34 | 2:20.211 | Gil DUFFY

6 | 53 | 2:16.708 | Josh SHARP

4 | 57 | 2:14.312 | Simon HAUGHTON

2 | 11 | 2:09.699 | Ian BANKHURST

Pole

Snetterton 300: 2.9689 miles

These results are provisional until the conclusion of any judicial and technical matters.

Clerk Of Course : Julian Floyd

Stewards :

Timekeeper : Nick Palmer

Sheet No:

Issue Time:



HSCC Historic Formula 3 Championship

RACE 14 - CLASSIFICATION

POS	NO	NAME	ENTRY	LAPS	TIME	GAP	DIFF	MPH	BEST	ON
1	5	Samuel HARRISON	Chevron B15	10	21:26.427			83.08	2:06.964	6
2	11	Ian BANKHURST	Alexis Mk8	10	21:36.294	9.867	9.867	82.45	2:07.704	3
3	1	Simon ARMER	March 703	10	22:26.539	1:00.112	50.245	79.37	2:12.407	10
4	57	Simon HAUGHTON	Chevron B15	10	22:34.049	1:07.622	7.510	78.93	2:12.774	9
5	53	Josh SHARP	Chevron B17	10	22:44.759	1:18.332	10.710	78.31	2:13.938	9
6	6*	Leif BOSSON	Brabham BT28	10	22:44.827	1:18.400	0.068	78.31	2:13.585	5
7	46	Mike LAMPLOUGH	Chevron B15	10	22:54.729	1:28.302	9.901	77.74	2:15.999	9
8	34	Gil DUFFY	Brabham BT21B	10	23:22.820	1:56.393	28.091	76.18	2:17.978	2
9	14	Simon ETHERINGTON	Brabham BT15	9	22:05.503	1 Lap	1 Lap	72.57	2:24.727	9
FASTEST LAP										
	5	Samuel HARRISON	Chevron B15	6	2:06.964			84.18 mph	135.47 kph	

*Car 6 requires a working transponder - Regulation Q12.8.1 refers.

Weather / Track : Sunny / Dry

These results are provisional until the conclusion of any judicial and technical matters.

Race Distance: 10 Laps / 29.68 miles

Snetterton 300: 2.9689 miles

Date: 24/04/2022 Start: 13:32 Finish: 13:53

Clerk Of Course : Julian Floyd

Stewards :

Timekeeper : Nick Palmer

HSCC Historic Formula 3 Championship

RACE 14 - LAP CHART

LAP 1 @ 13:34:53.238			LAP 2 @ 13:37:02.543			LAP 3 @ 13:39:10.110			LAP 4 @ 13:41:17.342			LAP 5 @ 13:43:24.786		
NO	BEHIND	LAP TIME	NO	BEHIND	LAP TIME	NO	BEHIND	LAP TIME	NO	BEHIND	LAP TIME	NO	BEHIND	LAP TIME
5		2:16.347	5		2:09.305	5		2:07.567	5		2:07.232	5		2:07.444
11	0.148	2:16.495	11	1.044	2:10.201	11	1.181	2:07.704	11	1.668	2:07.719	11	2.948	2:08.724
1	3.563	2:19.910	1	8.547	2:14.289	1	16.259	2:15.279	1	24.188	2:15.161	1	31.334	2:14.590
57	7.014	2:23.361	57	14.633	2:16.924	57	23.786	2:16.720	57	32.592	2:16.038	57	39.203	2:14.055
46	9.582	2:25.929	46	16.523	2:16.246	53	27.262	2:18.160	53	35.129	2:15.099	53	41.944	2:14.259
53	10.085	2:26.432	53	16.669	2:15.889	46	27.311	2:18.355	46	36.370	2:16.291	6	42.715	2:13.585
6	11.278	2:27.625	6	19.201	2:17.228	6	27.922	2:16.288	6	36.574	2:15.884	46	45.039	2:16.113
34	11.859	2:28.206	34	20.532	2:17.978	34	31.581	2:18.616	34	43.421	2:19.072	34	54.740	2:18.763
14	19.512	2:35.859	14	37.857	2:27.650	14	57.721	2:27.431	14	1:16.551	2:26.062	14	1:34.296	2:25.189

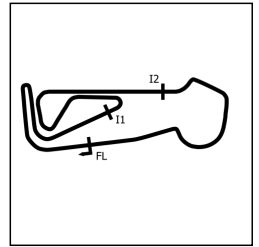
HSCC Historic Formula 3 Championship

RACE 14 - LAP CHART

LAP 6 @ 13:45:31.750			LAP 7 @ 13:47:38.794			LAP 8 @ 13:49:46.899			LAP 9 @ 13:51:54.972			LAP 10 @ 13:54:03.318		
NO	BEHIND	LAP TIME	NO	BEHIND	LAP TIME	NO	BEHIND	LAP TIME	NO	BEHIND	LAP TIME	NO	BEHIND	LAP TIME
5		2:06.964	5		2:07.044	5		2:08.105	5		2:08.073	5		2:08.346
11	4.660	2:08.676	11	6.219	2:08.603	14	1 Lap	2:27.508	11	8.356	2:09.822	11	9.867	2:09.857
1	38.799	2:14.429	1	45.370	2:13.615	11	6.607	2:08.493	14	1 Lap	2:25.703	14	1 Lap	2:24.727
57	46.366	2:14.127	57	52.322	2:13.000	1	50.903	2:13.638	1	56.051	2:13.221	1	1:00.112	2:12.407
53	50.236	2:15.256	6	59.169	2:15.170	57	57.268	2:13.051	57	1:01.969	2:12.774	57	1:07.622	2:13.999
6	51.043	2:15.292	53	59.505	2:16.313	6	1:06.192	2:15.128	6	1:12.031	2:13.912	53	1:18.332	2:14.463
46	54.576	2:16.501	46	1:04.288	2:16.756	53	1:06.350	2:14.950	53	1:12.215	2:13.938	6	1:18.400	2:14.715
34	1:07.712	2:19.936	34	1:21.163	2:20.495	46	1:12.613	2:16.430	46	1:20.539	2:15.999	46	1:28.302	2:16.109
14	1:52.706	2:25.374				34	1:33.904	2:20.846	34	1:45.016	2:19.185	34	1:56.393	2:19.723

HSCC Historic Formula 3 Championship

RACE 14 - SECTOR ANALYSIS



SECTOR 1 = FL to I1, SECTOR 2 = I1 to I2, SECTOR 3 = I2 to FL, DIFF = Difference To Personal Best Lap, P = Crossed Finish Line in Pit Lane, D = Time Disallowed

P1		5 B		Samuel HARRISON			Chevron B15					
IDEAL LAP TIME : 2:06.771		BEST LAP TIME : 2:06.964			DIFFERENCE : 0.193							
LAP	SECTOR 1	SECTOR 2	SECTOR 3	LAP TIME	MPH	DIFF	TIME OF DAY					
1 -		99.8	46.466	112.9	42.049	105.3	2:16.347	78.38	9.383	13:34:53.238		
2 -	41.483	102.7	46.150	108.4	41.672	105.1	2:09.305	82.65	2.341	13:37:02.543		
3 -	40.391	98.6	45.614	108.2	41.562	105.6	2:07.567	83.78	0.603	13:39:10.110		
4 -	40.219	98.2	45.745	108.7	41.268	105.5	2:07.232 (3)	84.00	0.268	13:41:17.342		
5 -	40.333	97.6	45.623	110.1	41.488	106.0	2:07.444	83.86	0.480	13:43:24.786		
6 -	40.109	97.9	45.540	107.8	41.315	106.5	2:06.964 (1)	84.18		13:45:31.750		
7 -	39.983	98.2	45.520	108.5	41.541	106.0	2:07.044 (2)	84.12	0.080	13:47:38.794		
8 -	40.291	98.5	45.694	108.7	42.120	105.8	2:08.105	83.43	1.141	13:49:46.899		
9 -	40.376	98.3	45.831	109.4	41.866	105.1	2:08.073	83.45	1.109	13:51:54.972		
10 -	40.418	98.8	46.048	110.5	41.880	104.5	2:08.346	83.27	1.382	13:54:03.318		

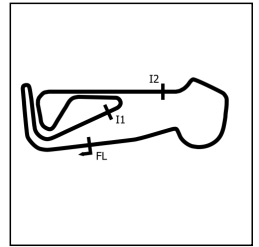
P2		11 B		Ian BANKHURST			Alexis Mk8					
IDEAL LAP TIME : 2:07.399		BEST LAP TIME : 2:07.704			DIFFERENCE : 0.305							
LAP	SECTOR 1	SECTOR 2	SECTOR 3	LAP TIME	MPH	DIFF	TIME OF DAY					
1 -		101.9	47.021	112.9	42.315	112.7	2:16.495	78.30	8.791	13:34:53.386		
2 -	41.187	101.0	46.739	116.5	42.275	111.1	2:10.201	82.08	2.497	13:37:03.587		
3 -	39.990	103.7	45.790	115.1	41.924	110.7	2:07.704 (1)	83.69		13:39:11.291		
4 -	40.310	102.6	45.605	115.5	41.804	110.5	2:07.719 (2)	83.68	0.015	13:41:19.010		
5 -	40.195	103.5	46.237	115.9	42.292	110.3	2:08.724	83.03	1.020	13:43:27.734		
6 -	40.427	102.1	45.938	114.3	42.311	110.7	2:08.676	83.06	0.972	13:45:36.410		
7 -	40.532	102.4	45.774	114.7	42.297	108.4	2:08.603	83.10	0.899	13:47:45.013		
8 -	40.362	101.9	46.244	114.3	41.887	111.1	2:08.493 (3)	83.18	0.789	13:49:53.506		
9 -	41.343	102.4	46.216	115.1	42.263	110.5	2:09.822	82.32	2.118	13:52:03.328		
10 -	41.146	102.7	46.127	116.3	42.584	110.0	2:09.857	82.30	2.153	13:54:13.185		

P3		1 B		Simon ARMER			March 703					
IDEAL LAP TIME : 2:11.898		BEST LAP TIME : 2:12.407			DIFFERENCE : 0.509							
LAP	SECTOR 1	SECTOR 2	SECTOR 3	LAP TIME	MPH	DIFF	TIME OF DAY					
1 -		99.2	47.490	111.6	43.759	107.3	2:19.910	76.39	7.503	13:34:56.801		
2 -	42.203	100.0	47.491	110.9	44.595	108.0	2:14.289	79.59	1.882	13:37:11.090		
3 -	42.233	100.3	47.860	110.5	45.186	107.2	2:15.279	79.00	2.872	13:39:26.369		
4 -	42.171	100.3	47.874	111.4	45.116	107.0	2:15.161	79.07	2.754	13:41:41.530		
5 -	42.146	100.1	47.596	111.2	44.848	108.2	2:14.590	79.41	2.183	13:43:56.120		
6 -	42.396	99.8	47.138	111.2	44.895	108.2	2:14.429	79.50	2.022	13:46:10.549		
7 -	42.295	99.4	46.977	112.2	44.343	107.2	2:13.615 (3)	79.99	1.208	13:48:24.164		
8 -	42.513	99.7	47.061	111.8	44.064	107.3	2:13.638	79.97	1.231	13:50:37.802		
9 -	41.777	101.3	46.916	112.5	44.528	107.2	2:13.221 (2)	80.22	0.814	13:52:51.023		
10 -	41.481	101.0	46.658	113.9	44.268	107.5	2:12.407 (1)	80.72		13:55:03.430		

P4		57 B		Simon HAUGHTON			Chevron B15					
IDEAL LAP TIME : 2:12.367		BEST LAP TIME : 2:12.774			DIFFERENCE : 0.407							
LAP	SECTOR 1	SECTOR 2	SECTOR 3	LAP TIME	MPH	DIFF	TIME OF DAY					
1 -		100.9	48.353	112.0	45.295	108.7	2:23.361	74.55	10.587	13:35:00.252		
2 -	42.973	100.0	48.370	112.9	45.581	109.6	2:16.924	78.05	4.150	13:37:17.176		
3 -	42.796	100.9	48.586	112.0	45.338	110.7	2:16.720	78.17	3.946	13:39:33.896		
4 -	43.015	100.1	48.111	112.7	44.912	109.8	2:16.038	78.56	3.264	13:41:49.934		
5 -	42.178	101.5	47.725	113.5	44.152	110.3	2:14.055	79.72	1.281	13:44:03.989		
6 -	42.133	99.2	47.333	113.9	44.661	111.2	2:14.127	79.68	1.353	13:46:18.116		
7 -	41.805	100.1	46.920	114.7	44.275	110.5	2:13.000 (2)	80.36	0.226	13:48:31.116		
8 -	42.215	100.4	46.986	114.7	43.850	109.8	2:13.051 (3)	80.33	0.277	13:50:44.167		
9 -	41.681	101.3	46.836	115.3	44.257	109.8	2:12.774 (1)	80.49		13:52:56.941		
10 -	41.963	102.1	47.633	114.9	44.403	109.4	2:13.999	79.76	1.225	13:55:10.940		

HSCC Historic Formula 3 Championship

RACE 14 - SECTOR ANALYSIS



SECTOR 1 = FL to I1, SECTOR 2 = I1 to I2, SECTOR 3 = I2 to FL, DIFF = Difference To Personal Best Lap, P = Crossed Finish Line in Pit Lane, D = Time Disallowed

P5 53 B		Josh SHARP					Chevron B17			
IDEAL LAP TIME : 2:12.953		BEST LAP TIME : 2:13.938					DIFFERENCE : 0.985			
LAP	SECTOR 1	SECTOR 2		SECTOR 3		LAP TIME	MPH	DIFF	TIME OF DAY	
1 -		98.5	48.560	118.1	46.273	110.9	2:26.432	72.98	12.494	13:35:03.323
2 -	42.689	103.7	48.098	116.3	45.102	113.5	2:15.889	78.65	1.951	13:37:19.212
3 -	43.285	95.7	47.984	117.3	46.891	110.1	2:18.160	77.36	4.222	13:39:37.372
4 -	42.442	100.7	47.690	116.1	44.967	109.6	2:15.099	79.11	1.161	13:41:52.471
5 -	42.116	101.8	47.515	113.7	44.628	110.5	2:14.259 (2)	79.60	0.321	13:44:06.730
6 -	42.813	100.9	47.492	118.7	44.951	110.3	2:15.256	79.02	1.318	13:46:21.986
7 -	42.531	100.0	48.318	113.9	45.464	112.0	2:16.313	78.40	2.375	13:48:38.299
8 -	43.262	102.9	46.977	117.7	44.711	109.6	2:14.950	79.20	1.012	13:50:53.249
9 -	43.101	99.7	46.964	117.9	43.873	112.4	2:13.938 (1)	79.79		13:53:07.187
10 -	42.482	101.0	47.320	115.9	44.661	100.1	2:14.463 (3)	79.48	0.525	13:55:21.650

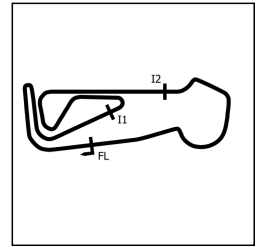
P6 6 B		Leif BOSSON					Brabham BT28			
IDEAL LAP TIME :		BEST LAP TIME : 2:13.585					DIFFERENCE :			
LAP	SECTOR 1	SECTOR 2		SECTOR 3		LAP TIME	MPH	DIFF	TIME OF DAY	
1 -							2:27.625	72.39	14.040	13:35:04.516
2 -							2:17.228	77.88	3.643	13:37:21.744
3 -							2:16.288	78.42	2.703	13:39:38.032
4 -							2:15.884	78.65	2.299	13:41:53.916
5 -							2:13.585 (1)	80.00		13:44:07.501
6 -							2:15.292	79.00	1.707	13:46:22.793
7 -							2:15.170	79.07	1.585	13:48:37.963
8 -							2:15.128	79.09	1.543	13:50:53.091
9 -							2:13.912 (2)	79.81	0.327	13:53:07.003
10 -							2:14.715 (3)	79.33	1.130	13:55:21.718

P7 46 B		Mike LAMPLOUGH					Chevron B15			
IDEAL LAP TIME : 2:15.481		BEST LAP TIME : 2:15.999					DIFFERENCE : 0.518			
LAP	SECTOR 1	SECTOR 2		SECTOR 3		LAP TIME	MPH	DIFF	TIME OF DAY	
1 -		101.3	48.220	114.7	46.050	109.8	2:25.929	73.24	9.930	13:35:02.820
2 -	42.792	102.6	47.679	116.7	45.775	110.7	2:16.246	78.44	0.247	13:37:19.066
3 -	43.526	101.6	47.882	115.1	46.947	108.5	2:18.355	77.25	2.356	13:39:37.421
4 -	42.450	105.5	47.651	114.1	46.190	108.5	2:16.291	78.42	0.292	13:41:53.712
5 -	42.648	104.3	47.708	112.9	45.757	109.8	2:16.113 (3)	78.52	0.114	13:44:09.825
6 -	42.602	102.4	47.632	110.9	46.267	110.0	2:16.501	78.30	0.502	13:46:26.326
7 -	42.906	101.8	47.682	110.1	46.168	108.2	2:16.756	78.15	0.757	13:48:43.082
8 -	42.773	102.2	47.809	115.7	45.848	107.5	2:16.430	78.34	0.431	13:50:59.512
9 -	42.968	102.1	47.526	117.5	45.505	107.8	2:15.999 (1)	78.58		13:53:15.511
10 -	42.787	102.9	47.781	111.4	45.541	108.9	2:16.109 (2)	78.52	0.110	13:55:31.620

P8 34 B		Gil DUFFY					Brabham BT21B			
IDEAL LAP TIME : 2:17.720		BEST LAP TIME : 2:17.978					DIFFERENCE : 0.258			
LAP	SECTOR 1	SECTOR 2		SECTOR 3		LAP TIME	MPH	DIFF	TIME OF DAY	
1 -		94.7	49.268	106.6	46.135	112.2	2:28.206	72.11	10.228	13:35:05.097
2 -	42.785	101.2	49.062	111.4	46.131	110.3	2:17.978 (1)	77.46		13:37:23.075
3 -	42.974	100.7	49.105	106.6	46.537	109.8	2:18.616 (2)	77.10	0.638	13:39:41.691
4 -	43.281	99.8	48.975	106.1	46.816	107.3	2:19.072	76.85	1.094	13:42:00.763
5 -	42.972	98.5	49.205	104.0	46.586	110.1	2:18.763 (3)	77.02	0.785	13:44:19.526
6 -	43.244	98.5	49.268	105.6	47.424	109.4	2:19.936	76.37	1.958	13:46:39.462
7 -	43.169	94.5	50.108	100.1	47.218	108.7	2:20.495	76.07	2.517	13:48:59.957
8 -	43.074	98.6	49.853	106.5	47.919	107.5	2:20.846	75.88	2.868	13:51:20.803
9 -	42.614	99.1	49.413	106.6	47.158	106.8	2:19.185	76.79	1.207	13:53:39.988
10 -	43.162	92.8	49.623	105.3	46.938	106.8	2:19.723	76.49	1.745	13:55:59.711

HSCC Historic Formula 3 Championship

RACE 14 - SECTOR ANALYSIS



SECTOR 1 = FL to I1, SECTOR 2 = I1 to I2, SECTOR 3 = I2 to FL, DIFF = Difference To Personal Best Lap, P = Crossed Finish Line in Pit Lane, D = Time Disallowed

P9		14 B		Simon ETHERINGTON			Brabham BT15			
IDEAL LAP TIME : 2:23.287		BEST LAP TIME : 2:24.727			DIFFERENCE : 1.440					
LAP	SECTOR 1	SECTOR 2		SECTOR 3		LAP TIME	MPH	DIFF	TIME OF DAY	
1 -		93.9	52.082	106.5	49.388	100.0	2:35.859	68.57	11.132	13:35:12.750
2 -	46.076	92.9	52.190	107.7	49.384	101.0	2:27.650	72.38	2.923	13:37:40.400
3 -	46.574	93.0	51.934	107.0	48.923	101.2	2:27.431	72.49	2.704	13:40:07.831
4 -	45.865	92.6	51.560	108.7	48.637	100.4	2:26.062	73.17	1.335	13:42:33.893
5 -	45.561	93.8	51.176	106.8	48.452	101.0	2:25.189 (2)	73.61	0.462	13:44:59.082
6 -	45.881	92.3	51.870	106.1	47.623	100.9	2:25.374 (3)	73.52	0.647	13:47:24.456
7 -	45.600	92.5	52.221	106.8	49.687	101.2	2:27.508	72.45	2.781	13:49:51.964
8 -	45.816	95.3	50.620	107.8	49.267	99.7	2:25.703	73.35	0.976	13:52:17.667
9 -	45.044	93.7	51.250	108.2	48.433	83.9	2:24.727 (1)	73.84		13:54:42.394

HSCC Historic Formula 3 Championship

RACE 14 - BEST SECTORS

SECTOR 1			SECTOR 2			SECTOR 3			IDEAL / BEST COMPARISON						
POS	NO	NAME	TIME	NO	NAME	TIME	NO	NAME	TIME	POS	NO	NAME	IDEAL	BEST	DIFF
													PERFECT LAP	2:06.771	
1	5	HARRISON	39.983	5	HARRISON	45.520	5	HARRISON	41.268	1	5	HARRISON	2:06.771	2:06.964	0.193
2	11	BANKHURST	39.990	11	BANKHURST	45.605	11	BANKHURST	41.804	2	11	BANKHURST	2:07.399	2:07.704	0.305
3	1	ARMER	41.481	1	ARMER	46.658	1	ARMER	43.759	3	1	ARMER	2:11.898	2:12.407	0.509
4	57	HAUGHTON	41.681	57	HAUGHTON	46.836	57	HAUGHTON	43.850	4	57	HAUGHTON	2:12.367	2:12.774	0.407
5	53	SHARP	42.116	53	SHARP	46.964	53	SHARP	43.873	5	53	SHARP	2:12.953	2:13.938	0.985
6	46	LAMPLOUGH	42.450	46	LAMPLOUGH	47.526	46	LAMPLOUGH	45.505	6	46	LAMPLOUGH	2:15.481	2:15.999	0.518
7	34	DUFFY	42.614	34	DUFFY	48.975	34	DUFFY	46.131	7	34	DUFFY	2:17.720	2:17.978	0.258
8	14	ETHERINGTON	45.044	14	ETHERINGTON	50.620	14	ETHERINGTON	47.623	8	14	ETHERINGTON	2:23.287	2:24.727	1.440
9										9	6	BOSSON		2:13.585	

HSCC Historic Formula 3 Championship

RACE 14 - BEST SPEEDS

POS	INTERMEDIATE 1			INTERMEDIATE 2			FINISH LINE		
	NO	NAME	MPH	NO	NAME	MPH	NO	NAME	MPH
1	46	LAMPLOUGH	105.5	53	SHARP	118.7	53	SHARP	113.5
2	11	BANKHURST	103.7	46	LAMPLOUGH	117.5	11	BANKHURST	112.7
3	53	SHARP	103.7	11	BANKHURST	116.5	34	DUFFY	112.2
4	5	HARRISON	102.7	57	HAUGHTON	115.3	57	HAUGHTON	111.2
5	57	HAUGHTON	102.1	1	ARMER	113.9	46	LAMPLOUGH	110.7
6	1	ARMER	101.3	5	HARRISON	112.9	1	ARMER	108.2
7	34	DUFFY	101.2	34	DUFFY	111.4	5	HARRISON	106.5
8	14	ETHERINGTON	95.3	14	ETHERINGTON	108.7	14	ETHERINGTON	101.2
9									

HSCC Historic Formula 3 Championship

RACE 14 - STATISTICS

Competitors Started	9
Planned Start	2022-04-24 @ 13:30:00.000
Actual Start	2022-04-24 @ 13:32:36.890
Finish Time	2022-04-24 @ 13:53:39.989
Track Length	2.9689mi.
Total Laps	89
Total Distance Covered	264.2331mi.

Session Fastest Lap History

NO	NAME	LAP TIME	TIME OF DAY	LAP	VEHICLE
5	Samuel HARRISON	2:16.347	13:34:53.256	1	Chevron B15
5	Samuel HARRISON	2:09.305	13:37:02.560	2	Chevron B15
5	Samuel HARRISON	2:07.567	13:39:10.127	3	Chevron B15
5	Samuel HARRISON	2:07.232	13:41:17.359	4	Chevron B15
5	Samuel HARRISON	2:06.964	13:45:31.767	6	Chevron B15

Session Leader History

NO	NAME	FROM LAP	LAPS LED	DISTANCE	VEHICLE
5	Samuel HARRISON	1	10	29.68 miles	Chevron B15

Flag History

TYPE	TIME OF DAY
GREEN	13:32:36.890
FINISH	13:53:39.989

Flag Statistics

TYPE	COUNT	TOTAL LAPS	TOTAL TIME
Green	1	10	23:48.617
Red	0	0	0.000
Safety Car	0	0	0.000
FCY	0	0	0.000