



HSCC HISTORIC FORMULA 3

1000cc F3 cars 1964-1970



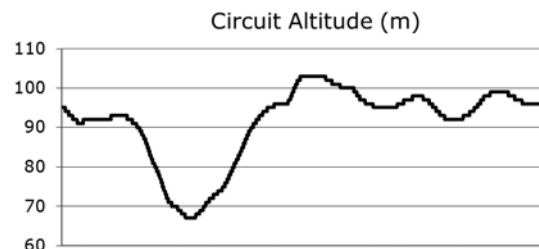
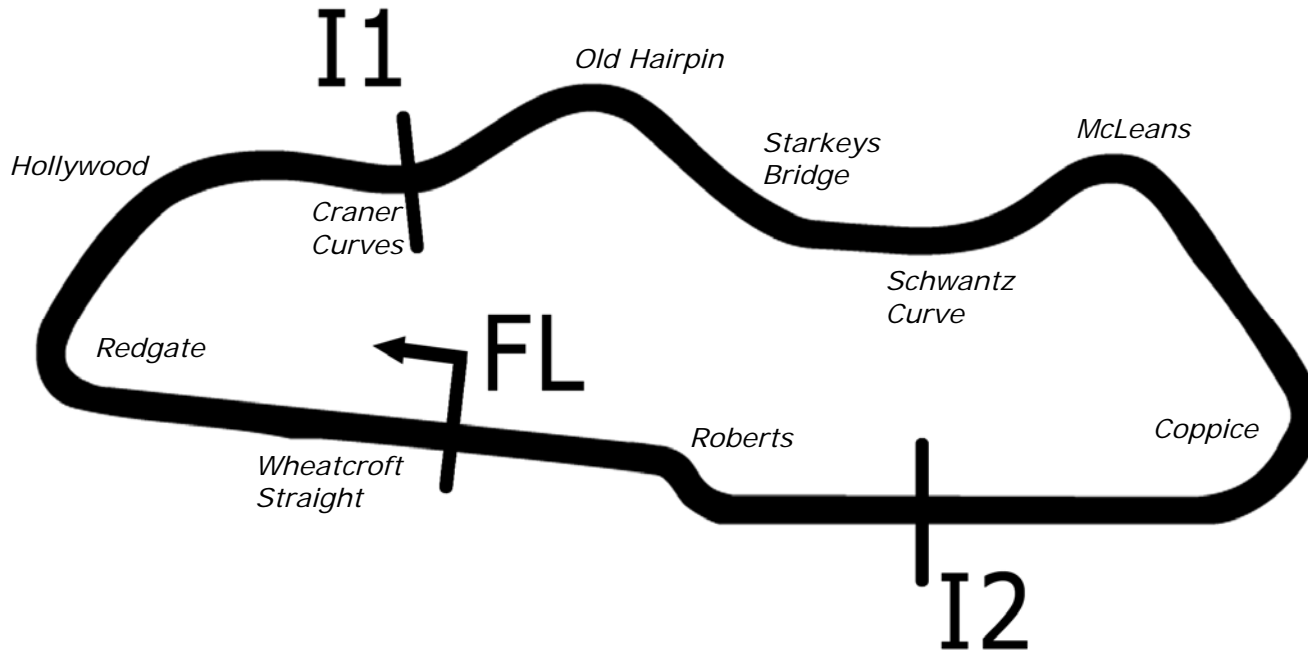
HSCC Club Car Championships
Donington Park National
18th / 19th June 2022



Timing & Results Provided by Timing Solutions Ltd

www.tsl-timing.com

Donington Park National



Length	1.9790 miles	3185.0 m	
FL		52.82971 N	1.37867 W
I1	941m	52.83226 N	1.37893 W
I2	2641m	52.82866 N	1.37129 W
Pit Entry	3100m	52.82951 N	1.37832 W
Pit Exit	229m after FL	52.82996 N	1.38205 W
Pit Entry–Pit Exit 256m, 18.4s @50kph, 15.3s @60kph			

All results available at www.tsl-timing.com

Sheet No:

Issue Time:



HSCC Historic Formula 3 Championship

QUALIFYING - RACE 4 - CLASSIFICATION

POS	NO	CL	PIC NAME	ENTRY	TIME	ON	LAPS	GAP	DIFF	MPH
1	15	B	1 Samuel HARRISON	Chevron B15	1:36.680	2	8			73.69
2	1	B	2 Jeremy TIMMS	Chevron B15	1:41.318	7	7	4.638	4.638	70.31
3	11	B	3 Simon ARMER	March 703	1:45.234	2	7	8.554	3.916	67.70
4	411	B	4 Ian BANKHURST	Alexis Mk8	1:47.841	5	6	11.161	2.607	66.06
5	114	B	5 Jon MILICEVIC	Brabham BT21B	1:48.511	1	1	11.831	0.670	65.65
6	63	B	6 Christoph WIDMER	Brabham BT18A	1:49.539	7	7	12.859	1.028	65.04
7	46	B	7 Mike LAMPLOUGH	Chevron B15	1:49.746	2	7	13.066	0.207	64.91
8	77	B	8 Francois DEROSI	Chevron B17	1:49.804	7	7	13.124	0.058	64.88
9	2	B	9 Barry SEWELL	Lotus 41	1:52.537	6	7	15.857	2.733	63.30
10	39	Inv	1 Austin WIDMER	Lotus 61	1:53.603	7	7	16.923	1.066	62.71
11	26	B	10 Steve SEAMAN	Brabham BT21	1:54.201	2	6	17.521	0.598	62.38
12	16	B	11 Mark LINSTONE	Brabham BT21	1:54.426	7	7	17.746	0.225	62.26
13	34	B	12 Gii DUFFY	Brabham BT21B	1:55.088	2	6	18.408	0.662	61.90
14	24	A	1 Jon WAGGITT	Lotus 31	1:56.395	6	7	19.715	1.307	61.21
15	6	B	13 Leif BOSSON	Brabham BT28	1:58.916	6	6	22.236	2.521	59.91
16	53	B	14 Josh SHARP	Chevron B17	1:59.733	6	6	23.053	0.817	59.50
17	59	B	15 Tony WALLEN	Lotus 59A	2:00.677	1	7	23.997	0.944	59.03
18	57	B	16 Simon HAUGHTON	Chevron B15	2:01.293	6	6	24.613	0.616	58.73
19	14	B	17 Simon ETHERINGTON	Brabham BT15	2:10.722	1	6	34.042	9.429	54.50
20	44	B	18 Peter HAMILTON	Tecno	2:11.449	1	1	34.769	0.727	54.20
21	71	B	19 Mike WALKER	Brabham BT21	2:14.643	1	5	37.963	3.194	52.91
22	58	B	20 Rachel LOVETT	Merlyn Mk10/14	2:14.750	4	4	38.070	0.107	52.87
23	84	B	21 Martin WHITLOCK	Brabham BT21			0			

Weather / Track : Rain / Wet

These results are provisional until the conclusion of any judicial and technical matters.

Donington Park National: 1.9790 miles

Date: 18/06/2022 Start: 10:25 Finish: 10:40

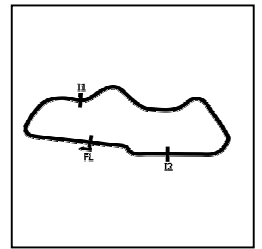
Clerk Of Course : Julian Floyd

Stewards :

Timekeeper : Richard Lomax

HSCC Historic Formula 3 Championship

QUALIFYING - RACE 4 - SECTOR ANALYSIS



SECTOR 1 = FL to I1, SECTOR 2 = I1 to I2, SECTOR 3 = I2 to FL, DIFF = Difference To Personal Best Lap, P = Crossed Finish Line in Pit Lane, D = Time Disallowed

P1 15 B Samuel HARRISON		Chevron B15								
IDEAL LAP TIME : 1:36.680		BEST LAP TIME : 1:36.680		DIFFERENCE : 0.000						
LAP	SECTOR 1	SECTOR 2	SECTOR 3	LAP TIME	MPH	DIFF	TIME OF DAY			
1 -	29.348	80.3	57.731	87.4	18.826	92.4	1:45.905 (3)	67.27	9.225	10:28:08.891
2 -	26.772	82.2	52.939	106.0	16.969	92.8	1:36.680 (1)	73.69		10:29:45.571
3 -	29.391	75.3	1:03.495	56.2	25.637	68.5	1:58.523	60.11	21.843	10:31:44.094
4 -	38.349	60.1	1:13.316	66.9	24.528	65.5	2:16.193	52.31	39.513	10:34:00.287
5 -	35.375	60.1	1:22.919	51.8	28.352	54.4	2:26.646	48.58	49.966	10:36:26.933
6 -	45.314	61.1	1:24.465	55.2	23.652	87.8	2:33.431	46.43	56.751	10:39:00.364
7 -	29.668	66.5	56.969	104.5	17.369	91.3	1:44.006 (2)	68.50	7.326	10:40:44.370
8 -	27.448	76.8	1:00.969	101.5	18.608	90.9	1:47.025	66.56	10.345	10:42:31.395

P2 1 B Jeremy TIMMS		Chevron B15								
IDEAL LAP TIME : 1:41.318		BEST LAP TIME : 1:41.318		DIFFERENCE : 0.000						
LAP	SECTOR 1	SECTOR 2	SECTOR 3	LAP TIME	MPH	DIFF	TIME OF DAY			
1 -	33.157	61.6	58.165	101.6	17.968	89.4	1:49.290	65.19	7.972	10:28:28.495
2 -	28.941	74.1	55.650	103.4	19.934	72.6	1:44.525 (3)	68.16	3.207	10:30:13.020
3 -	47.787	43.3	1:33.343	48.4	32.658	36.4	2:53.788	40.99	1:12.470	10:33:06.808
4 -	48.843	44.4	1:33.274	50.7	30.698	48.9	2:52.815	41.22	1:11.497	10:35:59.623
5 -	45.753	47.7	1:21.321	57.9	24.064	82.2	2:31.138	47.13	49.820	10:38:30.761
6 -	30.046	76.5	55.421	102.1	18.012	89.3	1:43.479 (2)	68.85	2.161	10:40:14.240
7 -	28.810	75.0	54.984	102.6	17.524	91.1	1:41.318 (1)	70.31		10:41:55.558

P3 11 B Simon ARMER		March 703								
IDEAL LAP TIME : 1:45.234		BEST LAP TIME : 1:45.234		DIFFERENCE : 0.000						
LAP	SECTOR 1	SECTOR 2	SECTOR 3	LAP TIME	MPH	DIFF	TIME OF DAY			
1 -	31.966	70.3	56.795	96.2	19.890	81.0	1:48.651 (3)	65.57	3.417	10:28:13.904
2 -	30.478	71.5	55.894	100.9	18.862	83.8	1:45.234 (1)	67.70		10:29:59.138
3 -	32.597	66.3	1:05.026	70.9	22.505	75.3	2:00.128	59.30	14.894	10:31:59.266
4 -	34.779	61.4	1:06.247	62.7	24.743	75.1	2:05.769	56.64	20.535	10:34:05.035
5 -	41.057	44.5	1:21.919	56.1	26.814	57.3	2:29.790	47.56	44.556	10:36:34.825
6 -	51.366	34.4	1:34.341	36.6	30.004	83.3	2:55.711	40.54	1:10.477	10:39:30.536
7 -	30.593	68.1	56.579	99.7	19.426	85.0	1:46.598 (2)	66.83	1.364	10:41:17.134

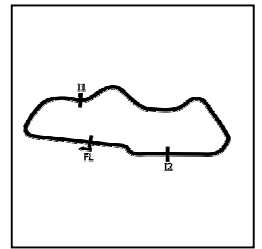
P4 411 B Ian BANKHURST		Alexis Mk8								
IDEAL LAP TIME : 1:47.255		BEST LAP TIME : 1:47.841		DIFFERENCE : 0.586						
LAP	SECTOR 1	SECTOR 2	SECTOR 3	LAP TIME	MPH	DIFF	TIME OF DAY			
1 -	33.298	65.7	58.344	97.6	19.266	83.4	1:50.908 (3)	64.23	3.067	10:28:40.280
2 -	30.790	67.9	1:00.807	67.6	22.435	65.1	1:54.032	62.47	6.191	10:30:34.312
3 -	33.505	61.0	1:30.259	45.5	IN PIT		2:35.521 P	45.81	47.680	10:33:09.833
4 -	OUTLAP	54.9	1:12.781	68.1	20.801	82.1	5:48.502	20.44	4:00.661	10:38:58.335
5 -	31.065	67.0	57.911	96.0	18.865	82.3	1:47.841 (1)	66.06		10:40:46.176
6 -	30.596	67.7	59.559	97.9	18.748	83.1	1:48.903 (2)	65.42	1.062	10:42:35.079

P5 114 B Jon MILICEVIC		Brabham BT21B								
IDEAL LAP TIME : 1:47.273		BEST LAP TIME : 1:48.511		DIFFERENCE : 1.238						
LAP	SECTOR 1	SECTOR 2	SECTOR 3	LAP TIME	MPH	DIFF	TIME OF DAY			
1 -	31.191	70.1	58.360	103.0	18.960	92.0	1:48.511 (1)	65.65		10:28:26.846

P6 63 B Christoph WIDMER		Brabham BT18A								
IDEAL LAP TIME : 1:49.539		BEST LAP TIME : 1:49.539		DIFFERENCE : 0.000						
LAP	SECTOR 1	SECTOR 2	SECTOR 3	LAP TIME	MPH	DIFF	TIME OF DAY			
1 -	35.814	63.1	1:01.054	88.1	21.952	84.5	1:58.820 (3)	59.96	9.281	10:28:49.275
2 -	32.317	66.1	1:05.266	43.6	27.872	62.6	2:05.455	56.79	15.916	10:30:54.730
3 -	37.003	66.5	1:12.546	37.7	29.450	48.1	2:18.999	51.25	29.460	10:33:13.729
4 -	51.032	48.6	1:33.187	53.8	28.542	50.5	2:52.761	41.23	1:03.222	10:36:06.490
5 -	46.643	44.3	1:19.310	54.9	24.799	80.1	2:30.752	47.26	41.213	10:38:37.242
6 -	32.883	62.1	1:01.165	96.5	19.151	87.4	1:53.199 (2)	62.93	3.660	10:40:30.441
7 -	31.385	71.3	59.133	99.8	19.021	86.5	1:49.539 (1)	65.04		10:42:19.980

HSCC Historic Formula 3 Championship

QUALIFYING - RACE 4 - SECTOR ANALYSIS



SECTOR 1 = FL to I1, SECTOR 2 = I1 to I2, SECTOR 3 = I2 to FL, DIFF = Difference To Personal Best Lap, P = Crossed Finish Line in Pit Lane, D = Time Disallowed

P7 46 B		Mike LAMPLOUGH					Chevron B15			
IDEAL LAP TIME : 1:49.238		BEST LAP TIME : 1:49.746					DIFFERENCE : 0.508			
LAP	SECTOR 1		SECTOR 2		SECTOR 3		LAP TIME	MPH	DIFF	TIME OF DAY
1 -	34.240	65.0	58.748	98.8	19.327	84.6	1:52.315	63.43	2.569	10:28:20.128
2 -	31.332	67.0	58.951	99.5	19.463	82.9	1:49.746 (1)	64.91		10:30:09.874
3 -	49.234	43.6	1:33.807	46.8	31.313	42.9	2:54.354	40.86	1:04.608	10:33:04.228
4 -	49.871	45.4	1:33.593	51.2	30.223	48.9	2:53.687	41.02	1:03.941	10:35:57.915
5 -	46.144	48.5	1:21.718	60.0	24.604	74.6	2:32.466	46.72	42.720	10:38:30.381
6 -	32.712	65.2	58.902	99.8	19.158	84.5	1:50.772 (2)	64.31	1.026	10:40:21.153
7 -	31.925	69.1	59.444	96.9	20.085	79.1	1:51.454 (3)	63.92	1.708	10:42:12.607

P8 77 B		Francois DEROSSI					Chevron B17			
IDEAL LAP TIME : 1:48.608		BEST LAP TIME : 1:49.804					DIFFERENCE : 1.196			
LAP	SECTOR 1		SECTOR 2		SECTOR 3		LAP TIME	MPH	DIFF	TIME OF DAY
1 -	36.126	59.0	1:00.961	91.5	20.212	84.8	1:57.299 (3)	60.73	7.495	10:28:53.176
2 -	33.661	58.5	1:05.891	77.6	23.930	65.4	2:03.482	57.69	13.678	10:30:56.658
3 -	38.380	61.2	1:12.038	38.1	29.682	45.9	2:20.100	50.85	30.296	10:33:16.758
4 -	50.479	46.2	1:33.782	48.5	28.442	45.1	2:52.703	41.25	1:02.899	10:36:09.461
5 -	46.355	54.5	1:25.619	57.3	22.643	85.0	2:34.617	46.07	44.813	10:38:44.078
6 -	31.573	66.9	1:00.024	97.2	18.631	87.1	1:50.228 (2)	64.63	0.424	10:40:34.306
7 -	31.728	59.2	58.404	97.9	19.672	85.4	1:49.804 (1)	64.88		10:42:24.110

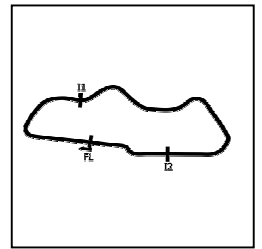
P9 2 B		Barry SEWELL					Lotus 41			
IDEAL LAP TIME : 1:52.204		BEST LAP TIME : 1:52.537					DIFFERENCE : 0.333			
LAP	SECTOR 1		SECTOR 2		SECTOR 3		LAP TIME	MPH	DIFF	TIME OF DAY
1 -	35.374	56.5	1:06.205	96.9	19.868	82.4	2:01.447	58.66	8.910	10:29:01.265
2 -	32.450	66.9	1:04.588	68.6	23.613	68.1	2:00.651 (3)	59.05	8.114	10:31:01.916
3 -	36.928	58.1	1:13.316	63.9	26.541	49.2	2:16.785	52.08	24.248	10:33:18.701
4 -	51.102	41.6	1:33.733	42.6	28.023	43.6	2:52.858	41.21	1:00.321	10:36:11.559
5 -	47.470	47.5	1:24.409	56.5	25.336	74.9	2:37.215	45.31	44.678	10:38:48.774
6 -	32.282	71.8	1:00.407	97.2	19.848	82.9	1:52.537 (1)	63.30		10:40:41.311
7 -	33.754	63.0	1:04.695	94.7	19.515	85.1	1:57.964 (2)	60.39	5.427	10:42:39.275

P10 39 Inv		Austin WIDMER					Lotus 61			
IDEAL LAP TIME : 1:52.832		BEST LAP TIME : 1:53.603					DIFFERENCE : 0.771			
LAP	SECTOR 1		SECTOR 2		SECTOR 3		LAP TIME	MPH	DIFF	TIME OF DAY
1 -	36.864	56.1	1:05.950	77.7	22.613	73.1	2:05.427	56.80	11.824	10:28:51.397
2 -	33.752	63.9	1:05.586	60.4	25.093	62.7	2:04.431 (3)	57.25	10.828	10:30:55.828
3 -	38.204	59.4	1:11.660	40.1	29.362	50.9	2:19.226	51.17	25.623	10:33:15.054
4 -	51.032	48.4	1:33.627	47.2	28.333	47.6	2:52.992	41.18	59.389	10:36:08.046
5 -	46.129	46.4	1:20.033	49.8	24.518	73.0	2:30.680	47.28	37.077	10:38:38.726
6 -	35.850	58.7	1:03.945	86.2	19.073	83.7	1:58.868 (2)	59.93	5.265	10:40:37.594
7 -	32.658	65.4	1:01.101	93.5	19.844	84.0	1:53.603 (1)	62.71		10:42:31.197

P11 26 B		Steve SEAMAN					Brabham BT21			
IDEAL LAP TIME : 1:53.731		BEST LAP TIME : 1:54.201					DIFFERENCE : 0.470			
LAP	SECTOR 1		SECTOR 2		SECTOR 3		LAP TIME	MPH	DIFF	TIME OF DAY
1 -	34.832	64.4	1:06.023	86.7	21.811	83.1	2:02.666 (3)	58.08	8.465	10:28:47.397
2 -	32.039	70.4	1:00.169	81.8	21.993	77.3	1:54.201 (1)	62.38		10:30:41.598
3 -	37.022	53.4	1:22.367	43.9	30.287	49.3	2:29.676	47.60	35.475	10:33:11.274
4 -	50.821	48.2	1:32.808	53.4	IN PIT		2:54.415 P	40.84	1:00.214	10:36:05.689
5 -	OUTLAP	54.2	1:12.520	77.4	23.147	74.9	3:00.463	39.47	1:06.262	10:39:06.152
6 -	35.513	59.8	1:04.089	86.4	21.523	82.4	2:01.125 (2)	58.82	6.924	10:41:07.277

HSCC Historic Formula 3 Championship

QUALIFYING - RACE 4 - SECTOR ANALYSIS



SECTOR 1 = FL to I1, SECTOR 2 = I1 to I2, SECTOR 3 = I2 to FL, DIFF = Difference To Personal Best Lap, P = Crossed Finish Line in Pit Lane, D = Time Disallowed

P12 16 B		Mark LINSTONE				Brabham BT21				
IDEAL LAP TIME : 1:52.428		BEST LAP TIME : 1:54.426				DIFFERENCE : 1.998				
LAP	SECTOR 1		SECTOR 2		SECTOR 3		LAP TIME	MPH	DIFF	TIME OF DAY
1 -	35.660	61.2	1:02.712	83.1	20.435	81.1	1:58.807	59.96	4.381	10:28:31.336
2 -	31.440	66.7	1:00.568	85.2	23.342	66.0	1:55.350 (2)	61.76	0.924	10:30:26.686
3 -	38.142	51.9	1:30.821	48.1	31.690	36.5	2:40.653	44.34	46.227	10:33:07.339
4 -	49.295	48.9	1:33.887	52.5	29.670	46.5	2:52.852	41.21	58.426	10:36:00.191
5 -	45.936	49.7	1:22.254	60.4	24.695	76.6	2:32.885	46.60	38.459	10:38:33.076
6 -	33.226	62.8	1:01.356	84.5	20.834	80.9	1:55.416 (3)	61.73	0.990	10:40:28.492
7 -	31.624	66.1	1:02.382	86.5	20.420	84.8	1:54.426 (1)	62.26		10:42:22.918

P13 34 B		Gil DUFFY				Brabham BT21B				
IDEAL LAP TIME : 1:54.058		BEST LAP TIME : 1:55.088				DIFFERENCE : 1.030				
LAP	SECTOR 1		SECTOR 2		SECTOR 3		LAP TIME	MPH	DIFF	TIME OF DAY
1 -	35.946	63.7	1:05.118	77.0	20.760	86.1	2:01.824 (3)	58.48	6.736	10:28:34.732
2 -	31.902	69.3	1:01.396	79.0	21.790	78.9	1:55.088 (1)	61.90		10:30:29.820
3 -	36.752	58.7	1:30.660	45.4	31.288	37.1	2:38.700	44.89	43.612	10:33:08.520
4 -	49.411	46.9	1:33.789	46.7	29.374	48.6	2:52.574	41.28	57.486	10:36:01.094
5 -	46.744	52.6	1:21.289	58.7	24.752	76.6	2:32.785	46.63	37.697	10:38:33.879
6 -	33.732	63.3	1:02.724	89.7	21.399	84.5	1:57.855 (2)	60.45	2.767	10:40:31.734

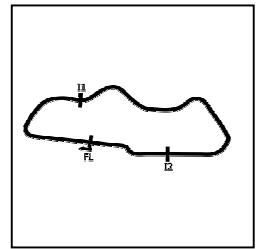
P14 24 A		Jon WAGGITT				Lotus 31				
IDEAL LAP TIME : 1:53.449		BEST LAP TIME : 1:56.395				DIFFERENCE : 2.946				
LAP	SECTOR 1		SECTOR 2		SECTOR 3		LAP TIME	MPH	DIFF	TIME OF DAY
1 -	35.522	63.1	1:04.293	88.4	21.165	83.6	2:00.980 (2)	58.89	4.585	10:28:50.011
2 -	32.613	63.9	1:03.674	36.1	27.902	59.7	2:04.189 (3)	57.36	7.794	10:30:54.200
3 -	35.669	66.0	1:13.687	41.7	29.457	46.7	2:18.813	51.32	22.418	10:33:13.013
4 -	50.813	46.2	1:33.403	52.9	28.538	50.9	2:52.754	41.24	56.359	10:36:05.767
5 -	46.470	44.5	1:19.508	54.2	24.712	81.0	2:30.690	47.28	34.295	10:38:36.457
6 -	32.644	59.0	1:01.683	90.3	22.068	80.3	1:56.395 (1)	61.21		10:40:32.852
7 -	32.963	57.9	1:19.877	95.8	19.153	82.6	2:11.993	53.97	15.598	10:42:44.845

P15 6 B		Leif BOSSON				Brabham BT28				
IDEAL LAP TIME : 1:55.639		BEST LAP TIME : 1:58.916				DIFFERENCE : 3.277				
LAP	SECTOR 1		SECTOR 2		SECTOR 3		LAP TIME	MPH	DIFF	TIME OF DAY
1 -	35.373	62.6	1:05.778	82.0	20.574	86.5	2:01.725 (2)	58.53	2.809	10:29:11.367
2 -	31.564	66.3	1:15.242	77.9	23.410	75.4	2:10.216	54.71	11.300	10:31:21.583
3 -	35.644	59.8	1:10.800	86.5	22.602	71.0	2:09.046 (3)	55.21	10.130	10:33:30.629
4 -	46.563	38.2	1:34.630	45.4	27.609	49.4	2:48.802	42.20	49.886	10:36:19.431
5 -	45.565	43.2	1:25.662	51.6	26.829	80.9	2:38.056	45.07	39.140	10:38:57.487
6 -	34.372	52.8	1:03.501	98.8	21.043	84.0	1:58.916 (1)	59.91		10:40:56.403

P16 53 B		Josh SHARP				Chevron B17				
IDEAL LAP TIME : 1:59.334		BEST LAP TIME : 1:59.733				DIFFERENCE : 0.399				
LAP	SECTOR 1		SECTOR 2		SECTOR 3		LAP TIME	MPH	DIFF	TIME OF DAY
1 -	41.649	54.1	1:12.745	78.2	23.070	75.6	2:17.464	51.82	17.731	10:29:11.479
2 -	34.192	66.3	1:15.434	75.0	23.657	70.9	2:13.283 (3)	53.45	13.550	10:31:24.762
3 -	35.893	62.4	1:12.680	87.2	21.888	78.4	2:10.461 (2)	54.61	10.728	10:33:35.223
4 -	43.143	45.3	1:34.806	43.7	27.681	50.4	2:45.630	43.01	45.897	10:36:20.853
5 -	45.187	48.3	1:26.339	46.9	26.673	74.8	2:38.199	45.03	38.466	10:38:59.052
6 -	34.190	59.1	1:03.256	88.1	22.287	81.4	1:59.733 (1)	59.50		10:40:58.785

HSCC Historic Formula 3 Championship

QUALIFYING - RACE 4 - SECTOR ANALYSIS



SECTOR 1 = FL to I1, SECTOR 2 = I1 to I2, SECTOR 3 = I2 to FL, DIFF = Difference To Personal Best Lap, P = Crossed Finish Line in Pit Lane, D = Time Disallowed

P17 59 B		Tony WALLEN		Lotus 59A			
IDEAL LAP TIME : 1:56.817		BEST LAP TIME : 2:00.677		DIFFERENCE : 3.860			
LAP	SECTOR 1	SECTOR 2	SECTOR 3	LAP TIME	MPH	DIFF	TIME OF DAY
1 -	35.971 59.2	1:04.624 82.4	20.082 88.3	2:00.677 (1)	59.03		10:28:36.631
2 -	32.174 68.7	1:04.964 58.5	24.658 65.6	2:01.796 (2)	58.49	1.119	10:30:38.427
3 -	38.215 59.5	1:23.438 44.1	30.759 44.0	2:32.412	46.74	31.735	10:33:10.839
4 -	49.206 45.8	1:33.012 51.7	30.085 48.7	2:52.303	41.34	51.626	10:36:03.142
5 -	47.230 49.0	1:20.362 55.7	25.109 70.8	2:32.701	46.65	32.024	10:38:35.843
6 -	37.572 57.6	1:04.561 82.8	21.343 87.1	2:03.476	57.70	2.799	10:40:39.319
7 -	35.195 62.0	1:07.484 78.0	20.141 88.3	2:02.820 (3)	58.00	2.143	10:42:42.139

P18 57 B		Simon HAUGHTON		Chevron B15			
IDEAL LAP TIME : 2:00.678		BEST LAP TIME : 2:01.293		DIFFERENCE : 0.615			
LAP	SECTOR 1	SECTOR 2	SECTOR 3	LAP TIME	MPH	DIFF	TIME OF DAY
1 -	39.246 58.0	1:10.345 76.6	22.848 75.3	2:12.439 (2)	53.79	11.146	10:29:16.408
2 -	35.029 61.5	1:26.180 54.0	25.601 70.1	2:26.810	48.52	25.517	10:31:43.218
3 -	38.139 56.7	1:13.688 68.8	23.942 71.8	2:15.769 (3)	52.47	14.476	10:33:58.987
4 -	35.911 57.0	1:22.540 45.0	27.989 61.4	2:26.440	48.65	25.147	10:36:25.427
5 -	45.023 52.0	1:25.246 48.6	27.390 67.7	2:37.659	45.19	36.366	10:39:03.086
6 -	35.644 58.9	1:03.461 80.1	22.188 81.5	2:01.293 (1)	58.73		10:41:04.379

P19 14 B		Simon ETHERINGTON		Brabham BT15			
IDEAL LAP TIME : 2:08.639		BEST LAP TIME : 2:10.722		DIFFERENCE : 2.083			
LAP	SECTOR 1	SECTOR 2	SECTOR 3	LAP TIME	MPH	DIFF	TIME OF DAY
1 -	37.396 53.3	1:09.051 80.3	24.275 66.9	2:10.722 (1)	54.50		10:28:50.053
2 -	36.471 56.7	1:11.020 70.2	23.363 66.2	2:10.854 (3)	54.44	0.132	10:31:00.907
3 -	37.010 55.4	1:13.351 61.6	26.697 49.7	2:17.058	51.98	6.336	10:33:17.965
4 -	50.912 41.8	1:33.950 45.9	28.106 47.0	2:52.968	41.19	42.246	10:36:10.933
5 -	47.279 48.9	1:24.484 57.9	25.594 66.1	2:37.357	45.27	26.635	10:38:48.290
6 -	37.502 58.9	1:10.156 80.9	23.117 68.1	2:10.775 (2)	54.48	0.053	10:40:59.065

P20 44 B		Peter HAMILTON		Tecno			
IDEAL LAP TIME : 2:07.083		BEST LAP TIME : 2:11.449		DIFFERENCE : 4.366			
LAP	SECTOR 1	SECTOR 2	SECTOR 3	LAP TIME	MPH	DIFF	TIME OF DAY
1 -	40.711 53.9	1:08.113 84.7	22.625 69.9	2:11.449 (1)	54.20		10:29:04.351

P21 71 B		Mike WALKER		Brabham BT21			
IDEAL LAP TIME : 2:11.595		BEST LAP TIME : 2:14.643		DIFFERENCE : 3.048			
LAP	SECTOR 1	SECTOR 2	SECTOR 3	LAP TIME	MPH	DIFF	TIME OF DAY
1 -	38.721 59.2	1:12.803 61.2	23.119 78.9	2:14.643 (1)	52.91		10:29:13.995
2 -	36.055 61.3	1:26.828 54.2	24.231 63.6	2:27.114	48.42	12.471	10:31:41.109
3 -	38.458 58.6	1:14.348 67.5	22.737 69.7	2:15.543 (2)	52.56	0.900	10:33:56.652
4 -	36.266 61.2	1:23.250 43.9	27.571 57.2	2:27.087 (3)	48.43	12.444	10:36:23.739
5 -	45.127 51.9	1:26.314 46.9	IN PIT	2:45.815 P	42.96	31.172	10:39:09.554

P22 58 B		Rachel LOVETT		Merlyn Mk10/14			
IDEAL LAP TIME : 2:14.750		BEST LAP TIME : 2:14.750		DIFFERENCE : 0.000			
LAP	SECTOR 1	SECTOR 2	SECTOR 3	LAP TIME	MPH	DIFF	TIME OF DAY
1 -	OUTLAP 56.3	1:13.170 67.9	25.019 61.1	2:27.152	48.41	12.402	10:33:23.806
2 -	49.285 43.9	1:33.066 49.7	28.224 59.9	2:50.575 (3)	41.76	35.825	10:36:14.381
3 -	48.044 41.3	1:23.068 54.5	26.284 77.0	2:37.396 (2)	45.26	22.646	10:38:51.777
4 -	38.366 52.5	1:11.879 82.8	24.505 75.5	2:14.750 (1)	52.87		10:41:06.527

HSCC Historic Formula 3 Championship

QUALIFYING - RACE 4 - BEST SECTORS

SECTOR 1			SECTOR 2			SECTOR 3			IDEAL / BEST COMPARISON						
POS	NO	NAME	TIME	NO	NAME	TIME	NO	NAME	TIME	POS	NO	NAME	IDEAL	BEST	DIFF
													PERFECT LAP	1:36.680	
1	15	HARRISON	26.772	15	HARRISON	52.939	15	HARRISON	16.969	1	15	HARRISON	1:36.680	1:36.680	0.000
2	1	TIMMS	28.810	1	TIMMS	54.984	1	TIMMS	17.524	2	1	TIMMS	1:41.318	1:41.318	0.000
3	114	MILICEVIC	29.953	11	ARMER	55.894	77	DEROSS	18.631	3	11	ARMER	1:45.234	1:45.234	0.000
4	11	ARMER	30.478	411	BANKHURST	57.911	411	BANKHURST	18.748	4	411	BANKHURST	1:47.255	1:47.841	0.586
5	411	BANKHURST	30.596	114	MILICEVIC	58.360	11	ARMER	18.862	5	114	MILICEVIC	1:47.273	1:48.511	1.238
6	46	LAMPLOUGH	31.332	77	DEROSS	58.404	114	MILICEVIC	18.960	6	77	DEROSS	1:48.608	1:49.804	1.196
7	63	WIDMER	31.385	46	LAMPLOUGH	58.748	63	WIDMER	19.021	7	46	LAMPLOUGH	1:49.238	1:49.746	0.508
8	16	LINSTONE	31.440	63	WIDMER	59.133	39	WIDMER	19.073	8	63	WIDMER	1:49.539	1:49.539	0.000
9	6	BOSSON	31.564	26	SEAMAN	1:00.169	24	WAGGITT	19.153	9	2	SEWELL	1:52.204	1:52.537	0.333
10	77	DEROSS	31.573	2	SEWELL	1:00.407	46	LAMPLOUGH	19.158	10	16	LINSTONE	1:52.428	1:54.426	1.998
11	34	DUFFY	31.902	16	LINSTONE	1:00.568	2	SEWELL	19.515	11	39	WIDMER	1:52.832	1:53.603	0.771
12	26	SEAMAN	32.039	39	WIDMER	1:01.101	59	WALLEN	20.082	12	24	WAGGITT	1:53.449	1:56.395	2.946
13	59	WALLEN	32.174	34	DUFFY	1:01.396	16	LINSTONE	20.420	13	26	SEAMAN	1:53.731	1:54.201	0.470
14	2	SEWELL	32.282	24	WAGGITT	1:01.683	6	BOSSON	20.574	14	34	DUFFY	1:54.058	1:55.088	1.030
15	24	WAGGITT	32.613	53	SHARP	1:03.256	34	DUFFY	20.760	15	6	BOSSON	1:55.639	1:58.916	3.277
16	39	WIDMER	32.658	57	HAUGHTON	1:03.461	26	SEAMAN	21.523	16	59	WALLEN	1:56.817	2:00.677	3.860
17	53	SHARP	34.190	6	BOSSON	1:03.501	53	SHARP	21.888	17	53	SHARP	1:59.334	1:59.733	0.399
18	57	HAUGHTON	35.029	59	WALLEN	1:04.561	57	HAUGHTON	22.188	18	57	HAUGHTON	2:00.678	2:01.293	0.615
19	71	WALKER	36.055	44	HAMILTON	1:08.113	44	HAMILTON	22.625	19	44	HAMILTON	2:07.083	2:11.449	4.366
20	44	HAMILTON	36.345	14	ETHERINGTON	1:09.051	71	WALKER	22.737	20	14	ETHERINGTON	2:08.639	2:10.722	2.083
21	14	ETHERINGTON	36.471	58	LOVETT	1:11.879	14	ETHERINGTON	23.117	21	71	WALKER	2:11.595	2:14.643	3.048
22	58	LOVETT	38.366	71	WALKER	1:12.803	58	LOVETT	24.505	22	58	LOVETT	2:14.750	2:14.750	0.000
23	84	WHITLOCK	43.706												

HSCC Historic Formula 3 Championship

QUALIFYING - RACE 4 - BEST SPEEDS

POS	INTERMEDIATE 1			INTERMEDIATE 2			FINISH LINE		
	NO	NAME	MPH	NO	NAME	MPH	NO	NAME	MPH
1	15	HARRISON	82.2	15	HARRISON	106.0	15	HARRISON	92.8
2	1	TIMMS	76.5	1	TIMMS	103.4	114	MILICEVIC	92.0
3	114	MILICEVIC	74.9	114	MILICEVIC	103.0	1	TIMMS	91.1
4	2	SEWELL	71.8	11	ARMER	100.9	59	WALLEN	88.3
5	11	ARMER	71.5	63	WIDMER	99.8	63	WIDMER	87.4
6	63	WIDMER	71.3	46	LAMPLOUGH	99.8	77	DEROSSO	87.1
7	26	SEAMAN	70.4	6	BOSSON	98.8	6	BOSSON	86.5
8	34	DUFFY	69.3	411	BANKHURST	97.9	34	DUFFY	86.1
9	46	LAMPLOUGH	69.1	77	DEROSSO	97.9	2	SEWELL	85.1
10	59	WALLEN	68.7	2	SEWELL	97.2	11	ARMER	85.0
11	411	BANKHURST	67.9	24	WAGGITT	95.8	16	LINSTONE	84.8
12	77	DEROSSO	66.9	39	WIDMER	93.5	46	LAMPLOUGH	84.6
13	16	LINSTONE	66.7	34	DUFFY	89.7	39	WIDMER	84.0
14	6	BOSSON	66.3	53	SHARP	88.1	24	WAGGITT	83.6
15	53	SHARP	66.3	26	SEAMAN	86.7	411	BANKHURST	83.4
16	44	HAMILTON	66.2	16	LINSTONE	86.5	26	SEAMAN	83.1
17	24	WAGGITT	66.0	44	HAMILTON	84.7	57	HAUGHTON	81.5
18	39	WIDMER	65.4	59	WALLEN	82.8	53	SHARP	81.4
19	57	HAUGHTON	61.5	58	LOVETT	82.8	71	WALKER	78.9
20	71	WALKER	61.3	14	ETHERINGTON	80.9	58	LOVETT	77.0
21	14	ETHERINGTON	58.9	57	HAUGHTON	80.1	44	HAMILTON	69.9
22	58	LOVETT	56.3	71	WALKER	67.5	14	ETHERINGTON	68.1
23	84	WHITLOCK	46.3				84	WHITLOCK	57.7

HSCC Historic Formula 3 Championship

QUALIFYING - RACE 4 - STATISTICS

Competitors Started 23
Planned Start 2022-06-18 @ 10:35:00.000
Actual Start 2022-06-18 @ 10:25:51.665
Finish Time 2022-06-18 @ 10:40:54.169
Track Length 1.9790mi.
Total Laps 133
Total Distance Covered 263.2159mi.

Session Fastest Lap History

NO	CL	NAME	LAP TIME	TIME OF DAY	LAP	VEHICLE
15	B	Samuel HARRISON	1:45.905	10:28:08.894	1	Chevron B15
15	B	Samuel HARRISON	1:36.680	10:29:45.573	2	Chevron B15

Flag History

TYPE	TIME OF DAY
GREEN	10:25:51.665
SAFETY	10:30:04.203
GREEN	10:38:27.599
FINISH	10:40:54.169

Flag Statistics

TYPE	COUNT	TOTAL LAPS	TOTAL TIME
Green	2	5	8:46.744
Red	0	0	0.000
Safety Car	1	3	8:23.395
FCY	0	0	0.000

HSCC Historic Formula 3 Championship

QUALIFYING - RACE 4 - STATISTICS

CLASS : B

21 Starters

Fastest Lap History

NO	NAME	LAP TIME	TIME OF DAY	LAP	VEHICLE
15	Samuel HARRISON	1:45.905	10:28:08.894	1	Chevron B15
15	Samuel HARRISON	1:36.680	10:29:45.573	2	Chevron B15

HSCC Historic Formula 3 Championship

QUALIFYING - RACE 4 - STATISTICS

CLASS : A

1 Starters

Fastest Lap History

NO	NAME	LAP TIME	TIME OF DAY	LAP	VEHICLE
24	Jon WAGGITT	2:00.980	10:28:50.015	1	Lotus 31
24	Jon WAGGITT	1:56.395	10:40:32.857	6	Lotus 31

HSCC Historic Formula 3 Championship

QUALIFYING - RACE 4 - STATISTICS

CLASS : Inv

1 Starters

Fastest Lap History

NO	NAME	LAP TIME	TIME OF DAY	LAP	VEHICLE
39	Austin WIDMER	2:05.427	10:28:51.405	1	Lotus 61
39	Austin WIDMER	2:04.431	10:30:55.837	2	Lotus 61
39	Austin WIDMER	1:58.868	10:40:37.600	6	Lotus 61
39	Austin WIDMER	1:53.603	10:42:31.204	7	Lotus 61



HSCC Historic Formula 3 Championship

RACE 4 - GRID (20 minutes) - AMENDED 2

ROW 12	23	10 Ewen SERGISON	
ROW 11	21	2:14.750 58 Rachel LOVETT	22 84 Martin WHITLOCK
ROW 10	19	2:11.449 44 Peter HAMILTON	20 71 Mike WALKER
ROW 9	17	2:01.293 57 Simon HAUGHTON	18 14 Simon ETHERINGTON
ROW 8	15	1:59.733 53 Josh SHARP	16 59 Tony WALLEN
ROW 7	13	1:56.395 24 Jon WAGGITT	14 6 Leif BOSSON
ROW 6	11	1:54.426 16 Mark LINSTONE	12 34 Gil DUFFY
ROW 5	9	1:53.603 39 Austin WIDMER	10 26 Steve SEAMAN
ROW 4	7	1:49.804 77 Francois DEROSI	8 2 Barry SEWELL
ROW 3	5	1:49.539 63 Christoph WIDMER	6 46 Mike LAMPLOUGH
ROW 2	3	1:45.234 11 Simon ARMER	4 411 Ian BANKHURST
ROW 1	1	1:36.680 15 Samuel HARRISON	2 1 Jeremy TIMMS
Pole			

Car 10 permitted to start at the back of the grid
Car 114 withdrawn

Donington Park National: 1.9790 miles

These results are provisional until the conclusion of any judicial and technical matters.

Clerk Of Course : Julian Floyd	Stewards :	Timekeeper : Richard Lomax
--------------------------------	------------	----------------------------

Sheet No:

Issue Time:



HSCC Historic Formula 3 Championship

RACE 4 - CLASSIFICATION

POS	NO	CL	PIC	NAME	ENTRY	LAPS	TIME	GAP	DIFF	MPH	BEST	ON
1	15	B	1	Samuel HARRISON	Chevron B15	13	20:53.387			73.78	1:34.812	3
2	411	B	2	Ian BANKHURST	Alexis Mk8	13	22:15.119	1:21.732	1:21.732	69.27	1:41.276	4
3	1	B	3	Jeremy TIMMS	Chevron B15	13	22:17.019	1:23.632	1.900	69.17	1:39.821	10
4	11	B	4	Simon ARMER	March 703	12	21:09.231	1 Lap	1 Lap	67.25	1:43.268	2
5	53	B	5	Josh SHARP	Chevron B17	12	21:42.524	1 Lap	33.293	65.53	1:45.221	4
6	46	B	6	Mike LAMPLOUGH	Chevron B15	12	22:06.486	1 Lap	23.962	64.34	1:47.221	2
7	57	B	7	Simon HAUGHTON	Chevron B15	12	22:08.158	1 Lap	1.672	64.26	1:45.297	4
8	63	B	8	Christoph WIDMER	Brabham BT18A	12	22:13.410	1 Lap	5.252	64.01	1:49.011	10
9	2	B	9	Barry SEWELL	Lotus 41	12	22:14.421	1 Lap	1.011	63.96	1:48.587	11
10	16	B	10	Mark LINSTONE	Brabham BT21	12	22:14.517	1 Lap	0.096	63.96	1:48.898	8
11	77	B	11	Francois DEROSI	Chevron B17	12	22:15.086	1 Lap	0.569	63.93	1:46.030	11
12	6	B	12	Leif BOSSON	Brabham BT28	12	22:35.070	1 Lap	19.984	62.99	1:48.376	9
13	39	Inv	1	Austin WIDMER	Lotus 61	12	22:35.671	1 Lap	0.601	62.96	1:48.071	11
14	24	A	1	Jon WAGGITT	Lotus 31	12	22:36.651	1 Lap	0.980	62.91	1:47.500	12
15	34	B	13	Gil DUFFY	Brabham BT21B	12	22:43.616	1 Lap	6.965	62.59	1:50.756	9
16	26	B	14	Steve SEAMAN	Brabham BT21	11	21:29.311	2 Laps	1 Lap	60.67	1:50.182	7
17	59	B	15	Tony WALLEN	Lotus 59A	11	21:37.957	2 Laps	8.646	60.27	1:52.351	4
18	14	B	16	Simon ETHERINGTON	Brabham BT15	11	22:30.154	2 Laps	52.197	57.94	2:00.214	8
19	44	B	17	Peter HAMILTON	Tecno	11	22:48.114	2 Laps	17.960	57.18	1:53.500	2
20	84	B	18	Martin WHITLOCK	Brabham BT21	10	20:58.453	3 Laps	1 Lap	56.50	1:59.232	3
21	58	B	19	Rachel LOVETT	Merlyn Mk10/14	10	22:32.776	3 Laps	1:34.323	52.56	2:11.630	8

NOT CLASSIFIED

DNF	10	B		Ewen SERGISON	De Sanctis F3 69	5	9:39.187	8 Laps	5 Laps	61.26	1:46.138	4
DNF	71	B		Mike WALKER	Brabham BT21	2	4:46.579	11 Laps	3 Laps	49.24		

FASTEST LAP

	15	B		Samuel HARRISON	Chevron B15	3	1:34.812			75.14 mph	120.93 kph	
	24	A		Jon WAGGITT	Lotus 31	12	1:47.500			66.27 mph	106.66 kph	
	39	Inv		Austin WIDMER	Lotus 61	11	1:48.071			65.92 mph	106.09 kph	

Weather / Track : Rain / Wet

These results are provisional until the conclusion of any judicial and technical matters.

Race Distance: 13 Laps / 25.72 miles

Donington Park National: 1.9790 miles

Date: 18/06/2022 Start: 15:35 Finish: 15:56

Clerk Of Course : Julian Floyd

Stewards :

Timekeeper : Richard Lomax

HSCC Historic Formula 3 Championship

RACE 4 - LAP CHART

LAP 1 @ 15:37:32.898			LAP 2 @ 15:39:08.014			LAP 3 @ 15:40:42.826			LAP 4 @ 15:42:18.938			LAP 5 @ 15:43:55.549		
NO	BEHIND	LAP TIME	NO	BEHIND	LAP TIME	NO	BEHIND	LAP TIME	NO	BEHIND	LAP TIME	NO	BEHIND	LAP TIME
15		1:39.355	15		1:35.116	15		1:34.812	15		1:36.112	15		1:36.611
411	6.146	1:45.501	411	14.619	1:43.589	411	22.133	1:42.326	84	1 Lap	1:59.232	14	1 Lap	2:02.995
1	12.639	1:51.994	1	17.882	1:40.359	1	23.861	1:40.791	44	1 Lap	2:45.207	26	1 Lap	2:15.656
11	14.019	1:53.374	11	22.171	1:43.268	11	32.422	1:45.063	58	1 Lap	2:14.045	84	1 Lap	2:01.988
46	15.531	1:54.886	46	27.636	1:47.221	46	40.547	1:47.723	411	27.297	1:41.276	411	32.897	1:42.211
16	16.739	1:56.094	16	32.616	1:50.993	16	46.734	1:48.930	1	40.509	1:52.760	44	1 Lap	1:56.911
63	18.171	1:57.526	63	33.439	1:50.384	53	47.609	1:48.099	11	41.352	1:45.042	1	46.211	1:42.313
2	19.453	1:58.808	53	34.322	1:49.513	63	48.063	1:49.436	46	54.529	1:50.094	11	51.510	1:46.769
53	19.925	1:59.280	2	35.115	1:50.778	2	50.611	1:50.308	53	56.718	1:45.221	58	1 Lap	2:13.185
6	23.035	2:02.390	10	41.541	1:50.460	10	55.714	1:48.985	63	1:03.040	1:51.089	53	1:07.212	1:47.105
39	24.851	2:04.206	6	41.622	1:53.703	57	1:00.690	1:51.060	2	1:04.082	1:49.583	63	1:16.321	1:49.892
57	26.164	2:05.519	57	44.442	1:53.394	6	1:02.447	1:55.637	16	1:04.402	1:53.780	46	1:16.661	1:58.743
10	26.197	2:05.552	34	45.815	1:53.315	34	1:02.848	1:51.845	10	1:05.740	1:46.138	2	1:18.751	1:51.280
34	27.616	2:06.971	39	46.520	1:56.785	39	1:07.544	1:55.836	57	1:09.875	1:45.297	16	1:21.367	1:53.576
44	29.281	2:08.636	44	47.665	1:53.500	59	1:08.894	1:55.150	6	1:18.835	1:52.500	57	1:22.210	1:48.946
59	29.900	2:09.255	59	48.556	1:53.772	24	1:11.764	1:51.284	34	1:21.020	1:54.284	6	1:34.504	1:52.280
14	33.051	2:12.406	24	55.292	1:53.007	77	1:12.545	1:49.359	39	1:23.807	1:52.375			
71	34.533	2:13.888	77	57.998	1:50.660	26	1:20.521	1:52.760	59	1:25.133	1:52.351			
24	37.401	2:16.756	14	58.307	2:00.372	14	1:24.932	2:01.437	77	1:27.629	1:51.196			
58	41.688	2:21.043	26	1:02.573	1:53.645				24	1:28.146	1:52.494			
84	42.347	2:21.702	84	1:15.401	2:08.170									
77	42.454	2:21.809	58	1:19.115	2:12.543									
26	44.044	2:23.399	71	1:32.108	2:32.691 P									

HSCC Historic Formula 3 Championship

RACE 4 - LAP CHART

LAP 6 @ 15:45:31.514			LAP 7 @ 15:47:10.696			LAP 8 @ 15:48:48.953			LAP 9 @ 15:50:24.121			LAP 10 @ 15:52:00.555		
NO	BEHIND	LAP TIME	NO	BEHIND	LAP TIME	NO	BEHIND	LAP TIME	NO	BEHIND	LAP TIME	NO	BEHIND	LAP TIME
15		1:35.965	15		1:39.182	15		1:38.257	15		1:35.168	15		1:36.434
34	1 Lap	1:51.785	58	2 Laps	2:19.238	63	1 Lap	1:50.203	53	1 Lap	1:48.278	53	1 Lap	1:46.669
10	1 Lap	2:08.052 P	6	1 Lap	1:52.759	46	1 Lap	1:50.217	44	2 Laps	1:57.806	14	2 Laps	2:00.214
39	1 Lap	1:51.725	34	1 Lap	1:52.046	2	1 Lap	1:50.060	84	2 Laps	2:04.451	44	2 Laps	1:56.963
77	1 Lap	1:49.817	77	1 Lap	1:47.717	57	1 Lap	1:46.336	46	1 Lap	1:48.316	46	1 Lap	1:50.450
59	1 Lap	1:53.319	39	1 Lap	1:51.367	16	1 Lap	1:50.517	63	1 Lap	1:51.277	63	1 Lap	1:50.935
24	1 Lap	1:51.461	24	1 Lap	1:53.453	77	1 Lap	1:49.837	2	1 Lap	1:49.651	57	1 Lap	1:50.256
26	1 Lap	1:50.350	59	1 Lap	2:01.906	6	1 Lap	1:51.130	57	1 Lap	1:49.432	2	1 Lap	1:52.204
411	38.980	1:42.048	411	42.318	1:42.520	34	1 Lap	1:52.084	16	1 Lap	1:48.898	16	1 Lap	1:49.247
14	1 Lap	2:00.750	26	1 Lap	1:52.264	39	1 Lap	1:51.554	77	1 Lap	1:47.548	84	2 Laps	2:06.995
1	52.745	1:42.499	1	54.508	1:40.945	24	1 Lap	1:48.772	6	1 Lap	1:49.535	77	1 Lap	1:47.122
84	1 Lap	2:05.443	14	1 Lap	2:00.985	58	2 Laps	2:14.998	34	1 Lap	1:50.818	6	1 Lap	1:48.376
11	1:00.685	1:45.140	11	1:07.818	1:46.315	59	1 Lap	1:55.758	39	1 Lap	1:51.173	34	1 Lap	1:50.756
44	1 Lap	2:02.182	84	1 Lap	2:00.698	411	46.386	1:42.325	24	1 Lap	1:50.388	39	1 Lap	1:49.861
53	1:18.290	1:47.043	44	1 Lap	1:55.595	1	56.625	1:40.374	411	53.976	1:42.758	411	59.950	1:42.408
63	1:30.243	1:49.887	53	1:25.391	1:46.283	26	1 Lap	1:50.182	1	1:04.409	1:42.952	24	1 Lap	1:50.834
46	1:32.372	1:51.676				11	1:13.222	1:43.661	59	1 Lap	2:05.926	1	1:07.796	1:39.821
2	1:32.908	1:50.122				14	1 Lap	2:00.842	26	1 Lap	1:51.605	11	1:34.900	1:49.491
57	1:37.188	1:50.943							58	2 Laps	2:15.593			
16	1:38.856	1:53.454							11	1:21.843	1:43.789			

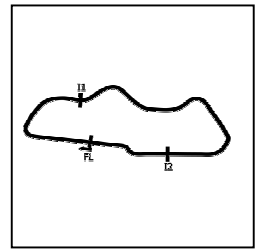
HSCC Historic Formula 3 Championship

RACE 4 - LAP CHART

LAP 11 @ 15:53:36.372			LAP 12 @ 15:55:12.013			LAP 13 @ 15:56:46.930		
NO	BEHIND	LAP TIME	NO	BEHIND	LAP TIME	NO	BEHIND	LAP TIME
15		1:35.817	15		1:35.641	15		1:34.917
59	2 Laps	1:58.519	11	1 Lap	1:43.865	84	3 Laps	2:03.538
26	2 Laps	1:56.666	26	2 Laps	1:52.120	11	1 Lap	1:43.454
58	3 Laps	2:11.630	59	2 Laps	1:56.690	26	2 Laps	1:50.664
53	1 Lap	1:47.538	53	1 Lap	1:48.428	59	2 Laps	1:55.311
14	2 Laps	2:02.047	58	3 Laps	2:11.658	53	1 Lap	1:49.067
46	1 Lap	1:48.825	46	1 Lap	1:49.304	46	1 Lap	1:49.031
63	1 Lap	1:49.011	63	1 Lap	1:50.356	57	1 Lap	1:47.894
57	1 Lap	1:50.047	57	1 Lap	1:49.034	63	1 Lap	1:53.414
2	1 Lap	1:51.518	2	1 Lap	1:48.587	2	1 Lap	1:51.522
16	1 Lap	1:49.430	16	1 Lap	1:49.506	16	1 Lap	1:50.092
77	1 Lap	1:46.415	14	2 Laps	2:05.114	77	1 Lap	1:47.576
44	2 Laps	2:07.040	77	1 Lap	1:46.030	411	1:21.732	1:42.028
6	1 Lap	1:52.471	411	1:14.621	1:42.217	1	1:23.632	1:40.662
411	1:08.045	1:43.912	1	1:17.887	1:41.150	14	2 Laps	2:02.992
84	2 Laps	2:06.236	6	1 Lap	1:53.057	58	3 Laps	2:18.843
1	1:12.378	1:40.399	44	2 Laps	2:01.637	6	1 Lap	1:51.232
34	1 Lap	1:53.222	39	1 Lap	1:48.071	39	1 Lap	1:50.173
39	1 Lap	1:52.545	24	1 Lap	1:50.634	24	1 Lap	1:47.500
24	1 Lap	1:50.068	34	1 Lap	1:53.461	34	1 Lap	1:53.029
						44	2 Laps	2:02.637

HSCC Historic Formula 3 Championship

RACE 4 - SECTOR ANALYSIS



SECTOR 1 = FL to I1, SECTOR 2 = I1 to I2, SECTOR 3 = I2 to FL, DIFF = Difference To Personal Best Lap, P = Crossed Finish Line in Pit Lane, D = Time Disallowed

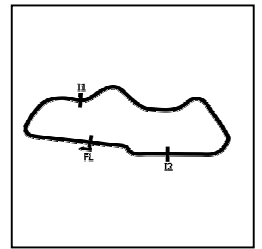
P1		15 B		Samuel HARRISON			Chevron B15			
IDEAL LAP TIME : 1:34.366		BEST LAP TIME : 1:34.812		DIFFERENCE : 0.446						
LAP	SECTOR 1	SECTOR 2	SECTOR 3	LAP TIME	MPH	DIFF	TIME OF DAY			
1 -		87.4	51.734	106.5	16.618	92.3	1:39.355	71.70	4.543	15:37:32.898
2 -	26.407	88.6	52.078	105.6	16.631	92.5	1:35.116 (3)	74.90	0.304	15:39:08.014
3 -	26.373	87.8	51.804	105.3	16.635	93.5	1:34.812 (1)	75.14		15:40:42.826
4 -	26.495	84.3	52.881	106.1	16.736	90.4	1:36.112	74.12	1.300	15:42:18.938
5 -	27.120	86.0	52.567	104.8	16.924	90.8	1:36.611	73.74	1.799	15:43:55.549
6 -	26.836	86.4	52.363	106.6	16.766	92.1	1:35.965	74.24	1.153	15:45:31.514
7 -	27.104	89.4	51.742	105.3	20.336	87.8	1:39.182	71.83	4.370	15:47:10.696
8 -	27.499	81.6	54.012	104.6	16.746	92.3	1:38.257	72.51	3.445	15:48:48.953
9 -	26.285	90.3	52.072	104.8	16.811	91.1	1:35.168	74.86	0.356	15:50:24.121
10 -	26.580	88.8	53.245	103.0	16.609	91.4	1:36.434	73.88	1.622	15:52:00.555
11 -	26.260	87.9	52.204	104.3	17.353	91.4	1:35.817	74.35	1.005	15:53:36.372
12 -	27.244	89.4	51.664	103.5	16.733	90.4	1:35.641	74.49	0.829	15:55:12.013
13 -	26.426	89.2	51.497	104.8	16.994	90.9	1:34.917 (2)	75.06	0.105	15:56:46.930

P2		411 B		Ian BANKHURST			Alexis Mk8			
IDEAL LAP TIME : 1:39.422		BEST LAP TIME : 1:41.276		DIFFERENCE : 1.854						
LAP	SECTOR 1	SECTOR 2	SECTOR 3	LAP TIME	MPH	DIFF	TIME OF DAY			
1 -		81.5	53.643	102.4	18.806	85.3	1:45.501	67.53	4.225	15:37:39.044
2 -	29.284	76.4	55.888	101.0	18.417	88.5	1:43.589	68.77	2.313	15:39:22.633
3 -	28.502	78.8	55.470	99.8	18.354	88.8	1:42.326	69.62	1.050	15:41:04.959
4 -	28.209	81.5	54.635	101.2	18.432	88.5	1:41.276 (1)	70.34		15:42:46.235
5 -	29.035	79.0	55.290	102.4	17.886	89.4	1:42.211	69.70	0.935	15:44:28.446
6 -	29.308	76.2	53.922	102.2	18.818	87.8	1:42.048 (3)	69.81	0.772	15:46:10.494
7 -	29.656	76.9	54.686	100.9	18.178	89.0	1:42.520	69.49	1.244	15:47:53.014
8 -	28.520	80.0	54.460	101.6	19.345	84.5	1:42.325	69.62	1.049	15:49:35.339
9 -	29.785	75.5	55.111	101.0	17.862	88.3	1:42.758	69.33	1.482	15:51:18.097
10 -	28.779	78.0	55.506	102.2	18.123	88.1	1:42.408	69.57	1.132	15:53:00.505
11 -	29.597	75.6	56.118	102.4	18.197	88.3	1:43.912	68.56	2.636	15:54:44.417
12 -	28.367	80.0	56.280	101.5	17.570	89.1	1:42.217	69.70	0.941	15:56:26.634
13 -	28.862	75.4	55.462	101.3	17.704	88.8	1:42.028 (2)	69.83	0.752	15:58:08.662

P3		1 B		Jeremey TIMMS			Chevron B15			
IDEAL LAP TIME : 1:38.633		BEST LAP TIME : 1:39.821		DIFFERENCE : 1.188						
LAP	SECTOR 1	SECTOR 2	SECTOR 3	LAP TIME	MPH	DIFF	TIME OF DAY			
1 -		80.4	53.097	104.0	26.800	88.7	1:51.994	63.61	12.173	15:37:45.537
2 -	29.023	80.8	53.900	104.0	17.436	91.8	1:40.359 (2)	70.99	0.538	15:39:25.896
3 -	28.807	81.8	54.209	104.3	17.775	92.4	1:40.791	70.68	0.970	15:41:06.687
4 -	40.192	73.1	54.454	96.2	18.114	90.8	1:52.760	63.18	12.939	15:42:59.447
5 -	29.083	75.4	55.118	103.7	18.112	91.5	1:42.313	69.63	2.492	15:44:41.760
6 -	29.431	78.3	55.091	103.0	17.977	90.6	1:42.499	69.50	2.678	15:46:24.259
7 -	28.977	79.1	54.473	103.5	17.495	92.3	1:40.945	70.57	1.124	15:48:05.204
8 -	28.307	79.1	54.737	102.9	17.330	91.4	1:40.374 (3)	70.98	0.553	15:49:45.578
9 -	28.574	80.7	55.721	102.7	18.657	89.1	1:42.952	69.20	3.131	15:51:28.530
10 -	28.872	80.8	53.415	103.5	17.534	91.1	1:39.821 (1)	71.37		15:53:08.351
11 -	28.432	79.5	53.997	104.5	17.970	91.3	1:40.399	70.96	0.578	15:54:48.750
12 -	28.485	77.5	55.212	102.7	17.453	92.4	1:41.150	70.43	1.329	15:56:29.900
13 -	28.206	77.5	55.004	103.5	17.452	91.3	1:40.662	70.77	0.841	15:58:10.562

HSCC Historic Formula 3 Championship

RACE 4 - SECTOR ANALYSIS



SECTOR 1 = FL to I1, SECTOR 2 = I1 to I2, SECTOR 3 = I2 to FL, DIFF = Difference To Personal Best Lap, P = Crossed Finish Line in Pit Lane, D = Time Disallowed

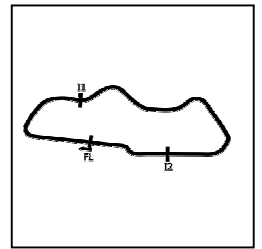
P4 11 B		Simon ARMER		March 703						
IDEAL LAP TIME : 1:42.536		BEST LAP TIME : 1:43.268		DIFFERENCE : 0.732						
LAP	SECTOR 1	SECTOR 2	SECTOR 3	LAP TIME	MPH	DIFF	TIME OF DAY			
1 -		72.8	58.487	100.4	19.574	85.5	1:53.374	62.84	10.106	15:37:46.917
2 -	29.980	72.4	54.355	102.6	18.933	87.0	1:43.268 (1)	68.99		15:39:30.185
3 -	30.328	76.6	55.407	101.5	19.328	86.2	1:45.063	67.81	1.795	15:41:15.248
4 -	30.259	75.4	55.208	101.6	19.575	86.8	1:45.042	67.82	1.774	15:43:00.290
5 -	30.665	72.4	57.042	101.2	19.062	87.4	1:46.769	66.72	3.501	15:44:47.059
6 -	30.112	73.7	56.018	99.7	19.010	87.6	1:45.140	67.76	1.872	15:46:32.199
7 -	31.347	71.6	55.831	99.7	19.137	87.3	1:46.315	67.01	3.047	15:48:18.514
8 -	29.592	75.4	55.480	100.4	18.589	86.8	1:43.661 (3)	68.73	0.393	15:50:02.175
9 -	29.926	76.4	54.981	100.9	18.882	87.0	1:43.789	68.64	0.521	15:51:45.964
10 -	31.492	69.3	59.232	99.2	18.767	87.3	1:49.491	65.07	6.223	15:53:35.455
11 -	30.342	75.5	54.813	96.9	18.710	87.2	1:43.865	68.59	0.597	15:55:19.320
12 -	29.990	75.9	54.779	100.4	18.685	86.5	1:43.454 (2)	68.86	0.186	15:57:02.774

P5 53 B		Josh SHARP		Chevron B17						
IDEAL LAP TIME : 1:44.634		BEST LAP TIME : 1:45.221		DIFFERENCE : 0.587						
LAP	SECTOR 1	SECTOR 2	SECTOR 3	LAP TIME	MPH	DIFF	TIME OF DAY			
1 -		55.1	1:00.914	101.8	19.056	88.0	1:59.280	59.73	14.059	15:37:52.823
2 -	30.986	69.6	58.351	102.2	20.176	87.3	1:49.513	65.05	4.292	15:39:42.336
3 -	31.076	69.9	58.110	102.4	18.913	88.8	1:48.099	65.90	2.878	15:41:30.435
4 -	30.359	72.8	55.982	102.7	18.880	87.4	1:45.221 (1)	67.71		15:43:15.656
5 -	30.197	72.2	57.592	101.2	19.316	86.3	1:47.105	66.52	1.884	15:45:02.761
6 -	30.367	63.9	57.599	100.6	19.077	86.7	1:47.043	66.55	1.822	15:46:49.804
7 -	30.199	71.8	56.411	101.2	19.673	87.1	1:46.283 (2)	67.03	1.062	15:48:36.087
8 -	30.229	70.5	58.852	99.8	19.197	86.0	1:48.278	65.79	3.057	15:50:24.365
9 -	29.772	72.3	57.949	99.1	18.948	85.9	1:46.669 (3)	66.79	1.448	15:52:11.034
10 -	30.696	70.8	57.554	99.2	19.288	85.1	1:47.538	66.25	2.317	15:53:58.572
11 -	31.533	69.4	57.684	98.2	19.211	85.3	1:48.428	65.70	3.207	15:55:47.000
12 -	30.702	69.0	58.651	97.6	19.714	76.2	1:49.067	65.32	3.846	15:57:36.067

P6 46 B		Mike LAMPLOUGH		Chevron B15						
IDEAL LAP TIME : 1:43.574		BEST LAP TIME : 1:47.221		DIFFERENCE : 3.647						
LAP	SECTOR 1	SECTOR 2	SECTOR 3	LAP TIME	MPH	DIFF	TIME OF DAY			
1 -		77.7	1:02.815	100.3	18.301	87.3	1:54.886	62.01	7.665	15:37:48.429
2 -	29.262	71.0	56.011	102.4	21.948	84.4	1:47.221 (1)	66.44		15:39:35.650
3 -	30.552	67.6	57.983	100.7	19.188	85.4	1:47.723 (2)	66.13	0.502	15:41:23.373
4 -	31.175	66.1	59.506	99.2	19.413	82.7	1:50.094	64.71	2.873	15:43:13.467
5 -	31.112	66.3	1:07.269	92.4	20.362	83.9	1:58.743	60.00	11.522	15:45:12.210
6 -	32.038	68.3	59.430	93.5	20.208	85.1	1:51.676	63.79	4.455	15:47:03.886
7 -	31.523	67.8	59.357	97.8	19.337	85.8	1:50.217	64.64	2.996	15:48:54.103
8 -	30.820	69.1	58.118	100.1	19.378	85.8	1:48.316 (3)	65.77	1.095	15:50:42.419
9 -	31.241	69.5	1:00.171	99.2	19.038	87.2	1:50.450	64.50	3.229	15:52:32.869
10 -	31.010	66.8	58.122	97.8	19.693	83.7	1:48.825	65.46	1.604	15:54:21.694
11 -	31.384	69.2	58.568	98.6	19.352	85.1	1:49.304	65.18	2.083	15:56:10.998
12 -	31.764	66.3	57.964	100.4	19.303	79.3	1:49.031	65.34	1.810	15:58:00.029

HSCC Historic Formula 3 Championship

RACE 4 - SECTOR ANALYSIS



SECTOR 1 = FL to I1, SECTOR 2 = I1 to I2, SECTOR 3 = I2 to FL, DIFF = Difference To Personal Best Lap, P = Crossed Finish Line in Pit Lane, D = Time Disallowed

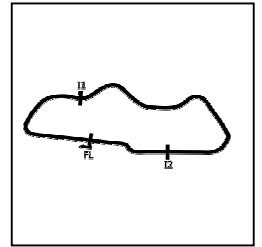
P7 57 B		Simon HAUGHTON					Chevron B15			
IDEAL LAP TIME : 1:44.668		BEST LAP TIME : 1:45.297			DIFFERENCE : 0.629					
LAP	SECTOR 1	SECTOR 2		SECTOR 3		LAP TIME	MPH	DIFF	TIME OF DAY	
1 -		47.3	1:02.707	88.0	20.430	83.4	2:05.519	56.76	20.222	15:37:59.062
2 -	33.183	66.3	1:00.527	91.6	19.684	86.4	1:53.394	62.83	8.097	15:39:52.456
3 -	31.191	70.2	1:01.172	98.8	18.697	88.7	1:51.060	64.15	5.763	15:41:43.516
4 -	29.918	75.0	56.574	99.7	18.805	88.5	1:45.297 (1)	67.66		15:43:28.813
5 -	30.703	71.2	58.518	92.5	19.725	89.3	1:48.946	65.39	3.649	15:45:17.759
6 -	31.593	69.0	59.212	81.2	20.138	90.0	1:50.943	64.21	5.646	15:47:08.702
7 -	29.688	68.3	57.764	96.8	18.884	86.2	1:46.336 (2)	67.00	1.039	15:48:55.038
8 -	31.793	70.1	57.858	93.7	19.781	87.6	1:49.432	65.10	4.135	15:50:44.470
9 -	31.052	71.1	1:00.057	95.0	19.147	88.6	1:50.256	64.61	4.959	15:52:34.726
10 -	32.611	62.3	58.485	97.5	18.951	89.1	1:50.047	64.74	4.750	15:54:24.773
11 -	30.904	71.3	58.844	97.2	19.286	84.6	1:49.034	65.34	3.737	15:56:13.807
12 -	32.799	67.5	56.689	101.5	18.406	90.5	1:47.894 (3)	66.03	2.597	15:58:01.701

P8 63 B		Christoph WIDMER					Brabham BT18A			
IDEAL LAP TIME : 1:48.189		BEST LAP TIME : 1:49.011			DIFFERENCE : 0.822					
LAP	SECTOR 1	SECTOR 2		SECTOR 3		LAP TIME	MPH	DIFF	TIME OF DAY	
1 -		65.4	1:00.713	100.3	18.620	85.1	1:57.526	60.62	8.515	15:37:51.069
2 -	31.845	72.3	58.797	99.4	19.742	86.8	1:50.384	64.54	1.373	15:39:41.453
3 -	31.245	70.9	59.069	97.5	19.122	87.2	1:49.436 (2)	65.10	0.425	15:41:30.889
4 -	31.746	73.0	59.393	98.9	19.950	85.7	1:51.089	64.13	2.078	15:43:21.978
5 -	31.047	74.3	59.355	97.5	19.490	85.8	1:49.892	64.83	0.881	15:45:11.870
6 -	31.382	75.0	59.497	97.2	19.008	86.3	1:49.887 (3)	64.83	0.876	15:47:01.757
7 -	31.800	69.4	59.397	96.1	19.006	87.1	1:50.203	64.65	1.192	15:48:51.960
8 -	30.902	74.0	59.442	96.0	20.933	85.3	1:51.277	64.02	2.266	15:50:43.237
9 -	31.623	72.8	1:00.384	98.5	18.928	87.2	1:50.935	64.22	1.924	15:52:34.172
10 -	31.164	76.5	58.699	97.2	19.148	86.2	1:49.011 (1)	65.35		15:54:23.183
11 -	31.357	76.0	59.408	99.5	19.591	86.9	1:50.356	64.56	1.345	15:56:13.539
12 -	34.847	63.4	59.979	100.3	18.588	86.2	1:53.414	62.81	4.403	15:58:06.953

P9 2 B		Barry SEWELL					Lotus 41			
IDEAL LAP TIME : 1:48.104		BEST LAP TIME : 1:48.587			DIFFERENCE : 0.483					
LAP	SECTOR 1	SECTOR 2		SECTOR 3		LAP TIME	MPH	DIFF	TIME OF DAY	
1 -		72.9	1:01.496	99.2	20.069	82.0	1:58.808	59.96	10.221	15:37:52.351
2 -	31.876	67.3	59.145	98.3	19.757	83.6	1:50.778	64.31	2.191	15:39:43.129
3 -	31.224	72.8	59.568	96.8	19.516	82.9	1:50.308	64.58	1.721	15:41:33.437
4 -	31.352	71.7	58.110	101.8	20.121	84.2	1:49.583 (2)	65.01	0.996	15:43:23.020
5 -	32.283	71.0	59.352	97.1	19.645	84.8	1:51.280	64.02	2.693	15:45:14.300
6 -	31.188	73.1	59.173	95.3	19.761	87.4	1:50.122	64.69	1.535	15:47:04.422
7 -	31.703	71.6	59.540	101.2	18.817	89.3	1:50.060	64.73	1.473	15:48:54.482
8 -	31.322	75.1	58.509	100.4	19.820	84.5	1:49.651 (3)	64.97	1.064	15:50:44.133
9 -	32.251	65.5	1:01.120	96.6	18.833	86.1	1:52.204	63.49	3.617	15:52:36.337
10 -	32.084	68.8	1:00.190	98.5	19.244	84.3	1:51.518	63.88	2.931	15:54:27.855
11 -	31.177	69.4	58.416	101.0	18.994	85.8	1:48.587 (1)	65.61		15:56:16.442
12 -	31.546	56.3	59.923	98.1	20.053	85.4	1:51.522	63.88	2.935	15:58:07.964

HSCC Historic Formula 3 Championship

RACE 4 - SECTOR ANALYSIS



SECTOR 1 = FL to I1, SECTOR 2 = I1 to I2, SECTOR 3 = I2 to FL, DIFF = Difference To Personal Best Lap, P = Crossed Finish Line in Pit Lane, D = Time Disallowed

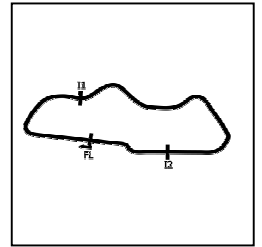
P10 16 B		Mark LINSTONE				Brabham BT21				
IDEAL LAP TIME : 1:47.870		BEST LAP TIME : 1:48.898				DIFFERENCE : 1.028				
LAP	SECTOR 1	SECTOR 2		SECTOR 3		LAP TIME	MPH	DIFF	TIME OF DAY	
1 -		68.6	1:00.181	99.8	19.542	85.9	1:56.094	61.36	7.196	15:37:49.637
2 -	30.391	71.6	58.421	102.9	22.181	85.7	1:50.993	64.19	2.095	15:39:40.630
3 -	31.015	70.4	58.283	93.0	19.632	87.2	1:48.930 (2)	65.40	0.032	15:41:29.560
4 -	31.962	67.9	1:01.136	94.5	20.682	87.1	1:53.780	62.61	4.882	15:43:23.340
5 -	32.850	68.9	1:01.063	96.4	19.663	86.7	1:53.576	62.73	4.678	15:45:16.916
6 -	31.843	68.8	59.690	78.8	21.921	85.4	1:53.454	62.79	4.556	15:47:10.370
7 -	31.301	66.6	59.167	89.8	20.049	85.3	1:50.517	64.46	1.619	15:49:00.887
8 -	31.419	69.1	58.201	95.8	19.278	86.8	1:48.898 (1)	65.42		15:50:49.785
9 -	31.492	68.1	58.235	83.4	19.520	87.2	1:49.247 (3)	65.21	0.349	15:52:39.032
10 -	31.399	69.1	58.752	93.3	19.279	88.1	1:49.430	65.10	0.532	15:54:28.462
11 -	31.196	70.5	58.892	84.5	19.418	86.7	1:49.506	65.06	0.608	15:56:17.968
12 -	31.187	66.3	59.610	92.6	19.295	88.0	1:50.092	64.71	1.194	15:58:08.060

P11 77 B		Francois DEROSI				Chevron B17				
IDEAL LAP TIME : 1:45.190		BEST LAP TIME : 1:46.030				DIFFERENCE : 0.840				
LAP	SECTOR 1	SECTOR 2		SECTOR 3		LAP TIME	MPH	DIFF	TIME OF DAY	
1 -		78.5	1:27.142	93.7	19.867	85.8	2:21.809	50.24	35.779	15:38:15.352
2 -	31.594	69.1	59.365	95.8	19.701	85.5	1:50.660	64.38	4.630	15:40:06.012
3 -	31.037	73.5	58.971	99.4	19.351	87.3	1:49.359	65.14	3.329	15:41:55.371
4 -	31.546	71.3	1:00.152	98.5	19.498	85.1	1:51.196	64.07	5.166	15:43:46.567
5 -	30.909	68.8	59.603	97.8	19.305	85.9	1:49.817	64.87	3.787	15:45:36.384
6 -	30.976	70.3	57.220	98.3	19.521	87.1	1:47.717	66.14	1.687	15:47:24.101
7 -	30.230	72.2	59.805	99.2	19.802	84.0	1:49.837	64.86	3.807	15:49:13.938
8 -	30.684	73.0	58.316	98.5	18.548	86.9	1:47.548	66.24	1.518	15:51:01.486
9 -	30.769	73.0	57.707	96.8	18.646	86.8	1:47.122 (3)	66.50	1.092	15:52:48.608
10 -	30.127	74.9	57.770	97.9	18.518	87.8	1:46.415 (2)	66.95	0.385	15:54:35.023
11 -	30.967	68.1	56.788	99.2	18.275	87.4	1:46.030 (1)	67.19		15:56:21.053
12 -	30.407	67.9	57.768	92.3	19.401	86.0	1:47.576	66.22	1.546	15:58:08.629

P12 6 B		Leif BOSSON				Brabham BT28				
IDEAL LAP TIME : 1:47.681		BEST LAP TIME : 1:48.376				DIFFERENCE : 0.695				
LAP	SECTOR 1	SECTOR 2		SECTOR 3		LAP TIME	MPH	DIFF	TIME OF DAY	
1 -		53.9	1:01.832	98.8	20.170	83.9	2:02.390	58.21	14.014	15:37:55.933
2 -	31.134	63.6	1:01.509	98.5	21.060	86.1	1:53.703	62.66	5.327	15:39:49.636
3 -	33.219	66.0	1:01.943	97.8	20.475	87.1	1:55.637	61.61	7.261	15:41:45.273
4 -	31.840	68.4	1:00.723	100.7	19.937	86.7	1:52.500	63.33	4.124	15:43:37.773
5 -	31.815	66.5	59.837	97.6	20.628	84.7	1:52.280	63.45	3.904	15:45:30.053
6 -	32.004	67.5	1:00.130	99.5	20.625	87.7	1:52.759	63.18	4.383	15:47:22.812
7 -	31.027	66.0	59.552	101.0	20.551	88.7	1:51.130 (3)	64.11	2.754	15:49:13.942
8 -	31.985	64.9	58.533	102.6	19.017	88.0	1:49.535 (2)	65.04	1.159	15:51:03.477
9 -	30.465	67.4	58.199	101.8	19.712	87.6	1:48.376 (1)	65.74		15:52:51.853
10 -	31.075	69.9	1:00.348	95.5	21.048	85.9	1:52.471	63.34	4.095	15:54:44.324
11 -	31.494	68.6	1:00.650	96.6	20.913	85.7	1:53.057	63.01	4.681	15:56:37.381
12 -	31.944	67.1	59.676	100.0	19.612	86.9	1:51.232	64.05	2.856	15:58:28.613

HSCC Historic Formula 3 Championship

RACE 4 - SECTOR ANALYSIS



SECTOR 1 = FL to I1, SECTOR 2 = I1 to I2, SECTOR 3 = I2 to FL, DIFF = Difference To Personal Best Lap, P = Crossed Finish Line in Pit Lane, D = Time Disallowed

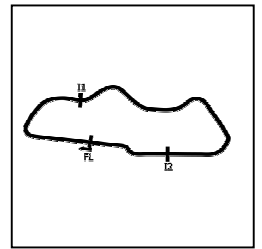
P13 39 Inv Austin WIDMER			Lotus 61							
IDEAL LAP TIME : 1:48.055		BEST LAP TIME : 1:48.071		DIFFERENCE : 0.016						
LAP	SECTOR 1	SECTOR 2	SECTOR 3	LAP TIME	MPH	DIFF	TIME OF DAY			
1 -		57.6	1:02.990	84.7	20.120	78.0	2:04.206	57.36	16.135	15:37:57.749
2 -	33.499	69.1	1:01.846	80.6	21.440	82.3	1:56.785	61.00	8.714	15:39:54.534
3 -	33.433	67.1	1:02.890	94.9	19.513	79.4	1:55.836	61.50	7.765	15:41:50.370
4 -	32.913	67.2	1:00.087	94.1	19.375	82.5	1:52.375	63.40	4.304	15:43:42.745
5 -	32.501	68.6	1:00.051	79.9	19.173	84.5	1:51.725	63.76	3.654	15:45:34.470
6 -	31.958	68.6	59.795	92.5	19.614	83.7	1:51.367	63.97	3.296	15:47:25.837
7 -	31.832	69.3	1:00.256	92.5	19.466	80.2	1:51.554	63.86	3.483	15:49:17.391
8 -	32.365	66.1	59.064	95.3	19.744	82.4	1:51.173	64.08	3.102	15:51:08.564
9 -	32.392	69.3	58.705	96.1	18.764	84.6	1:49.861 (2)	64.85	1.790	15:52:58.425
10 -	32.503	68.1	59.841	86.0	20.201	80.0	1:52.545	63.30	4.474	15:54:50.970
11 -	31.250	71.8	58.041	96.8	18.780	85.0	1:48.071 (1)	65.92		15:56:39.041
12 -	31.495	70.8	59.128	90.8	19.550	84.4	1:50.173 (3)	64.66	2.102	15:58:29.214

P14 24 A Jon WAGGITT			Lotus 31							
IDEAL LAP TIME : 1:46.500		BEST LAP TIME : 1:47.500		DIFFERENCE : 1.000						
LAP	SECTOR 1	SECTOR 2	SECTOR 3	LAP TIME	MPH	DIFF	TIME OF DAY			
1 -	16.9	1:02.311	91.6	19.793	84.5	2:16.756	52.09	29.256	15:38:10.299	
2 -	32.820	66.8	1:00.854	98.9	19.333	86.0	1:53.007	63.04	5.507	15:40:03.306
3 -	31.374	69.9	1:00.353	97.3	19.557	85.5	1:51.284	64.02	3.784	15:41:54.590
4 -	31.876	69.4	1:01.076	96.5	19.542	86.0	1:52.494	63.33	4.994	15:43:47.084
5 -	31.462	68.2	1:00.054	93.4	19.945	85.7	1:51.461	63.92	3.961	15:45:38.545
6 -	35.496	71.4	58.486	99.4	19.471	85.2	1:53.453	62.79	5.953	15:47:31.998
7 -	30.942	76.7	58.603	100.3	19.227	83.3	1:48.772 (2)	65.50	1.272	15:49:20.770
8 -	32.231	70.6	58.828	99.4	19.329	84.4	1:50.388	64.54	2.888	15:51:11.158
9 -	31.712	70.7	58.038	93.5	21.084	82.8	1:50.834	64.28	3.334	15:53:01.992
10 -	31.300	70.1	59.081	89.1	19.687	81.8	1:50.068 (3)	64.72	2.568	15:54:52.060
11 -	33.185	61.2	58.346	100.3	19.103	84.2	1:50.634	64.39	3.134	15:56:42.694
12 -	31.224	73.7	56.455	96.5	19.821	84.8	1:47.500 (1)	66.27		15:58:30.194

P15 34 B Gil DUFFY			Brabham BT21B							
IDEAL LAP TIME : 1:49.511		BEST LAP TIME : 1:50.756		DIFFERENCE : 1.245						
LAP	SECTOR 1	SECTOR 2	SECTOR 3	LAP TIME	MPH	DIFF	TIME OF DAY			
1 -	52.8	1:04.322	83.5	21.093	86.1	2:06.971	56.11	16.215	15:38:00.514	
2 -	32.676	67.6	1:00.471	92.3	20.168	87.3	1:53.315	62.87	2.559	15:39:53.829
3 -	31.798	70.1	59.913	95.1	20.134	86.1	1:51.845	63.70	1.089	15:41:45.674
4 -	31.925	71.9	1:01.294	87.8	21.065	84.5	1:54.284	62.34	3.528	15:43:39.958
5 -	32.588	71.6	58.811	93.9	20.386	82.9	1:51.785 (3)	63.73	1.029	15:45:31.743
6 -	32.820	69.0	58.748	97.2	20.478	86.8	1:52.046	63.58	1.290	15:47:23.789
7 -	32.082	69.6	1:00.479	96.9	19.523	87.3	1:52.084	63.56	1.328	15:49:15.873
8 -	31.401	72.5	59.314	94.7	20.103	84.9	1:50.818 (2)	64.29	0.062	15:51:06.691
9 -	31.455	71.6	58.587	99.7	20.714	83.7	1:50.756 (1)	64.32		15:52:57.447
10 -	31.570	73.5	1:00.416	90.0	21.236	83.7	1:53.222	62.92	2.466	15:54:50.669
11 -	33.700	67.7	59.552	90.8	20.209	83.5	1:53.461	62.79	2.705	15:56:44.130
12 -	32.340	68.8	1:01.063	97.3	19.626	82.2	1:53.029	63.03	2.273	15:58:37.159

HSCC Historic Formula 3 Championship

RACE 4 - SECTOR ANALYSIS



SECTOR 1 = FL to I1, SECTOR 2 = I1 to I2, SECTOR 3 = I2 to FL, DIFF = Difference To Personal Best Lap, P = Crossed Finish Line in Pit Lane, D = Time Disallowed

P16 26 B Steve SEAMAN		Brabham BT21								
IDEAL LAP TIME : 1:48.771		BEST LAP TIME : 1:50.182			DIFFERENCE : 1.411					
LAP	SECTOR 1	SECTOR 2	SECTOR 3	LAP TIME	MPH	DIFF	TIME OF DAY			
1 -		72.6	1:26.116	65.5	21.792	80.5	2:23.399	49.68	33.217	15:38:16.942
2 -	34.296	68.9	58.793	95.8	20.556	86.9	1:53.645	62.69	3.463	15:40:10.587
3 -	31.219	72.5	1:01.737	100.0	19.804	88.7	1:52.760	63.18	2.578	15:42:03.347
4 -				98.8	19.789	85.1	2:15.656	52.51	25.474	15:44:19.003
5 -	30.952	74.4	58.990	93.8	20.408	85.7	1:50.350 (2)	64.56	0.168	15:46:09.353
6 -	32.917	73.1	58.881	93.4	20.466	86.4	1:52.264	63.46	2.082	15:48:01.617
7 -	30.872	74.7	59.626	97.9	19.684	87.8	1:50.182 (1)	64.66		15:49:51.799
8 -	30.644	74.6	58.662	88.3	22.299	84.7	1:51.605	63.83	1.423	15:51:43.404
9 -	33.132	64.2	1:02.889	82.9	20.645	86.1	1:56.666	61.06	6.484	15:53:40.070
10 -	32.458	68.4	59.274	95.8	20.388	84.6	1:52.120	63.54	1.938	15:55:32.190
11 -	31.620	71.9	58.443	96.6	20.601	73.0	1:50.664 (3)	64.38	0.482	15:57:22.854

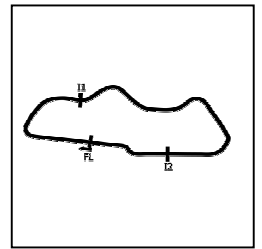
P17 59 B Tony WALLEN		Lotus 59A								
IDEAL LAP TIME : 1:52.190		BEST LAP TIME : 1:52.351			DIFFERENCE : 0.161					
LAP	SECTOR 1	SECTOR 2	SECTOR 3	LAP TIME	MPH	DIFF	TIME OF DAY			
1 -		43.7	1:05.812	79.1	20.970	87.7	2:09.255	55.12	16.904	15:38:02.798
2 -	33.012	65.4	1:00.722	86.2	20.038	88.6	1:53.772 (3)	62.62	1.421	15:39:56.570
3 -	33.545	65.3	1:02.466	92.4	19.139	91.4	1:55.150	61.87	2.799	15:41:51.720
4 -	32.524	64.7	1:00.730	96.2	19.097	89.2	1:52.351 (1)	63.41		15:43:44.071
5 -	32.506	64.9	1:01.774	91.3	19.039	90.6	1:53.319 (2)	62.87	0.968	15:45:37.390
6 -	33.467	59.2	1:01.137	101.9	27.302	87.8	2:01.906	58.44	9.555	15:47:39.296
7 -	33.836	66.3	1:00.645	87.7	21.277	83.4	1:55.758	61.54	3.407	15:49:35.054
8 -	33.593	61.6	1:05.029	97.3	27.304	75.9	2:05.926	56.57	13.575	15:51:40.980
9 -	34.936	67.2	1:01.403	75.8	22.180	84.7	1:58.519	60.11	6.168	15:53:39.499
10 -	34.223	60.7	1:01.833	81.6	20.634	88.7	1:56.690	61.05	4.339	15:55:36.189
11 -	33.332	63.8	1:01.945	83.4	20.034	87.4	1:55.311	61.78	2.960	15:57:31.500

P18 14 B Simon ETHERINGTON		Brabham BT15								
IDEAL LAP TIME : 1:59.047		BEST LAP TIME : 2:00.214			DIFFERENCE : 1.167					
LAP	SECTOR 1	SECTOR 2	SECTOR 3	LAP TIME	MPH	DIFF	TIME OF DAY			
1 -		46.9	1:06.567	87.1	21.453	69.5	2:12.406	53.80	12.192	15:38:05.949
2 -	34.255	65.2	1:04.167	84.4	21.950	70.0	2:00.372 (2)	59.18	0.158	15:40:06.321
3 -	34.419	66.2	1:05.896	82.7	21.122	70.2	2:01.437	58.66	1.223	15:42:07.758
4 -	35.284	52.6	1:06.531	84.0	21.180	69.6	2:02.995	57.92	2.781	15:44:10.753
5 -	33.860	66.1	1:04.559	83.6	22.331	69.6	2:00.750 (3)	59.00	0.536	15:46:11.503
6 -	34.610	65.3	1:05.116	83.0	21.259	68.5	2:00.985	58.88	0.771	15:48:12.488
7 -	34.401	64.1	1:05.011	83.7	21.430	68.1	2:00.842	58.95	0.628	15:50:13.330
8 -	33.758	66.8	1:04.614	84.0	21.842	65.7	2:00.214 (1)	59.26		15:52:13.544
9 -	34.459	61.6	1:06.016	78.3	21.572	67.0	2:02.047	58.37	1.833	15:54:15.591
10 -	34.779	63.1	1:07.331	80.3	23.004	64.6	2:05.114	56.94	4.900	15:56:20.705
11 -	35.421	58.9	1:06.271	80.3	21.300	68.3	2:02.992	57.92	2.778	15:58:23.697

P19 44 B Peter HAMILTON		Tecno								
IDEAL LAP TIME : 1:53.141		BEST LAP TIME : 1:53.500			DIFFERENCE : 0.359					
LAP	SECTOR 1	SECTOR 2	SECTOR 3	LAP TIME	MPH	DIFF	TIME OF DAY			
1 -		46.7	1:04.177	77.2	21.209	83.3	2:08.636	55.38	15.136	15:38:02.179
2 -	32.321	69.3	1:00.208	88.4	20.971	84.2	1:53.500 (1)	62.77		15:39:55.679
3 -	32.845	71.1	1:50.823	87.4	21.539	79.7	2:45.207	43.12	51.707	15:42:40.886
4 -	32.346	69.8	1:01.763	90.3	22.802	74.7	1:56.911 (3)	60.94	3.411	15:44:37.797
5 -	35.428	66.3	1:04.316	82.1	22.438	79.2	2:02.182	58.31	8.682	15:46:39.979
6 -	33.319	69.1	1:01.294	89.5	20.982	83.5	1:55.595 (2)	61.63	2.095	15:48:35.574
7 -	32.855	65.7	1:04.339	84.5	20.612	80.5	1:57.806	60.47	4.306	15:50:33.380
8 -	33.049	71.6	1:02.373	88.8	21.541	78.2	1:56.963	60.91	3.463	15:52:30.343
9 -	36.629	62.8	1:06.580	88.4	23.831	76.0	2:07.040	56.08	13.540	15:54:37.383
10 -	33.762	67.7	1:05.135	77.4	22.740	74.0	2:01.637	58.57	8.137	15:56:39.020
11 -	35.611	50.8	1:05.060	81.9	21.966	75.4	2:02.637	58.09	9.137	15:58:41.657

HSCC Historic Formula 3 Championship

RACE 4 - SECTOR ANALYSIS



SECTOR 1 = FL to I1, SECTOR 2 = I1 to I2, SECTOR 3 = I2 to FL, DIFF = Difference To Personal Best Lap, P = Crossed Finish Line in Pit Lane, D = Time Disallowed

P20 84 B		Martin WHITLOCK					Brabham BT21			
IDEAL LAP TIME : 1:58.459		BEST LAP TIME : 1:59.232					DIFFERENCE : 0.773			
LAP	SECTOR 1	SECTOR 2		SECTOR 3		LAP TIME	MPH	DIFF	TIME OF DAY	
1 -		54.1	1:09.851	73.6	22.969	72.0	2:21.702	50.27	22.470	15:38:15.245
2 -	37.724	56.8	1:09.434	80.4	21.012	79.1	2:08.170	55.58	8.938	15:40:23.415
3 -	33.408	62.8	1:04.679	87.3	21.145	77.8	1:59.232 (1)	59.75		15:42:22.647
4 -	36.262	56.6	1:04.656	90.3	21.070	76.6	2:01.988 (3)	58.40	2.756	15:44:24.635
5 -	36.150	58.0	1:08.369	86.8	20.924	76.5	2:05.443	56.79	6.211	15:46:30.078
6 -	35.647	61.0	1:04.460	90.0	20.591	77.3	2:00.698 (2)	59.02	1.466	15:48:30.776
7 -	33.979	62.4	1:08.628	81.0	21.844	75.0	2:04.451	57.24	5.219	15:50:35.227
8 -	35.682	56.4	1:07.504	77.9	23.809	70.2	2:06.995	56.10	7.763	15:52:42.222
9 -	35.008	58.3	1:06.760	81.7	24.468	67.7	2:06.236	56.43	7.004	15:54:48.458
10 -	36.680	53.3	1:04.827	85.3	22.031	68.9	2:03.538	57.67	4.306	15:56:51.996

P21 58 B		Rachel LOVETT					Merlyn Mk10/14			
IDEAL LAP TIME : 2:09.559		BEST LAP TIME : 2:11.630					DIFFERENCE : 2.071			
LAP	SECTOR 1	SECTOR 2		SECTOR 3		LAP TIME	MPH	DIFF	TIME OF DAY	
1 -		48.2	1:09.856	72.8	23.407	75.2	2:21.043	50.51	9.413	15:38:14.586
2 -	37.793	53.7	1:09.571	68.0	25.179	74.2	2:12.543 (3)	53.75	0.913	15:40:27.129
3 -	38.276	53.2	1:11.910	71.1	23.859	69.4	2:14.045	53.15	2.415	15:42:41.174
4 -	39.212	56.2	1:10.812	73.0	23.161	76.4	2:13.185	53.49	1.555	15:44:54.359
5 -	38.235	52.6	1:14.049	67.5	26.954	68.3	2:19.238	51.16	7.608	15:47:13.597
6 -	38.742	51.5	1:13.457	76.9	22.799	73.9	2:14.998	52.77	3.368	15:49:28.595
7 -	38.285	51.3	1:13.339	72.2	23.969	67.7	2:15.593	52.54	3.963	15:51:44.188
8 -	39.618	55.6	1:09.452	84.8	22.560	75.8	2:11.630 (1)	54.12		15:53:55.818
9 -	37.547	54.7	1:10.153	68.7	23.958	70.5	2:11.658 (2)	54.11	0.028	15:56:07.476
10 -	40.104	52.7	1:14.860	65.9	23.879	68.0	2:18.843	51.31	7.213	15:58:26.319

P22 10 B		Ewen SERGISON					De Sanctis F3 69			
IDEAL LAP TIME : 1:46.138		BEST LAP TIME : 1:46.138					DIFFERENCE : 0.000			
LAP	SECTOR 1	SECTOR 2		SECTOR 3		LAP TIME	MPH	DIFF	TIME OF DAY	
1 -		48.0	1:02.913	89.0	19.773	88.8	2:05.552	56.74	19.414	15:37:59.095
2 -	32.546	68.4	58.373	101.8	19.541	88.4	1:50.460 (3)	64.49	4.322	15:39:49.555
3 -	31.756	63.8	58.091	102.2	19.138	86.1	1:48.985 (2)	65.37	2.847	15:41:38.540
4 -	31.285	74.5	56.339	102.4	18.514	88.5	1:46.138 (1)	67.12		15:43:24.678
5 -	31.855	69.7	1:05.135	48.4	IN PIT		2:08.052 P	55.63	21.914	15:45:32.730

P23 71 B		Mike WALKER					Brabham BT21			
IDEAL LAP TIME : 2:03.649		BEST LAP TIME :					DIFFERENCE :			
LAP	SECTOR 1	SECTOR 2		SECTOR 3		LAP TIME	MPH	DIFF	TIME OF DAY	
1 -		49.5	1:07.036	80.7	21.336	81.2	2:13.888	53.21		15:38:07.431
2 -	35.277	66.7	1:21.902	62.0	IN PIT		2:32.691 P	46.66		15:40:40.122

HSCC Historic Formula 3 Championship

RACE 4 - BEST SECTORS

SECTOR 1				SECTOR 2				SECTOR 3				IDEAL / BEST COMPARISON			
POS	NO	NAME	TIME	NO	NAME	TIME	NO	NAME	TIME	POS	NO	NAME	IDEAL	BEST	DIFF
													PERFECT LAP	1:34.366	
1	15	HARRISON	26.260	15	HARRISON	51.497	15	HARRISON	16.609	1	15	HARRISON	1:34.366	1:34.812	0.446
2	1	TIMMS	28.206	1	TIMMS	53.097	1	TIMMS	17.330	2	1	TIMMS	1:38.633	1:39.821	1.188
3	411	BANKHURST	28.209	411	BANKHURST	53.643	411	BANKHURST	17.570	3	411	BANKHURST	1:39.422	1:41.276	1.854
4	46	LAMPLOUGH	29.262	11	ARMER	54.355	77	DEROSSI	18.275	4	11	ARMER	1:42.536	1:43.268	0.732
5	11	ARMER	29.592	53	SHARP	55.982	46	LAMPLOUGH	18.301	5	46	LAMPLOUGH	1:43.574	1:47.221	3.647
6	57	HAUGHTON	29.688	46	LAMPLOUGH	56.011	57	HAUGHTON	18.406	6	53	SHARP	1:44.634	1:45.221	0.587
7	53	SHARP	29.772	10	SERGISON	56.339	10	SERGISON	18.514	7	57	HAUGHTON	1:44.668	1:45.297	0.629
8	77	DEROSSI	30.127	24	WAGGITT	56.455	63	WIDMER	18.588	8	77	DEROSSI	1:45.190	1:46.030	0.840
9	16	LINSTONE	30.391	57	HAUGHTON	56.574	11	ARMER	18.589	9	10	SERGISON	1:46.138	1:46.138	0.000
10	6	BOSSON	30.465	77	DEROSSI	56.788	39	WIDMER	18.764	10	24	WAGGITT	1:46.500	1:47.500	1.000
11	26	SEAMAN	30.644	39	WIDMER	58.041	2	SEWELL	18.817	11	6	BOSSON	1:47.681	1:48.376	0.695
12	63	WIDMER	30.902	2	SEWELL	58.110	53	SHARP	18.880	12	16	LINSTONE	1:47.870	1:48.898	1.028
13	24	WAGGITT	30.942	6	BOSSON	58.199	6	BOSSON	19.017	13	39	WIDMER	1:48.055	1:48.071	0.016
14	2	SEWELL	31.177	16	LINSTONE	58.201	59	WALLEN	19.039	14	2	SEWELL	1:48.104	1:48.587	0.483
15	39	WIDMER	31.250	26	SEAMAN	58.443	24	WAGGITT	19.103	15	63	WIDMER	1:48.189	1:49.011	0.822
16	10	SERGISON	31.285	34	DUFFY	58.587	16	LINSTONE	19.278	16	26	SEAMAN	1:48.771	1:50.182	1.411
17	34	DUFFY	31.401	63	WIDMER	58.699	34	DUFFY	19.523	17	34	DUFFY	1:49.511	1:50.756	1.245
18	44	HAMILTON	32.321	44	HAMILTON	1:00.208	26	SEAMAN	19.684	18	59	WALLEN	1:52.190	1:52.351	0.161
19	59	WALLEN	32.506	59	WALLEN	1:00.645	84	WHITLOCK	20.591	19	44	HAMILTON	1:53.141	1:53.500	0.359
20	84	WHITLOCK	33.408	14	ETHERINGTON	1:04.167	44	HAMILTON	20.612	20	84	WHITLOCK	1:58.459	1:59.232	0.773
21	14	ETHERINGTON	33.758	84	WHITLOCK	1:04.460	14	ETHERINGTON	21.122	21	14	ETHERINGTON	1:59.047	2:00.214	1.167
22	71	WALKER	35.277	71	WALKER	1:07.036	71	WALKER	21.336	22	71	WALKER	2:03.649		
23	58	LOVETT	37.547	58	LOVETT	1:09.452	58	LOVETT	22.560	23	58	LOVETT	2:09.559	2:11.630	2.071

HSCC Historic Formula 3 Championship

RACE 4 - BEST SPEEDS

POS	INTERMEDIATE 1			INTERMEDIATE 2			FINISH LINE		
	NO	NAME	MPH	NO	NAME	MPH	NO	NAME	MPH
1	15	HARRISON	90.3	15	HARRISON	106.6	15	HARRISON	93.5
2	1	TIMMS	81.8	1	TIMMS	104.5	1	TIMMS	92.4
3	411	BANKHURST	81.5	16	LINSTONE	102.9	59	WALLEN	91.4
4	77	DEROSSİ	78.5	53	SHARP	102.7	57	HAUGHTON	90.5
5	46	LAMPLOUGH	77.7	11	ARMER	102.6	411	BANKHURST	89.4
6	24	WAGGİTT	76.7	6	BOSSON	102.6	2	SEWELL	89.3
7	11	ARMER	76.6	411	BANKHURST	102.4	53	SHARP	88.8
8	63	WİDMER	76.5	46	LAMPLOUGH	102.4	10	SERGIŞON	88.8
9	2	SEWELL	75.1	10	SERGIŞON	102.4	6	BOSSON	88.7
10	57	HAUGHTON	75.0	59	WALLEN	101.9	26	SEAMAN	88.7
11	26	SEAMAN	74.7	2	SEWELL	101.8	16	LINSTONE	88.1
12	10	SERGIŞON	74.5	57	HAUGHTON	101.5	77	DEROSSİ	87.8
13	34	DUFFY	73.5	63	WİDMER	100.3	11	ARMER	87.6
14	53	SHARP	72.8	24	WAGGİTT	100.3	46	LAMPLOUGH	87.3
15	39	WİDMER	71.8	26	SEAMAN	100.0	34	DUFFY	87.3
16	16	LINSTONE	71.6	34	DUFFY	99.7	63	WİDMER	87.2
17	44	HAMILTON	71.6	77	DEROSSİ	99.4	24	WAGGİTT	86.0
18	6	BOSSON	69.9	39	WİDMER	96.8	39	WİDMER	85.0
19	59	WALLEN	67.2	44	HAMILTON	90.3	44	HAMILTON	84.2
20	14	ETHERINGTON	66.8	84	WHITLOCK	90.3	71	WALKER	81.2
21	71	WALKER	66.7	14	ETHERINGTON	87.1	84	WHITLOCK	79.1
22	84	WHITLOCK	62.8	58	LOVETT	84.8	58	LOVETT	76.4
23	58	LOVETT	56.2	71	WALKER	80.7	14	ETHERINGTON	70.2

HSCC Historic Formula 3 Championship

RACE 4 - STATISTICS

Competitors Started 23
Planned Start 2022-06-18 @ 15:40:00.000
Actual Start 2022-06-18 @ 15:35:53.542
Finish Time 2022-06-18 @ 15:56:46.354
Track Length 1.9790mi.
Total Laps 254
Total Distance Covered 502.6830mi.

Session Fastest Lap History

NO	CL	NAME	LAP TIME	TIME OF DAY	LAP	VEHICLE
15	B	Samuel HARRISON	1:35.116	15:39:08.019	2	Chevron B15
15	B	Samuel HARRISON	1:34.812	15:40:42.827	3	Chevron B15

Session Leader History

NO	CL	NAME	FROM LAP	LAPS LED	DISTANCE	VEHICLE
15	B	Samuel HARRISON	1	13	25.68 miles	Chevron B15

Flag History

TYPE	TIME OF DAY
GREEN	15:35:53.542
FINISH	15:56:46.354

Flag Statistics

TYPE	COUNT	TOTAL LAPS	TOTAL TIME
Green	1	13	22:53.367
Red	0	0	0.000
Safety Car	0	0	0.000
FCY	0	0	0.000

HSCC Historic Formula 3 Championship

RACE 4 - STATISTICS

CLASS : B

21 Starters

Fastest Lap History

NO	NAME	LAP TIME	TIME OF DAY	LAP	VEHICLE
15	Samuel HARRISON	1:35.116	15:39:08.019	2	Chevron B15
15	Samuel HARRISON	1:34.812	15:40:42.827	3	Chevron B15

Leader History

NO	NAME	FROM LAP	LAPS LED	DISTANCE	VEHICLE
15	Samuel HARRISON	1	13	25.68 miles	Chevron B15

HSCC Historic Formula 3 Championship

RACE 4 - STATISTICS

CLASS : A

1 Starters

Fastest Lap History

NO	NAME	LAP TIME	TIME OF DAY	LAP	VEHICLE
24	Jon WAGGITT	1:53.007	15:40:03.309	2	Lotus 31
24	Jon WAGGITT	1:51.284	15:41:54.593	3	Lotus 31
24	Jon WAGGITT	1:48.772	15:49:20.773	7	Lotus 31
24	Jon WAGGITT	1:47.500	15:58:30.197	12	Lotus 31

Leader History

NO	NAME	FROM LAP	LAPS LED	DISTANCE	VEHICLE
24	Jon WAGGITT	1	12	23.71 miles	Lotus 31

HSCC Historic Formula 3 Championship

RACE 4 - STATISTICS

CLASS : Inv

1 Starters

Fastest Lap History

NO	NAME	LAP TIME	TIME OF DAY	LAP	VEHICLE
39	Austin WIDMER	1:56.785	15:39:54.541	2	Lotus 61
39	Austin WIDMER	1:55.836	15:41:50.376	3	Lotus 61
39	Austin WIDMER	1:52.375	15:43:42.749	4	Lotus 61
39	Austin WIDMER	1:51.725	15:45:34.476	5	Lotus 61
39	Austin WIDMER	1:51.367	15:47:25.843	6	Lotus 61
39	Austin WIDMER	1:51.173	15:51:08.571	8	Lotus 61
39	Austin WIDMER	1:49.861	15:52:58.431	9	Lotus 61
39	Austin WIDMER	1:48.071	15:56:39.041	11	Lotus 61

Leader History

NO	NAME	FROM LAP	LAPS LED	DISTANCE	VEHICLE
39	Austin WIDMER	1	12	23.71 miles	Lotus 61



HSCC Historic Formula 3 Championship

RACE 12 - GRID (20 minutes)

ROW 12	23	71 Mike WALKER		
ROW 11	21	2:00.214 14 Simon ETHERINGTON	22	2:11.630 58 Rachel LOVETT
ROW 10	19	1:53.500 44 Peter HAMILTON	20	1:59.232 84 Martin WHITLOCK
ROW 9	17	1:50.756 34 Gil DUFFY	18	1:52.351 59 Tony WALLEN
ROW 8	15	1:49.011 63 Christoph WIDMER	16	1:50.182 26 Steve SEAMAN
ROW 7	13	1:48.587 2 Barry SEWELL	14	1:48.898 16 Mark LINSTONE
ROW 6	11	1:48.071 39 Austin WIDMER	12	1:48.376 6 Leif BOSSON
ROW 5	9	1:47.221 46 Mike LAMPLOUGH	10	1:47.500 24 Jon WAGGITT
ROW 4	7	1:46.030 77 Francois DEROSI	8	1:46.138 10 Ewen SERGISON
ROW 3	5	1:45.221 53 Josh SHARP	6	1:45.297 57 Simon HAUGHTON
ROW 2	3	1:41.276 411 Ian BANKHURST	4	1:43.268 11 Simon ARMER
ROW 1	1	1:34.812 15 Samuel HARRISON	2	1:39.821 1 Jeremy TIMMS
Pole				

Donington Park National: 1.9790 miles

These results are provisional until the conclusion of any judicial and technical matters.

Clerk Of Course : Julian Floyd	Stewards :	Timekeeper : Richard Lomax
--------------------------------	------------	----------------------------

Sheet No:

Issue Time:



HSCC Historic Formula 3 Championship

RACE 12 - CLASSIFICATION

POS	NO	CL	PIC	NAME	ENTRY	LAPS	TIME	GAP	DIFF	MPH	BEST	ON
1	15	B	1	Samuel HARRISON	Chevron B15	16	20:43.106			91.59	1:16.494	6
2	1	B	2	Jeremy TIMMS	Chevron B15	16	20:55.284	12.178	12.178	90.70	1:17.271	15
3	411	B	3	Ian BANKHURST	Alexis Mk8	16	21:04.231	21.125	8.947	90.06	1:17.861	6
4	11	B	4	Simon ARMER	March 703	16	21:23.212	40.106	18.981	88.72	1:18.515	14
5	26	B	5	Steve SEAMAN	Brabham BT21	16	21:24.321	41.215	1.109	88.65	1:17.851	9
6	53	B	6	Josh SHARP	Chevron B17	16	21:51.079	1:07.973	26.758	86.84	1:19.754	7
7	57	B	7	Simon HAUGHTON	Chevron B15	16	21:51.445	1:08.339	0.366	86.81	1:19.776	11
8	77	B	8	Francois DEROSI	Chevron B17	15	20:45.932	1 Lap	1 Lap	85.66	1:19.586	13
9	63	B	9	Christoph WIDMER	Brabham BT18A	15	20:47.899	1 Lap	1.967	85.53	1:19.727	13
10	6	B	10	Leif BOSSON	Brabham BT28	15	20:49.196	1 Lap	1.297	85.44	1:20.018	13
11	16	B	11	Mark LINSTONE	Brabham BT21	15	20:52.620	1 Lap	3.424	85.20	1:20.368	13
12	71	B	12	Mike WALKER	Brabham BT21	15	21:02.056	1 Lap	9.436	84.57	1:20.321	15
13	44	B	13	Peter HAMILTON	Tecno	15	21:02.317	1 Lap	0.261	84.55	1:20.125	15
14	46	B	14	Mike LAMPLOUGH	Chevron B15	15	21:27.620	1 Lap	25.303	82.89	1:23.373	12
15	34	B	15	Gil DUFFY	Brabham BT21B	15	21:28.241	1 Lap	0.621	82.85	1:22.536	15
16	39	Inv	1	Austin WIDMER	Lotus 61	15	21:29.641	1 Lap	1.400	82.76	1:22.950	15
17	24	A	1	Jon WAGGITT	Lotus 31	15	22:55.946	1 Lap	1:26.305	77.57	1:26.036	14
18	59	B	16	Tony WALLEN	Lotus 59A	14	20:44.330	2 Laps	1 Lap	80.04	1:25.059	14
19	84	B	17	Martin WHITLOCK	Brabham BT21	14	20:59.918	2 Laps	15.588	79.05	1:26.948	4
20	14	B	18	Simon ETHERINGTON	Brabham BT15	13	21:41.493	3 Laps	1 Lap	71.05	1:38.043	12
21	58	B	19	Rachel LOVETT	Merlyn Mk10/14	12	21:27.157	4 Laps	1 Lap	66.31	1:42.101	6

NOT CLASSIFIED

DNF	2	B		Barry SEWELL	Lotus 41	1	2:06.121	15 Laps	11 Laps	55.40		
DNF	10	B		Ewen SERGISON	De Sanctis F3 69	0						

FASTEST LAP

15	B			Samuel HARRISON	Chevron B15	6	1:16.494			93.13 mph	149.89 kph	
39	Inv			Austin WIDMER	Lotus 61	15	1:22.950			85.89 mph	138.22 kph	
24	A			Jon WAGGITT	Lotus 31	14	1:26.036			82.81 mph	133.26 kph	

Weather / Track : Bright / Dry

These results are provisional until the conclusion of any judicial and technical matters.

Race Distance: 16 Laps / 31.66 miles

Donington Park National: 1.9790 miles

Date: 19/06/2022 Start: 13:19 Finish: 13:39

Clerk Of Course : Julian Floyd

Stewards :

Timekeeper : Richard Lomax

HSCC Historic Formula 3 Championship

RACE 12 - LAP CHART

LAP 1 @ 13:20:26.446			LAP 2 @ 13:21:42.957			LAP 3 @ 13:22:59.552			LAP 4 @ 13:24:16.077			LAP 5 @ 13:25:32.883		
NO	BEHIND	LAP TIME	NO	BEHIND	LAP TIME	NO	BEHIND	LAP TIME	NO	BEHIND	LAP TIME	NO	BEHIND	LAP TIME
15		1:21.137	15		1:16.511	15		1:16.595	15		1:16.525	15		1:16.806
1	2.797	1:23.934	1	5.333	1:19.047	1	7.323	1:18.585	1	9.053	1:18.255	1	10.358	1:18.111
411	3.036	1:24.173	411	5.950	1:19.425	411	7.924	1:18.569	411	9.452	1:18.053	411	10.970	1:18.324
11	4.153	1:25.290	11	7.624	1:19.982	11	11.059	1:20.030	11	15.591	1:21.057	11	19.553	1:20.768
77	10.217	1:31.354	53	18.147	1:24.261	26	23.384	1:20.794	26	27.125	1:20.266	14	1 Lap	1:39.029
53	10.397	1:31.534	57	18.866	1:24.626	53	25.687	1:24.135	58	1 Lap	1:47.698	26	29.364	1:19.045
57	10.751	1:31.888	26	19.185	1:23.176	57	26.417	1:24.146	53	30.053	1:20.891	53	33.533	1:20.286
6	11.871	1:33.008	6	20.478	1:25.118	63	28.200	1:23.645	57	31.090	1:21.198	57	35.228	1:20.944
16	12.348	1:33.485	16	20.947	1:25.110	6	28.542	1:24.659	63	33.868	1:22.193	63	40.707	1:23.645
26	12.520	1:33.657	63	21.150	1:23.759	16	29.022	1:24.670	6	34.489	1:22.472	16	43.173	1:24.781
63	13.902	1:35.039	46	23.634	1:25.450	46	32.536	1:25.497	16	35.198	1:22.701	6	43.592	1:25.909
24	14.364	1:35.501	44	25.810	1:27.016	44	32.861	1:23.646	44	39.661	1:23.325	44	47.525	1:24.670
46	14.695	1:35.832	24	26.422	1:28.569	77	36.567	1:24.650	46	42.593	1:26.582	77	49.028	1:22.485
44	15.305	1:36.442	34	26.838	1:27.470	34	36.949	1:26.706	77	43.349	1:23.307	46	51.338	1:25.551
34	15.879	1:37.016	39	27.592	1:27.984	24	39.001	1:29.174	34	45.343	1:24.919	34	52.836	1:24.299
39	16.119	1:37.256	77	28.512	1:34.806	39	39.216	1:28.219	39	48.355	1:25.664	71	56.563	1:24.185
84	17.472	1:38.609	84	29.759	1:28.798	71	39.462	1:25.406	71	49.184	1:26.247	39	56.804	1:25.255
59	19.048	1:40.185	71	30.651	1:27.459	84	40.603	1:27.439	24	50.336	1:27.860	58	1 Lap	1:47.616
71	19.703	1:40.840	59	33.380	1:30.843	59	45.166	1:28.381	84	51.026	1:26.948	24	1:01.457	1:27.927
14	29.725	1:50.862	14	52.463	1:39.249	14	1:14.491	1:38.623	59	55.601	1:26.960	84	1:01.982	1:27.762
58	40.479	2:01.616	58	1:15.130	1:51.162							59	1:06.213	1:27.418
2	44.984	2:06.121 P												

HSCC Historic Formula 3 Championship

RACE 12 - LAP CHART

LAP 6 @ 13:26:49.377			LAP 7 @ 13:28:05.934			LAP 8 @ 13:29:23.639			LAP 9 @ 13:30:41.687			LAP 10 @ 13:31:58.454		
NO	BEHIND	LAP TIME	NO	BEHIND	LAP TIME	NO	BEHIND	LAP TIME	NO	BEHIND	LAP TIME	NO	BEHIND	LAP TIME
15		1:16.494	15		1:16.557	15		1:17.705	15		1:18.048	15		1:16.767
1	11.444	1:17.580	59	1 Lap	1:32.409	24	1 Lap	1:29.245	34	1 Lap	1:25.013	71	1 Lap	1:21.727
411	12.337	1:17.861	1	12.413	1:17.526	84	1 Lap	1:30.089	39	1 Lap	1:25.592	46	1 Lap	1:25.982
11	22.978	1:19.919	411	14.904	1:19.124	1	12.394	1:17.686	14	2 Laps	1:40.342	34	1 Lap	1:25.332
26	31.148	1:18.278	58	2 Laps	1:49.002	411	15.952	1:18.753	1	12.221	1:17.875	39	1 Lap	1:24.006
53	37.210	1:20.171	11	26.306	1:19.885	59	1 Lap	1:29.514	411	16.973	1:19.069	1	12.761	1:17.307
57	39.538	1:20.804	26	32.647	1:18.056	11	29.879	1:21.278	24	1 Lap	1:28.774	411	19.052	1:18.846
14	1 Lap	1:38.586	53	40.407	1:19.754	26	34.012	1:19.070	84	1 Lap	1:29.689	24	1 Lap	1:27.538
63	46.539	1:22.326	57	43.929	1:20.948	58	2 Laps	1:42.101	59	1 Lap	1:26.034	11	33.725	1:19.262
6	50.835	1:23.737	63	53.345	1:23.363	53	42.952	1:20.250	11	31.230	1:19.399	14	2 Laps	1:39.154
16	51.081	1:24.402	6	58.898	1:24.620	57	47.091	1:20.867	26	33.815	1:17.851	26	35.971	1:18.923
77	54.250	1:21.716	16	59.112	1:24.588	63	58.188	1:22.548	53	45.587	1:20.683	59	1 Lap	1:31.378
44	55.311	1:24.280	77	59.285	1:21.592	77	1:03.412	1:21.832	57	50.414	1:21.371	84	1 Lap	1:35.236
46	1:00.229	1:25.385	44	1:02.992	1:24.238	16	1:03.624	1:22.217	63	1:03.526	1:23.386	53	49.901	1:21.081
34	1:00.620	1:24.278	14	1 Lap	1:41.442	6	1:04.568	1:23.375	77	1:06.990	1:21.626	57	54.360	1:20.713
71	1:02.495	1:22.426	71	1:09.658	1:23.720	44	1:08.424	1:23.137	58	2 Laps	1:44.429	63	1:09.412	1:22.653
39	1:04.576	1:24.266	46	1:10.282	1:26.610	71	1:14.246	1:22.293	16	1:07.564	1:21.988	77	1:10.605	1:20.382
24	1:14.706	1:29.743	34	1:10.974	1:26.911	46	1:17.467	1:24.890	6	1:07.962	1:21.442	16	1:12.297	1:21.500
84	1:15.179	1:29.691	39	1:11.902	1:23.883				44	1:12.815	1:22.439	6	1:12.682	1:21.487

HSCC Historic Formula 3 Championship

RACE 12 - LAP CHART

LAP 11 @ 13:33:16.279			LAP 12 @ 13:34:32.917			LAP 13 @ 13:35:50.708			LAP 14 @ 13:37:07.643			LAP 15 @ 13:38:27.138		
NO	BEHIND	LAP TIME	NO	BEHIND	LAP TIME	NO	BEHIND	LAP TIME	NO	BEHIND	LAP TIME	NO	BEHIND	LAP TIME
15		1:17.825	15		1:16.638	15		1:17.791	15		1:16.935	15		1:19.495
44	1 Lap	1:25.071	44	1 Lap	1:22.439	63	1 Lap	1:21.853	77	1 Lap	1:19.586	77	1 Lap	1:20.857
71	1 Lap	1:22.450	71	1 Lap	1:20.609	14	3 Laps	1:38.453	63	1 Lap	1:19.727	63	1 Lap	1:21.869
1	15.362	1:20.426	1	16.571	1:17.847	6	1 Lap	1:20.479	6	1 Lap	1:20.018	6	1 Lap	1:21.770
58	3 Laps	1:43.481	411	23.856	1:21.050	16	1 Lap	1:20.612	16	1 Lap	1:20.368	16	1 Lap	1:21.963
46	1 Lap	1:25.701	34	1 Lap	1:24.856	71	1 Lap	1:21.880	1	17.952	1:18.291	84	2 Laps	1:31.687
34	1 Lap	1:25.716	46	1 Lap	1:25.390	44	1 Lap	1:22.966	71	1 Lap	1:21.518	1	15.728	1:17.271
39	1 Lap	1:26.081	39	1 Lap	1:25.234	1	16.596	1:17.816	44	1 Lap	1:22.083	71	1 Lap	1:20.975
411	19.444	1:18.217	11	36.882	1:19.036	411	24.406	1:18.341	14	3 Laps	1:38.824	44	1 Lap	1:20.440
11	34.484	1:18.584	26	37.541	1:18.017	34	1 Lap	1:23.359	411	25.542	1:18.071	58	4 Laps	1:45.831
26	36.162	1:18.016	58	3 Laps	1:43.615	46	1 Lap	1:23.373	46	1 Lap	1:23.435	411	23.996	1:17.949
24	1 Lap	1:27.751	24	1 Lap	1:28.341	39	1 Lap	1:23.391	34	1 Lap	1:24.226	26	41.121	1:21.568
59	1 Lap	1:27.482	53	57.540	1:21.398	26	37.690	1:17.940	26	39.048	1:18.293	14	3 Laps	1:38.043
53	52.780	1:20.704	59	1 Lap	1:25.703	11	38.054	1:18.963	11	39.634	1:18.515	46	1 Lap	1:24.392
84	1 Lap	1:29.682	57	59.745	1:20.072	53	1:01.161	1:21.412	39	1 Lap	1:25.174	11	42.455	1:22.316
57	56.311	1:19.776	84	1 Lap	1:28.032	24	1 Lap	1:28.370	53	1:05.467	1:21.241	34	1 Lap	1:25.604
14	2 Laps	1:40.364	77	1:17.565	1:21.182	57	1:05.939	1:23.985	57	1:09.114	1:20.110	39	1 Lap	1:24.686
63	1:12.843	1:21.256				59	1 Lap	1:27.182	24	1 Lap	1:27.211	53	1:08.333	1:22.361
77	1:13.021	1:20.241				58	3 Laps	1:45.802	59	1 Lap	1:25.782	57	1:09.613	1:19.994
6	1:15.353	1:20.496				84	1 Lap	1:28.326				24	1 Lap	1:26.036
16	1:16.384	1:21.912												

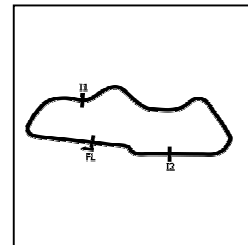
HSCC Historic Formula 3 Championship

RACE 12 - LAP CHART

LAP 16 @ 13:39:48.415		
NO	BEHIND	LAP TIME
15		1:21.277
59	2 Laps	1:25.059
77	1 Lap	1:20.316
63	1 Lap	1:20.637
6	1 Lap	1:20.606
16	1 Lap	1:22.323
1	12.178	1:17.727
84	2 Laps	1:27.930
71	1 Lap	1:20.321
44	1 Lap	1:20.125
411	21.125	1:18.406
11	40.106	1:18.928
26	41.215	1:21.371
58	4 Laps	1:44.804
46	1 Lap	1:23.550
34	1 Lap	1:22.536
39	1 Lap	1:22.950
14	3 Laps	1:38.522
53	1:07.973	1:20.917
57	1:08.339	1:20.003
24	1 Lap	2:13.906 P

HSCC Historic Formula 3 Championship

RACE 12 - SECTOR ANALYSIS



SECTOR 1 = FL to I1, SECTOR 2 = I1 to I2, SECTOR 3 = I2 to FL, DIFF = Difference To Personal Best Lap, P = Crossed Finish Line in Pit Lane, D = Time Disallowed

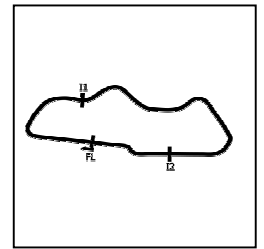
P1 15 B Samuel HARRISON		Chevron B15								
IDEAL LAP TIME : 1:15.898		BEST LAP TIME : 1:16.494		DIFFERENCE : 0.596						
LAP	SECTOR 1	SECTOR 2	SECTOR 3	LAP TIME	MPH	DIFF	TIME OF DAY			
1 -		115.7	40.782	111.8	13.824	96.5	1:21.137	87.80	4.643	13:20:26.446
2 -	22.644	117.5	40.280	111.8	13.587	97.3	1:16.511 (2)	93.11	0.017	13:21:42.957
3 -	22.305	117.7	40.417	112.0	13.873	97.1	1:16.595	93.01	0.101	13:22:59.552
4 -	22.512	117.3	40.454	111.6	13.559	97.8	1:16.525 (3)	93.10	0.031	13:24:16.077
5 -	22.634	117.5	40.633	111.6	13.539	97.2	1:16.806	92.76	0.312	13:25:32.883
6 -	22.330	118.5	40.370	112.2	13.794	96.2	1:16.494 (1)	93.13		13:26:49.377
7 -	22.315	117.7	40.861	112.7	13.381	98.3	1:16.557	93.06	0.063	13:28:05.934
8 -	23.500	116.1	40.666	112.5	13.539	98.1	1:17.705	91.68	1.211	13:29:23.639
9 -	22.315	117.7	41.099	114.7	14.634	96.2	1:18.048	91.28	1.554	13:30:41.687
10 -	22.341	118.1	40.833	112.4	13.593	97.9	1:16.767	92.80	0.273	13:31:58.454
11 -	22.237	113.5	42.012	113.1	13.576	97.5	1:17.825	91.54	1.331	13:33:16.279
12 -	22.321	118.3	40.349	115.1	13.968	98.1	1:16.638	92.96	0.144	13:34:32.917
13 -	22.453	118.3	41.100	111.4	14.238	96.9	1:17.791	91.58	1.297	13:35:50.708
14 -	22.733	115.7	40.612	112.2	13.590	97.9	1:16.935	92.60	0.441	13:37:07.643
15 -	23.751	87.8	41.996	111.2	13.748	96.0	1:19.495	89.62	3.001	13:38:27.138
16 -	22.611	101.6	43.327	102.7	15.339	83.2	1:21.277	87.65	4.783	13:39:48.415

P2 1 B Jeremy TIMMS		Chevron B15								
IDEAL LAP TIME : 1:16.842		BEST LAP TIME : 1:17.271		DIFFERENCE : 0.429						
LAP	SECTOR 1	SECTOR 2	SECTOR 3	LAP TIME	MPH	DIFF	TIME OF DAY			
1 -		107.0	42.596	112.9	14.101	97.6	1:23.934	84.88	6.663	13:20:29.243
2 -	22.847	114.7	42.121	110.3	14.079	98.6	1:19.047	90.13	1.776	13:21:48.290
3 -	22.657	114.5	42.052	110.7	13.876	98.6	1:18.585	90.66	1.314	13:23:06.875
4 -	22.641	110.7	41.799	111.1	13.815	99.5	1:18.255	91.04	0.984	13:24:25.130
5 -	22.553	116.3	41.854	110.7	13.704	100.1	1:18.111	91.21	0.840	13:25:43.241
6 -	22.436	118.1	41.565	111.1	13.579	100.0	1:17.580	91.83	0.309	13:27:00.821
7 -	22.376	118.7	41.401	112.4	13.749	99.2	1:17.526 (3)	91.90	0.255	13:28:18.347
8 -	22.329	117.7	41.863	111.1	13.494	101.0	1:17.686	91.71	0.415	13:29:36.033
9 -	22.502	114.9	41.520	111.2	13.853	100.1	1:17.875	91.48	0.604	13:30:53.908
10 -	22.323	116.9	41.163	112.4	13.821	98.5	1:17.307 (2)	92.16	0.036	13:32:11.215
11 -	22.365	115.9	43.400	112.5	14.661	96.2	1:20.426	88.58	3.155	13:33:31.641
12 -	22.486	116.5	41.661	112.0	13.700	100.3	1:17.847	91.52	0.576	13:34:49.488
13 -	22.357	118.3	41.818	112.2	13.641	100.3	1:17.816	91.55	0.545	13:36:07.304
14 -	22.204	120.4	41.710	112.0	14.377	97.2	1:18.291	91.00	1.020	13:37:25.595
15 -	22.483	115.5	41.144	112.9	13.644	100.3	1:17.271 (1)	92.20		13:38:42.866
16 -	22.227	119.4	41.620	111.6	13.880	98.6	1:17.727	91.66	0.456	13:40:00.593

P3 411 B Ian BANKHURST		Alexis Mk8								
IDEAL LAP TIME : 1:17.428		BEST LAP TIME : 1:17.861		DIFFERENCE : 0.433						
LAP	SECTOR 1	SECTOR 2	SECTOR 3	LAP TIME	MPH	DIFF	TIME OF DAY			
1 -		107.7	42.966	108.2	14.257	97.5	1:24.173	84.64	6.312	13:20:29.482
2 -	23.097	113.5	42.400	109.6	13.928	97.6	1:19.425	89.70	1.564	13:21:48.907
3 -	22.706	117.5	42.014	108.5	13.849	98.3	1:18.569	90.68	0.708	13:23:07.476
4 -	22.681	113.7	41.713	111.4	13.659	98.8	1:18.053 (3)	91.27	0.192	13:24:25.529
5 -	22.537	113.9	41.916	111.4	13.871	97.3	1:18.324	90.96	0.463	13:25:43.853
6 -	22.583	116.9	41.246	112.2	14.032	96.9	1:17.861 (1)	91.50		13:27:01.714
7 -	22.772	114.9	41.411	109.6	14.941	94.6	1:19.124	90.04	1.263	13:28:20.838
8 -	23.012	114.5	41.387	111.6	14.354	94.7	1:18.753	90.46	0.892	13:29:39.591
9 -	22.682	114.5	42.502	109.4	13.885	97.2	1:19.069	90.10	1.208	13:30:58.660
10 -	22.838	108.5	42.080	109.2	13.928	96.1	1:18.846	90.36	0.985	13:32:17.506
11 -	22.834	114.9	41.498	111.2	13.885	98.2	1:18.217	91.08	0.356	13:33:35.723
12 -	23.439	114.3	43.454	110.5	14.157	95.1	1:21.050	87.90	3.189	13:34:56.773
13 -	22.803	115.3	41.797	110.1	13.741	97.2	1:18.341	90.94	0.480	13:36:15.114
14 -	22.778	113.7	41.412	110.1	13.881	96.8	1:18.071	91.25	0.210	13:37:33.185
15 -	22.882	114.9	41.422	110.0	13.645	97.8	1:17.949 (2)	91.40	0.088	13:38:51.134
16 -	22.999	115.5	41.703	110.9	13.704	96.6	1:18.406	90.86	0.545	13:40:09.540

HSCC Historic Formula 3 Championship

RACE 12 - SECTOR ANALYSIS



SECTOR 1 = FL to I1, SECTOR 2 = I1 to I2, SECTOR 3 = I2 to FL, DIFF = Difference To Personal Best Lap, P = Crossed Finish Line in Pit Lane, D = Time Disallowed

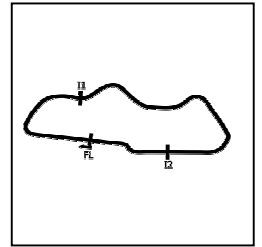
P4		11 B		Simon ARMER		March 703			
IDEAL LAP TIME : 1:17.904		BEST LAP TIME : 1:18.515		DIFFERENCE : 0.611					
LAP	SECTOR 1	SECTOR 2	SECTOR 3	LAP TIME	MPH	DIFF	TIME OF DAY		
1 -		103.8	42.851	112.2	14.766	1:25.290	83.53	6.775	13:20:30.599
2 -	23.452	110.3	41.838	111.8	14.692	1:19.982	89.07	1.467	13:21:50.581
3 -	23.265	111.4	42.053	109.4	14.712	1:20.030	89.02	1.515	13:23:10.611
4 -	23.324	114.3	43.209	108.7	14.524	1:21.057	87.89	2.542	13:24:31.668
5 -	23.402	114.5	42.101	108.9	15.265	1:20.768	88.21	2.253	13:25:52.436
6 -	23.494	114.5	41.800	108.2	14.625	1:19.919	89.14	1.404	13:27:12.355
7 -	23.411	113.9	41.689	108.9	14.785	1:19.885	89.18	1.370	13:28:32.240
8 -	23.334	112.5	43.459	108.9	14.485	1:21.278	87.65	2.763	13:29:53.518
9 -	23.422	114.5	41.597	109.4	14.380	1:19.399	89.73	0.884	13:31:12.917
10 -	23.037	115.5	42.263	110.5	13.962	1:19.262	89.88	0.747	13:32:32.179
11 -	22.923	114.7	41.557	109.8	14.104	1:18.584 (2)	90.66	0.069	13:33:50.763
12 -	23.112	114.3	41.706	109.2	14.218	1:19.036	90.14	0.521	13:35:09.799
13 -	22.986	116.3	41.486	109.8	14.491	1:18.963	90.22	0.448	13:36:28.762
14 -	22.837	115.5	41.105	112.0	14.573	1:18.515 (1)	90.74		13:37:47.277
15 -	22.868	109.2	44.591	108.4	14.857	1:22.316	86.55	3.801	13:39:09.593
16 -	23.215	114.5	41.178	110.5	14.535	1:18.928 (3)	90.26	0.413	13:40:28.521

P5		26 B		Steve SEAMAN		Brabham BT21			
IDEAL LAP TIME : 1:17.104		BEST LAP TIME : 1:17.851		DIFFERENCE : 0.747					
LAP	SECTOR 1	SECTOR 2	SECTOR 3	LAP TIME	MPH	DIFF	TIME OF DAY		
1 -		82.8	47.336	111.6	15.429	1:33.657	76.07	15.806	13:20:38.966
2 -	23.717	94.1	44.885	113.1	14.574	101.3	85.65	5.325	13:22:02.142
3 -	23.076	107.5	43.396	112.5	14.322	98.9	88.18	2.943	13:23:22.936
4 -	22.863	115.7	41.705	113.3	15.698	96.6	88.76	2.415	13:24:43.202
5 -	22.857	116.3	41.776	112.4	14.412	98.2	1:19.045	1.194	13:26:02.247
6 -	22.516	116.7	41.446	112.9	14.316	97.6	1:18.278	0.427	13:27:20.525
7 -	22.541	116.3	41.189	113.1	14.326	96.6	1:18.056	0.127	13:28:38.581
8 -	22.639	116.7	42.182	112.9	14.249	98.2	1:19.070	1.219	13:29:57.651
9 -	22.599	117.7	41.230	114.3	14.022	98.6	1:17.851 (1)	91.51	13:31:15.502
10 -	22.535	117.9	42.563	113.1	13.825	99.8	1:18.923	1.072	13:32:34.425
11 -	22.583	118.5	41.295	114.7	14.138	98.5	1:18.016 (3)	0.165	13:33:52.441
12 -	22.354	120.0	41.634	113.7	14.029	100.6	1:18.017	0.166	13:35:10.458
13 -	22.575	110.9	41.196	117.1	14.169	99.1	1:17.940 (2)	0.089	13:36:28.398
14 -	22.369	119.6	40.925	117.3	14.999	97.9	1:18.293	0.442	13:37:46.691
15 -	22.542	107.7	44.914	112.7	14.112	98.8	1:21.568	3.717	13:39:08.259
16 -	22.482	118.3	43.634	116.9	15.255	93.4	1:21.371	3.520	13:40:29.630

P6		53 B		Josh SHARP		Chevron B17			
IDEAL LAP TIME : 1:19.582		BEST LAP TIME : 1:19.754		DIFFERENCE : 0.172					
LAP	SECTOR 1	SECTOR 2	SECTOR 3	LAP TIME	MPH	DIFF	TIME OF DAY		
1 -		89.1	46.413	108.7	15.577	94.6	1:31.534	11.780	13:20:36.843
2 -	24.582	97.8	44.682	108.7	14.997	94.9	1:24.261	4.507	13:22:01.104
3 -	23.874	103.2	45.577	110.1	14.684	96.5	1:24.135	4.381	13:23:25.239
4 -	23.257	109.4	43.092	110.9	14.542	97.2	1:20.891	1.137	13:24:46.130
5 -	23.088	108.5	42.952	110.1	14.246	96.6	1:20.286	0.532	13:26:06.416
6 -	23.063	106.5	42.777	109.2	14.331	96.9	1:20.171 (2)	0.417	13:27:26.587
7 -	23.007	107.0	42.378	110.9	14.369	96.2	1:19.754 (1)	89.33	13:28:46.341
8 -	23.410	108.9	42.329	110.9	14.511	96.6	1:20.250 (3)	0.496	13:30:06.591
9 -	23.528	108.2	42.804	110.7	14.351		1:20.683	0.929	13:31:27.274
10 -	23.284	109.8	43.148	110.1	14.649	96.4	1:21.081	1.327	13:32:48.355
11 -	23.411	107.2	42.853	111.1	14.440	95.7	1:20.704	0.950	13:34:09.059
12 -	23.400	108.7	43.368	110.5	14.630	94.5	1:21.398	1.644	13:35:30.457
13 -	23.859	107.3	43.064	110.5	14.489	95.4	1:21.412	1.658	13:36:51.869
14 -	23.304	106.5	42.955	105.5	14.982	92.1	1:21.241	1.487	13:38:13.110
15 -	23.856	107.7	43.705	105.8	14.800	92.3	1:22.361	2.607	13:39:35.471
16 -	23.764	109.4	42.708	107.2	14.445	94.5	1:20.917	1.163	13:40:56.388

HSCC Historic Formula 3 Championship

RACE 12 - SECTOR ANALYSIS



SECTOR 1 = FL to I1, SECTOR 2 = I1 to I2, SECTOR 3 = I2 to FL, DIFF = Difference To Personal Best Lap, P = Crossed Finish Line in Pit Lane, D = Time Disallowed

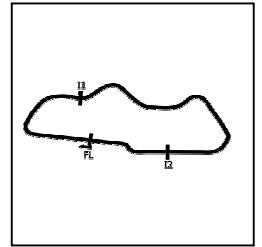
P7 57 B		Simon HAUGHTON				Chevron B15				
IDEAL LAP TIME : 1:19.520		BEST LAP TIME : 1:19.776				DIFFERENCE : 0.256				
LAP	SECTOR 1	SECTOR 2		SECTOR 3		LAP TIME	MPH	DIFF	TIME OF DAY	
1 -		88.6	46.637	110.1	15.390	96.0	1:31.888	77.53	12.112	13:20:37.197
2 -	24.727	95.1	44.918	110.3	14.981	96.9	1:24.626	84.18	4.850	13:22:01.823
3 -	24.020	99.1	45.315	109.6	14.811	97.8	1:24.146	84.67	4.370	13:23:25.969
4 -	23.633	98.8	42.790	112.7	14.775	97.8	1:21.198	87.74	1.422	13:24:47.167
5 -	23.765	102.6	42.535	111.6	14.644	98.1	1:20.944	88.01	1.168	13:26:08.111
6 -	23.651	99.5	42.751	111.6	14.402	97.9	1:20.804	88.17	1.028	13:27:28.915
7 -	23.610	96.6	42.933	111.6	14.405	98.3	1:20.948	88.01	1.172	13:28:49.863
8 -	23.848	97.9	42.456	111.4	14.563	98.2	1:20.867	88.10	1.091	13:30:10.730
9 -	23.909	85.7	43.020	111.2	14.442	98.1	1:21.371	87.55	1.595	13:31:32.101
10 -	23.822	96.8	42.570	111.8	14.321	98.2	1:20.713	88.27	0.937	13:32:52.814
11 -	23.593	100.4	41.953	112.5	14.230	98.5	1:19.776 (1)	89.30		13:34:12.590
12 -	23.519	99.4	42.274	113.1	14.279	99.2	1:20.072	88.97	0.296	13:35:32.662
13 -	23.708	104.6	45.391	99.4	14.886	97.5	1:23.985	84.83	4.209	13:36:56.647
14 -	23.338	100.6	42.434	112.0	14.338	97.6	1:20.110	88.93	0.334	13:38:16.757
15 -	23.348	102.7	42.254	112.0	14.392	98.1	1:19.994 (2)	89.06	0.218	13:39:36.751
16 -	23.421	101.8	41.952	108.9	14.630	98.2	1:20.003 (3)	89.05	0.227	13:40:56.754

P8 77 B		Francois DEROSI				Chevron B17				
IDEAL LAP TIME : 1:19.206		BEST LAP TIME : 1:19.586				DIFFERENCE : 0.380				
LAP	SECTOR 1	SECTOR 2		SECTOR 3		LAP TIME	MPH	DIFF	TIME OF DAY	
1 -		92.8	46.067	111.4	15.196		1:31.354	77.98	11.768	13:20:36.663
2 -	24.122	107.7	55.207	98.3	15.477		1:34.806	75.14	15.220	13:22:11.469
3 -	24.086	97.2	45.182	108.5	15.382		1:24.650	84.16	5.064	13:23:36.119
4 -	23.718	104.3	44.596	107.5	14.993		1:23.307	85.52	3.721	13:24:59.426
5 -	23.848	107.7	44.368	107.7	14.269	96.4	1:22.485	86.37	2.899	13:26:21.911
6 -	23.517	111.2	43.568	107.8	14.631		1:21.716	87.18	2.130	13:27:43.627
7 -	23.398	110.3	43.730	110.1	14.464		1:21.592	87.32	2.006	13:29:05.219
8 -	23.837	112.2	43.332	113.7	14.663		1:21.832	87.06	2.246	13:30:27.051
9 -	23.294	110.9	43.085	109.6	15.247		1:21.626	87.28	2.040	13:31:48.677
10 -	23.489	112.2	43.066	108.5	13.827		1:20.382	88.63	0.796	13:33:09.059
11 -	23.070	113.7	42.831	112.5	14.340		1:20.241 (2)	88.79	0.655	13:34:29.300
12 -	23.210	112.2	42.863	108.9	15.109	94.5	1:21.182	87.76	1.596	13:35:50.482
13 -	23.382	111.4	42.309	108.9	13.895		1:19.586 (1)	89.52		13:37:10.068
14 -	23.098	100.4	43.806	107.3	13.953		1:20.857	88.11	1.271	13:38:30.925
15 -	23.435	108.9	42.899	108.7	13.982		1:20.316 (3)	88.70	0.730	13:39:51.241

P9 63 B		Christoph WIDMER				Brabham BT18A				
IDEAL LAP TIME : 1:19.296		BEST LAP TIME : 1:19.727				DIFFERENCE : 0.431				
LAP	SECTOR 1	SECTOR 2		SECTOR 3		LAP TIME	MPH	DIFF	TIME OF DAY	
1 -		84.9	47.194	110.0	15.799		1:35.039	74.96	15.312	13:20:40.348
2 -	24.478	100.9	44.574	111.2	14.707	98.5	1:23.759	85.06	4.032	13:22:04.107
3 -	23.902	102.4	44.293	114.5	15.450	93.9	1:23.645	85.17	3.918	13:23:27.752
4 -	23.800	108.0	43.886	109.2	14.507	96.9	1:22.193	86.68	2.466	13:24:49.945
5 -	24.918	102.6	44.054	108.7	14.673	96.0	1:23.645	85.17	3.918	13:26:13.590
6 -	23.576	108.7	44.117	109.2	14.633	96.2	1:22.326	86.54	2.599	13:27:35.916
7 -	24.498	94.2	44.321	108.9	14.544	95.5	1:23.363	85.46	3.636	13:28:59.279
8 -	23.533	109.6	44.248	109.1	14.767		1:22.548	86.30	2.821	13:30:21.827
9 -	23.874	106.6	44.394	107.7	15.118	95.3	1:23.386	85.44	3.659	13:31:45.213
10 -	24.095	107.7	44.030	109.2	14.528	96.5	1:22.653	86.19	2.926	13:33:07.866
11 -	23.656	108.9	43.121	109.6	14.479	96.2	1:21.256 (3)	87.68	1.529	13:34:29.122
12 -	24.136	110.3	43.226	111.8	14.491	97.8	1:21.853	87.04	2.126	13:35:50.975
13 -	23.406	108.9	42.285	113.7	14.036	98.3	1:19.727 (1)	89.36		13:37:10.702
14 -	23.020	105.5	44.435	112.0	14.414	95.5	1:21.869	87.02	2.142	13:38:32.571
15 -	22.975	112.5	42.329	113.7	15.333	92.6	1:20.637 (2)	88.35	0.910	13:39:53.208

HSCC Historic Formula 3 Championship

RACE 12 - SECTOR ANALYSIS



SECTOR 1 = FL to I1, SECTOR 2 = I1 to I2, SECTOR 3 = I2 to FL, DIFF = Difference To Personal Best Lap, P = Crossed Finish Line in Pit Lane, D = Time Disallowed

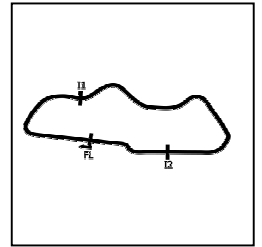
P10		6 B		Leif BOSSON			Brabham BT28			
IDEAL LAP TIME : 1:19.735		BEST LAP TIME : 1:20.018			DIFFERENCE : 0.283					
LAP	SECTOR 1		SECTOR 2		SECTOR 3		LAP TIME	MPH	DIFF	TIME OF DAY
1 -		87.3	47.097	110.5	15.273		1:33.008	76.60	12.990	13:20:38.317
2 -	24.352	94.6	45.379	112.7	15.387	96.8	1:25.118	83.70	5.100	13:22:03.435
3 -	24.191	102.7	44.586	111.6	15.882		1:24.659	84.15	4.641	13:23:28.094
4 -	24.147	104.6	43.694	113.1	14.631	97.6	1:22.472	86.38	2.454	13:24:50.566
5 -	25.401		45.497	112.5	15.011	97.2	1:25.909	82.93	5.891	13:26:16.475
6 -	23.684	103.2	44.551	111.1	15.502	95.1	1:23.737	85.08	3.719	13:27:40.212
7 -	23.886	101.0	45.461	110.5	15.273	95.0	1:24.620	84.19	4.602	13:29:04.832
8 -	24.730	97.8	44.003	113.3	14.642	95.4	1:23.375	85.45	3.357	13:30:28.207
9 -	23.479	105.1	43.558	114.7	14.405		1:21.442	87.48	1.424	13:31:49.649
10 -	23.568	104.6	43.342	116.1	14.577		1:21.487	87.43	1.469	13:33:11.136
11 -	23.087	108.4	43.135	111.8	14.274		1:20.496 (3)	88.50	0.478	13:34:31.632
12 -	23.381	106.0	42.902	113.9	14.196	97.2	1:20.479 (2)	88.52	0.461	13:35:52.111
13 -	23.197	108.9	42.535	112.7	14.286		1:20.018 (1)	89.03		13:37:12.129
14 -	23.125	103.7	44.139	112.0	14.506		1:21.770	87.13	1.752	13:38:33.899
15 -	23.004	106.0	43.120	112.4	14.482	95.5	1:20.606	88.38	0.588	13:39:54.505

P11		16 B		Mark LINSTONE			Brabham BT21			
IDEAL LAP TIME : 1:19.972		BEST LAP TIME : 1:20.368			DIFFERENCE : 0.396					
LAP	SECTOR 1		SECTOR 2		SECTOR 3		LAP TIME	MPH	DIFF	TIME OF DAY
1 -		85.4	47.111	108.5	15.543	94.9	1:33.485	76.21	13.117	13:20:38.794
2 -	24.289	95.7	45.224	109.8	15.597	94.3	1:25.110	83.71	4.742	13:22:03.904
3 -	24.564	96.0	44.266	111.4	15.840	93.0	1:24.670	84.14	4.302	13:23:28.574
4 -	24.158	99.7	43.528	113.9	15.015	95.3	1:22.701	86.14	2.333	13:24:51.275
5 -	24.718	79.7	44.867	109.4	15.196	93.4	1:24.781	84.03	4.413	13:26:16.056
6 -	24.372	99.7	44.397	110.5	15.633	94.5	1:24.402	84.41	4.034	13:27:40.458
7 -	23.896	97.9	45.328	112.4	15.364	94.9	1:24.588	84.22	4.220	13:29:05.046
8 -	23.515	102.9	43.660	108.2	15.042	95.7	1:22.217	86.65	1.849	13:30:27.263
9 -	23.675	105.0	43.586	110.0	14.727	96.0	1:21.988	86.89	1.620	13:31:49.251
10 -	23.394	106.6	43.514	110.1	14.592	94.6	1:21.500 (3)	87.41	1.132	13:33:10.751
11 -	23.802	102.2	43.522	108.9	14.588	94.7	1:21.912	86.97	1.544	13:34:32.663
12 -	23.261	106.8	43.051	110.7	14.300	95.8	1:20.612 (2)	88.38	0.244	13:35:53.275
13 -	22.981	105.0	42.691	110.3	14.696	94.7	1:20.368 (1)	88.65		13:37:13.643
14 -	23.182	107.0	43.935	108.7	14.846	93.9	1:21.963	86.92	1.595	13:38:35.606
15 -	23.722	107.3	43.698	108.5	14.903	94.1	1:22.323	86.54	1.955	13:39:57.929

P12		71 B		Mike WALKER			Brabham BT21			
IDEAL LAP TIME : 1:20.039		BEST LAP TIME : 1:20.321			DIFFERENCE : 0.282					
LAP	SECTOR 1		SECTOR 2		SECTOR 3		LAP TIME	MPH	DIFF	TIME OF DAY
1 -		74.3	50.086	103.2	16.417	96.0	1:40.840	70.65	20.519	13:20:46.149
2 -	25.557	82.5	45.752	110.7	16.150	95.0	1:27.459	81.46	7.138	13:22:13.608
3 -	24.625	105.6	44.953	111.1	15.828	94.5	1:25.406	83.42	5.085	13:23:39.014
4 -	25.243	96.4	45.933	109.6	15.071	95.7	1:26.247	82.60	5.926	13:25:05.261
5 -	23.984	109.2	44.593	108.0	15.608	94.2	1:24.185	84.63	3.864	13:26:29.446
6 -	24.175	103.8	43.360	111.2	14.891	96.2	1:22.426	86.43	2.105	13:27:51.872
7 -	23.766	107.5	44.799	114.5	15.155	94.7	1:23.720	85.10	3.399	13:29:15.592
8 -	24.095	109.6	43.150	110.5	15.048	94.9	1:22.293	86.57	1.972	13:30:37.885
9 -	23.831	107.2	43.531	112.5	14.365	96.1	1:21.727	87.17	1.406	13:31:59.612
10 -	23.593	102.7	44.215	111.6	14.642	96.0	1:22.450	86.41	2.129	13:33:22.062
11 -	23.518	111.1	42.539	112.2	14.552	96.0	1:20.609 (2)	88.38	0.288	13:34:42.671
12 -	23.569	108.0	43.530	110.7	14.781	95.3	1:21.880	87.01	1.559	13:36:04.551
13 -	23.435	111.6	43.250	108.2	14.833	97.5	1:21.518	87.39	1.197	13:37:26.069
14 -	23.135	106.3	42.856	111.2	14.984	94.1	1:20.975 (3)	87.98	0.654	13:38:47.044
15 -	23.231	111.1	42.572	110.9	14.518	96.5	1:20.321 (1)	88.70		13:40:07.365

HSCC Historic Formula 3 Championship

RACE 12 - SECTOR ANALYSIS



SECTOR 1 = FL to I1, SECTOR 2 = I1 to I2, SECTOR 3 = I2 to FL, DIFF = Difference To Personal Best Lap, P = Crossed Finish Line in Pit Lane, D = Time Disallowed

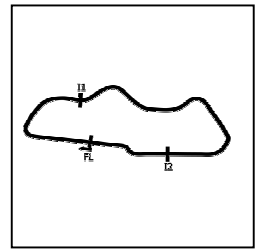
P13 44 B Peter HAMILTON		Tecno								
IDEAL LAP TIME : 1:20.013		BEST LAP TIME : 1:20.125		DIFFERENCE : 0.112						
LAP	SECTOR 1	SECTOR 2	SECTOR 3	LAP TIME	MPH	DIFF	TIME OF DAY			
1 -	83.3	47.586	109.1	16.307	93.3	1:36.442	73.87	16.317	13:20:41.751	
2 -	24.674	96.1	47.118	108.9	15.224	95.4	1:27.016	81.87	6.891	13:22:08.767
3 -	24.095	106.1	44.108	110.9	15.443	94.7	1:23.646	85.17	3.521	13:23:32.413
4 -	24.338	108.5	44.010	108.7	14.977	95.3	1:23.325	85.50	3.200	13:24:55.738
5 -	24.244	103.2	45.753	108.4	14.673	95.3	1:24.670	84.14	4.545	13:26:20.408
6 -	23.995	109.1	45.519	109.6	14.766	95.8	1:24.280	84.53	4.155	13:27:44.688
7 -	23.926	109.2	44.634	110.3	15.678	92.8	1:24.238	84.57	4.113	13:29:08.926
8 -	24.103	107.2	44.259	109.6	14.775	96.0	1:23.137	85.69	3.012	13:30:32.063
9 -	23.805	108.2	44.032	110.1	14.602	96.8	1:22.439	86.42	2.314	13:31:54.502
10 -	25.324	79.2	44.911	110.0	14.836	94.9	1:25.071	83.74	4.946	13:33:19.573
11 -	24.135	105.0	43.904	110.1	14.400	96.5	1:22.439	86.42	2.314	13:34:42.012
12 -	23.845	113.9	44.466	112.7	14.655	97.8	1:22.966	85.87	2.841	13:36:04.978
13 -	23.577	110.3	43.523	110.9	14.983	95.1	1:22.083 (3)	86.79	1.958	13:37:27.061
14 -	23.190	108.2	42.636	112.9	14.614	96.1	1:20.440 (2)	88.57	0.315	13:38:47.501
15 -	23.033	111.8	42.748	112.9	14.344	97.5	1:20.125 (1)	88.91		13:40:07.626

P14 46 B Mike LAMPLOUGH		Chevron B15								
IDEAL LAP TIME : 1:22.853		BEST LAP TIME : 1:23.373		DIFFERENCE : 0.520						
LAP	SECTOR 1	SECTOR 2	SECTOR 3	LAP TIME	MPH	DIFF	TIME OF DAY			
1 -	83.1	48.106	112.2	15.908	94.6	1:35.832	74.34	12.459	13:20:41.141	
2 -	24.465	95.0	44.670	113.9	16.315	93.7	1:25.450	83.37	2.077	13:22:06.591
3 -	24.153	94.5	45.460	110.3	15.884	93.5	1:25.497	83.33	2.124	13:23:32.088
4 -	25.174	93.2	45.961	111.2	15.447	94.2	1:26.582	82.28	3.209	13:24:58.670
5 -	24.087	98.3	45.946	109.1	15.518	94.5	1:25.551	83.27	2.178	13:26:24.221
6 -	24.165	95.1	45.818	111.2	15.402	93.8	1:25.385	83.44	2.012	13:27:49.606
7 -	24.103	99.8	46.531	113.1	15.976	94.2	1:26.610	82.26	3.237	13:29:16.216
8 -	24.146	99.1	45.373	111.8	15.371	93.9	1:24.890	83.92	1.517	13:30:41.106
9 -	24.374	91.8	45.639	111.1	15.969	93.7	1:25.982	82.86	2.609	13:32:07.088
10 -	24.234	96.0	45.838	113.9	15.629	93.0	1:25.701	83.13	2.328	13:33:32.789
11 -	24.006	94.2	45.946	113.3	15.438	95.8	1:25.390	83.43	2.017	13:34:58.179
12 -	24.172	96.2	44.253	112.9	14.948	96.8	1:23.373 (1)	85.45		13:36:21.552
13 -	23.777	96.1	44.284	110.9	15.374	93.0	1:23.435 (2)	85.39	0.062	13:37:44.987
14 -	23.761	97.5	45.792	112.0	14.839	94.6	1:24.392	84.42	1.019	13:39:09.379
15 -	24.128	95.7	44.372	111.8	15.050	94.9	1:23.550 (3)	85.27	0.177	13:40:32.929

P15 34 B Gil DUFFY		Brabham BT21B								
IDEAL LAP TIME : 1:22.261		BEST LAP TIME : 1:22.536		DIFFERENCE : 0.275						
LAP	SECTOR 1	SECTOR 2	SECTOR 3	LAP TIME	MPH	DIFF	TIME OF DAY			
1 -	82.7	48.154	108.4	15.948		1:37.016	73.43	14.480	13:20:42.325	
2 -	24.901	93.2	46.810	110.0	15.759	94.7	1:27.470	81.45	4.934	13:22:09.795
3 -	24.795	99.1	45.769	109.2	16.142	93.2	1:26.706	82.17	4.170	13:23:36.501
4 -	24.580	99.5	44.933	111.2	15.406	94.3	1:24.919	83.89	2.383	13:25:01.420
5 -	23.924	111.1	44.940	111.2	15.435	95.1	1:24.299	84.51	1.763	13:26:25.719
6 -	24.443	103.0	44.610	112.9	15.225	95.0	1:24.278	84.53	1.742	13:27:49.997
7 -	24.541	106.3	45.645	109.2	16.725	94.3	1:26.911	81.97	4.375	13:29:16.908
8 -	24.281	101.8	44.751	110.5	15.981	93.8	1:25.013	83.80	2.477	13:30:41.921
9 -	23.932	99.8	45.352	110.7	16.048	89.8	1:25.332	83.49	2.796	13:32:07.253
10 -	24.662	101.8	45.002	110.5	16.052	96.5	1:25.716	83.11	3.180	13:33:32.969
11 -	23.954	101.8	45.396	109.6	15.506	94.1	1:24.856	83.96	2.320	13:34:57.825
12 -	24.087	104.5	43.557	112.0	15.715		1:23.359 (2)	85.46	0.823	13:36:21.184
13 -	24.698	103.8	44.025	112.0	15.503		1:24.226 (3)	84.58	1.690	13:37:45.410
14 -	23.628	103.0	45.889	109.6	16.087	93.0	1:25.604	83.22	3.068	13:39:11.014
15 -	23.903	106.0	43.451	109.2	15.182		1:22.536 (1)	86.32		13:40:33.550

HSCC Historic Formula 3 Championship

RACE 12 - SECTOR ANALYSIS



SECTOR 1 = FL to I1, SECTOR 2 = I1 to I2, SECTOR 3 = I2 to FL, DIFF = Difference To Personal Best Lap, P = Crossed Finish Line in Pit Lane, D = Time Disallowed

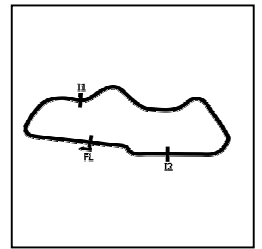
P16 39 Inv		Austin WIDMER					Lotus 61			
IDEAL LAP TIME : 1:22.575		BEST LAP TIME : 1:22.950					DIFFERENCE : 0.375			
LAP	SECTOR 1	SECTOR 2		SECTOR 3		LAP TIME	MPH	DIFF	TIME OF DAY	
1 -		83.0	48.924	104.5	15.963	92.0	1:37.256	73.25	14.306	13:20:42.565
2 -	25.231	90.0	47.282	103.8	15.471	92.9	1:27.984	80.97	5.034	13:22:10.549
3 -	24.651	94.9	47.683	104.6	15.885	92.5	1:28.219	80.76	5.269	13:23:38.768
4 -	25.159	93.7	45.660	105.8	14.845	92.6	1:25.664	83.16	2.714	13:25:04.432
5 -	24.098	97.9	45.373	102.4	15.784	93.7	1:25.255	83.56	2.305	13:26:29.687
6 -	24.459	100.6	44.857	106.1	14.950	92.1	1:24.266	84.54	1.316	13:27:53.953
7 -	24.197	104.2	44.680	106.1	15.006	93.8	1:23.883 (3)	84.93	0.933	13:29:17.836
8 -	25.327	100.6	45.335	107.0	14.930	92.8	1:25.592	83.23	2.642	13:30:43.428
9 -	23.919	101.3	44.932	107.0	15.155	92.1	1:24.006	84.81	1.056	13:32:07.434
10 -	25.006	96.4	46.231	107.3	14.844	94.2	1:26.081	82.76	3.131	13:33:33.515
11 -	24.802	102.4	45.462	107.8	14.970	92.8	1:25.234	83.58	2.284	13:34:58.749
12 -	24.011	101.6	44.800	107.7	14.580	94.3	1:23.391 (2)	85.43	0.441	13:36:22.140
13 -	24.035	103.0	44.783	107.8	16.356	90.3	1:25.174	83.64	2.224	13:37:47.314
14 -	24.115	102.7	45.731	105.6	14.840	93.8	1:24.686	84.13	1.736	13:39:12.000
15 -	23.837	100.6	44.158	106.1	14.955	94.1	1:22.950 (1)	85.89		13:40:34.950

P17 24 A		Jon WAGGITT					Lotus 31			
IDEAL LAP TIME : 1:25.870		BEST LAP TIME : 1:26.036					DIFFERENCE : 0.166			
LAP	SECTOR 1	SECTOR 2		SECTOR 3		LAP TIME	MPH	DIFF	TIME OF DAY	
1 -		88.0	47.200	108.0	16.759	91.4	1:35.501	74.60	9.465	13:20:40.810
2 -	25.376	95.3	47.266	106.5	15.927	92.0	1:28.569	80.44	2.533	13:22:09.379
3 -	25.012	95.1	48.265	106.5	15.897	91.1	1:29.174	79.89	3.138	13:23:38.553
4 -	24.979	95.1	47.189	108.4	15.692	92.1	1:27.860	81.09	1.824	13:25:06.413
5 -	25.297	97.8	46.861	106.8	15.769	92.8	1:27.927	81.02	1.891	13:26:34.340
6 -	26.273	93.5	47.784	105.5	15.686	91.1	1:29.743	79.38	3.707	13:28:04.083
7 -	26.385	93.4	47.134	105.8	15.726	91.6	1:29.245	79.83	3.209	13:29:33.328
8 -	26.105	90.8	47.093	107.3	15.576	83.9	1:28.774	80.25	2.738	13:31:02.102
9 -	25.436	99.5	46.720	105.8	15.382	92.0	1:27.538 (3)	81.38	1.502	13:32:29.640
10 -	24.810	98.9	47.525	106.5	15.416	91.0	1:27.751	81.19	1.715	13:33:57.391
11 -	25.260	96.4	47.656	105.8	15.425	91.0	1:28.341	80.64	2.305	13:35:25.732
12 -	25.043	97.1	47.612	107.0	15.715	89.9	1:28.370	80.62	2.334	13:36:54.102
13 -	25.116	92.6	46.545	106.8	15.550	90.4	1:27.211 (2)	81.69	1.175	13:38:21.313
14 -	24.565	98.2	45.923	106.0	15.548	90.3	1:26.036 (1)	82.81		13:39:47.349
15 -	37.955	55.2	1:06.133	57.9	IN PIT		2:13.906 P	53.20	47.870	13:42:01.255

P18 59 B		Tony WALLEN					Lotus 59A			
IDEAL LAP TIME : 1:24.519		BEST LAP TIME : 1:25.059					DIFFERENCE : 0.540			
LAP	SECTOR 1	SECTOR 2		SECTOR 3		LAP TIME	MPH	DIFF	TIME OF DAY	
1 -		66.9	50.185	106.1	16.036	96.0	1:40.185	71.11	15.126	13:20:45.494
2 -	26.090	75.5	48.835	109.8	15.918	96.5	1:30.843	78.42	5.784	13:22:16.337
3 -	25.632	81.4	47.254	109.4	15.495	95.8	1:28.381	80.61	3.322	13:23:44.718
4 -	25.508	85.5	45.987	110.3	15.465	95.3	1:26.960	81.93	1.901	13:25:11.678
5 -	25.437	82.4	46.314	110.9	15.667	95.3	1:27.418	81.50	2.359	13:26:39.096
6 -	25.886	78.3	51.270	110.0	15.253	95.8	1:32.409	77.09	7.350	13:28:11.505
7 -	25.137	87.3	47.884	105.5	16.493	95.8	1:29.514	79.59	4.455	13:29:41.019
8 -	25.036	86.1	45.932	110.1	15.066	97.1	1:26.034	82.81	0.975	13:31:07.053
9 -	25.469	84.5	49.419	108.9	16.490	95.4	1:31.378	77.96	6.319	13:32:38.431
10 -	25.032	89.0	47.306	110.3	15.144	96.5	1:27.482	81.44	2.423	13:34:05.913
11 -	24.522	93.9	46.160	112.4	15.021	97.6	1:25.703 (2)	83.13	0.644	13:35:31.616
12 -	25.656	85.8	45.496	108.4	16.030	96.2	1:27.182	81.72	2.123	13:36:58.798
13 -	24.955	82.6	45.640	110.9	15.187	95.8	1:25.782 (3)	83.05	0.723	13:38:24.580
14 -	25.062	92.5	45.117	112.0	14.880	97.1	1:25.059 (1)	83.76		13:39:49.639

HSCC Historic Formula 3 Championship

RACE 12 - SECTOR ANALYSIS



SECTOR 1 = FL to I1, SECTOR 2 = I1 to I2, SECTOR 3 = I2 to FL, DIFF = Difference To Personal Best Lap, P = Crossed Finish Line in Pit Lane, D = Time Disallowed

P19 84 B		Martin WHITLOCK					Brabham BT21			
IDEAL LAP TIME : 1:25.973		BEST LAP TIME : 1:26.948					DIFFERENCE : 0.975			
LAP	SECTOR 1	SECTOR 2		SECTOR 3		LAP TIME	MPH	DIFF	TIME OF DAY	
1 -		76.6	48.883	104.5	15.904	91.1	1:38.609	72.25	11.661	13:20:43.918
2 -	25.317	91.3	47.489	102.9	15.992	90.4	1:28.798	80.23	1.850	13:22:12.716
3 -	24.772	95.7	45.757	105.0	16.910	89.4	1:27.439 (2)	81.48	0.491	13:23:40.155
4 -	25.237	94.9	46.267	106.8	15.444	91.3	1:26.948 (1)	81.94		13:25:07.103
5 -	25.090	92.5	46.979	106.8	15.693	91.9	1:27.762 (3)	81.18	0.814	13:26:34.865
6 -	27.313	94.5	46.524	104.8	15.854	91.0	1:29.691	79.43	2.743	13:28:04.556
7 -	26.890	79.7	47.416	104.3	15.783	87.7	1:30.089	79.08	3.141	13:29:34.645
8 -	26.405	89.9	47.502	103.2	15.782	85.1	1:29.689	79.43	2.741	13:31:04.334
9 -	27.262	83.6	50.370	102.7	17.604	85.3	1:35.236	74.81	8.288	13:32:39.570
10 -	26.177	90.1	47.468	104.2	16.037	86.7	1:29.682	79.44	2.734	13:34:09.252
11 -	25.779	93.3	46.596	104.6	15.657	89.2	1:28.032	80.93	1.084	13:35:37.284
12 -	25.736	93.5	46.615	103.2	15.975	87.2	1:28.326	80.66	1.378	13:37:05.610
13 -	26.481	80.8	49.012	104.2	16.194	87.0	1:31.687	77.70	4.739	13:38:37.297
14 -	25.351	98.8	46.064	103.8	16.515	86.0	1:27.930	81.02	0.982	13:40:05.227

P20 14 B		Simon ETHERINGTON					Brabham BT15			
IDEAL LAP TIME : 1:37.367		BEST LAP TIME : 1:38.043					DIFFERENCE : 0.676			
LAP	SECTOR 1	SECTOR 2		SECTOR 3		LAP TIME	MPH	DIFF	TIME OF DAY	
1 -		76.2	54.151	75.5	19.444	75.1	1:50.862	64.26	12.819	13:20:56.171
2 -	28.705	83.4	53.102	87.2	17.442	73.4	1:39.249	71.78	1.206	13:22:35.420
3 -	28.898	83.8	52.220	88.1	17.505	76.4	1:38.623	72.24	0.580	13:24:14.043
4 -	28.645	85.4	52.944	89.5	17.440	75.7	1:39.029	71.94	0.986	13:25:53.072
5 -	28.766	81.8	52.242	91.1	17.578	77.3	1:38.586	72.26	0.543	13:27:31.658
6 -	29.183	72.6	54.551	89.7	17.708	76.6	1:41.442	70.23	3.399	13:29:13.100
7 -	29.537	82.6	53.090	90.0	17.715	76.5	1:40.342	71.00	2.299	13:30:53.442
8 -	28.484	78.1	53.088	89.7	17.582	75.7	1:39.154	71.85	1.111	13:32:32.596
9 -	29.281	75.1	53.650	91.9	17.433	77.2	1:40.364	70.98	2.321	13:34:12.960
10 -	28.337	85.8	52.326	90.0	17.790	76.4	1:38.453 (2)	72.36	0.410	13:35:51.413
11 -	29.466	86.5	51.711	90.9	17.647	75.6	1:38.824	72.09	0.781	13:37:30.237
12 -	28.289	82.8	52.160	89.7	17.594	76.4	1:38.043 (1)	72.66		13:39:08.280
13 -	29.152	84.2	52.003	90.0	17.367	76.9	1:38.522 (3)	72.31	0.479	13:40:46.802

P21 58 B		Rachel LOVETT					Merlyn Mk10/14			
IDEAL LAP TIME : 1:41.165		BEST LAP TIME : 1:42.101					DIFFERENCE : 0.936			
LAP	SECTOR 1	SECTOR 2		SECTOR 3		LAP TIME	MPH	DIFF	TIME OF DAY	
1 -		67.1	1:00.987	80.0	21.067	81.1	2:01.616	58.58	19.515	13:21:06.925
2 -	32.032	71.0	59.025	93.7	20.105	84.4	1:51.162	64.09	9.061	13:22:58.087
3 -	30.610	72.2	57.859	96.0	19.229	82.9	1:47.698	66.15	5.597	13:24:45.785
4 -	30.154	70.4	58.792	94.9	18.670	84.7	1:47.616	66.20	5.515	13:26:33.401
5 -	30.952	72.4	59.337	96.8	18.713	84.2	1:49.002	65.36	6.901	13:28:22.403
6 -	29.807	74.2	54.500	100.0	17.794	85.4	1:42.101 (1)	69.78		13:30:04.504
7 -	29.846	74.7	56.345	95.8	18.238	83.6	1:44.429	68.22	2.328	13:31:48.933
8 -	30.696	75.5	54.460	101.5	18.325	80.3	1:43.481 (2)	68.84	1.380	13:33:32.414
9 -	30.795	72.7	54.279	94.6	18.541	82.9	1:43.615 (3)	68.76	1.514	13:35:16.029
10 -	29.115	77.9	57.699	92.5	18.988	82.0	1:45.802	67.33	3.701	13:37:01.831
11 -	29.752	73.1	57.366	95.1	18.713	82.8	1:45.831	67.32	3.730	13:38:47.662
12 -	30.114	74.3	54.256	97.9	20.434	80.8	1:44.804	67.98	2.703	13:40:32.466

P22 2 B		Barry SEWELL					Lotus 41			
IDEAL LAP TIME :		BEST LAP TIME :					DIFFERENCE :			
LAP	SECTOR 1	SECTOR 2		SECTOR 3		LAP TIME	MPH	DIFF	TIME OF DAY	
1 -		81.8	1:06.298	55.6	IN PIT		2:06.121 P	56.49		13:21:11.430

HSCC Historic Formula 3 Championship

RACE 12 - BEST SECTORS

SECTOR 1			SECTOR 2			SECTOR 3			IDEAL / BEST COMPARISON						
POS	NO	NAME	TIME	NO	NAME	TIME	NO	NAME	TIME	POS	NO	NAME	IDEAL	BEST	DIFF
													PERFECT LAP	1:15.865	
1	1	TIMMS	22.204	15	HARRISON	40.280	15	HARRISON	13.381	1	15	HARRISON	1:15.898	1:16.494	0.596
2	15	HARRISON	22.237	26	SEAMAN	40.925	1	TIMMS	13.494	2	1	TIMMS	1:16.842	1:17.271	0.429
3	26	SEAMAN	22.354	11	ARMER	41.105	411	BANKHURST	13.645	3	26	SEAMAN	1:17.104	1:17.851	0.747
4	411	BANKHURST	22.537	1	TIMMS	41.144	26	SEAMAN	13.825	4	411	BANKHURST	1:17.428	1:17.861	0.433
5	11	ARMER	22.837	411	BANKHURST	41.246	77	DEROSSI	13.827	5	11	ARMER	1:17.904	1:18.515	0.611
6	63	WIDMER	22.975	57	HAUGHTON	41.952	11	ARMER	13.962	6	77	DEROSSI	1:19.206	1:19.586	0.380
7	16	LINSTONE	22.981	63	WIDMER	42.285	63	WIDMER	14.036	7	63	WIDMER	1:19.296	1:19.727	0.431
8	6	BOSSON	23.004	77	DEROSSI	42.309	6	BOSSON	14.196	8	57	HAUGHTON	1:19.520	1:19.776	0.256
9	53	SHARP	23.007	53	SHARP	42.329	57	HAUGHTON	14.230	9	53	SHARP	1:19.582	1:19.754	0.172
10	44	HAMILTON	23.033	6	BOSSON	42.535	53	SHARP	14.246	10	6	BOSSON	1:19.735	1:20.018	0.283
11	77	DEROSSI	23.070	71	WALKER	42.539	16	LINSTONE	14.300	11	16	LINSTONE	1:19.972	1:20.368	0.396
12	71	WALKER	23.135	44	HAMILTON	42.636	44	HAMILTON	14.344	12	44	HAMILTON	1:20.013	1:20.125	0.112
13	57	HAUGHTON	23.338	16	LINSTONE	42.691	71	WALKER	14.365	13	71	WALKER	1:20.039	1:20.321	0.282
14	34	DUFFY	23.628	34	DUFFY	43.451	39	WIDMER	14.580	14	34	DUFFY	1:22.261	1:22.536	0.275
15	46	LAMPLOUGH	23.761	39	WIDMER	44.158	46	LAMPLOUGH	14.839	15	39	WIDMER	1:22.575	1:22.950	0.375
16	39	WIDMER	23.837	46	LAMPLOUGH	44.253	59	WALLEN	14.880	16	46	LAMPLOUGH	1:22.853	1:23.373	0.520
17	59	WALLEN	24.522	59	WALLEN	45.117	34	DUFFY	15.182	17	59	WALLEN	1:24.519	1:25.059	0.540
18	24	WAGGITT	24.565	84	WHITLOCK	45.757	24	WAGGITT	15.382	18	24	WAGGITT	1:25.870	1:26.036	0.166
19	84	WHITLOCK	24.772	24	WAGGITT	45.923	84	WHITLOCK	15.444	19	84	WHITLOCK	1:25.973	1:26.948	0.975
20	14	ETHERINGTON	28.289	14	ETHERINGTON	51.711	14	ETHERINGTON	17.367	20	14	ETHERINGTON	1:37.367	1:38.043	0.676
21	58	LOVETT	29.115	58	LOVETT	54.256	58	LOVETT	17.794	21	58	LOVETT	1:41.165	1:42.101	0.936
22				10	SERGISON	59.598				22	2	SEWELL			
23				2	SEWELL	1:06.298									

HSCC Historic Formula 3 Championship

RACE 12 - BEST SPEEDS

POS	INTERMEDIATE 1			INTERMEDIATE 2			FINISH LINE		
	NO	NAME	MPH	NO	NAME	MPH	NO	NAME	MPH
1	1	TIMMS	120.4	26	SEAMAN	117.3	26	SEAMAN	101.3
2	26	SEAMAN	120.0	6	BOSSON	116.1	1	TIMMS	101.0
3	15	HARRISON	118.5	15	HARRISON	115.1	57	HAUGHTON	99.2
4	411	BANKHURST	117.5	63	WIDMER	114.5	411	BANKHURST	98.8
5	11	ARMER	116.3	71	WALKER	114.5	63	WIDMER	98.5
6	44	HAMILTON	113.9	16	LINSTONE	113.9	15	HARRISON	98.3
7	77	DEROSSI	113.7	46	LAMPLOUGH	113.9	44	HAMILTON	97.8
8	63	WIDMER	112.5	77	DEROSSI	113.7	6	BOSSON	97.6
9	71	WALKER	111.6	57	HAUGHTON	113.1	59	WALLEN	97.6
10	34	DUFFY	111.1	1	TIMMS	112.9	71	WALKER	97.5
11	53	SHARP	109.8	44	HAMILTON	112.9	53	SHARP	97.2
12	6	BOSSON	108.9	34	DUFFY	112.9	46	LAMPLOUGH	96.8
13	16	LINSTONE	107.3	59	WALLEN	112.4	34	DUFFY	96.5
14	57	HAUGHTON	104.6	411	BANKHURST	112.2	77	DEROSSI	96.4
15	39	WIDMER	104.2	11	ARMER	112.2	16	LINSTONE	96.0
16	46	LAMPLOUGH	99.8	53	SHARP	111.1	39	WIDMER	94.3
17	24	WAGGITT	99.5	24	WAGGITT	108.4	24	WAGGITT	92.8
18	84	WHITLOCK	98.8	39	WIDMER	107.8	84	WHITLOCK	91.9
19	59	WALLEN	93.9	84	WHITLOCK	106.8	58	LOVETT	85.4
20	10	SERGISON	87.0	58	LOVETT	101.5	14	ETHERINGTON	77.3
21	14	ETHERINGTON	86.5	14	ETHERINGTON	91.9			
22	2	SEWELL	81.8	2	SEWELL	55.6			
23	58	LOVETT	77.9	10	SERGISON	33.7			

HSCC Historic Formula 3 Championship

RACE 12 - STATISTICS

Competitors Started 23
Planned Start 2022-06-19 @ 13:19:00.000
Actual Start 2022-06-19 @ 13:19:05.308
Finish Time 2022-06-19 @ 13:39:47.992
Track Length 1.9790mi.
Total Laps 316
Total Distance Covered 625.3852mi.

Session Fastest Lap History

NO	CL	NAME	LAP TIME	TIME OF DAY	LAP	VEHICLE
15	B	Samuel HARRISON	1:16.511	13:21:42.958	2	Chevron B15
15	B	Samuel HARRISON	1:16.494	13:26:49.380	6	Chevron B15

Session Leader History

NO	CL	NAME	FROM LAP	LAPS LED	DISTANCE	VEHICLE
15	B	Samuel HARRISON	1	16	31.62 miles	Chevron B15

Flag History

TYPE	TIME OF DAY
GREEN	13:19:05.308
FINISH	13:39:47.992

Flag Statistics

TYPE	COUNT	TOTAL LAPS	TOTAL TIME
Green	1	16	23:02.138
Red	0	0	0.000
Safety Car	0	0	0.000
FCY	0	0	0.000

HSCC Historic Formula 3 Championship

RACE 12 - STATISTICS

CLASS : B

21 Starters

Fastest Lap History

NO	NAME	LAP TIME	TIME OF DAY	LAP	VEHICLE
15	Samuel HARRISON	1:16.511	13:21:42.958	2	Chevron B15
15	Samuel HARRISON	1:16.494	13:26:49.380	6	Chevron B15

Leader History

NO	NAME	FROM LAP	LAPS LED	DISTANCE	VEHICLE
15	Samuel HARRISON	1	16	31.62 miles	Chevron B15

HSCC Historic Formula 3 Championship

RACE 12 - STATISTICS

CLASS : A

1 Starters

Fastest Lap History

NO	NAME	LAP TIME	TIME OF DAY	LAP	VEHICLE
24	Jon WAGGITT	1:28.569	13:22:09.384	2	Lotus 31
24	Jon WAGGITT	1:27.860	13:25:06.419	4	Lotus 31
24	Jon WAGGITT	1:27.538	13:32:29.645	9	Lotus 31
24	Jon WAGGITT	1:27.211	13:38:21.318	13	Lotus 31
24	Jon WAGGITT	1:26.036	13:39:47.355	14	Lotus 31

Leader History

NO	NAME	FROM LAP	LAPS LED	DISTANCE	VEHICLE
24	Jon WAGGITT	1	15	29.64 miles	Lotus 31

HSCC Historic Formula 3 Championship

RACE 12 - STATISTICS

CLASS : Inv

1 Starters

Fastest Lap History

NO	NAME	LAP TIME	TIME OF DAY	LAP	VEHICLE
39	Austin WIDMER	1:27.984	13:22:10.552	2	Lotus 61
39	Austin WIDMER	1:25.664	13:25:04.436	4	Lotus 61
39	Austin WIDMER	1:25.255	13:26:29.693	5	Lotus 61
39	Austin WIDMER	1:24.266	13:27:53.958	6	Lotus 61
39	Austin WIDMER	1:23.883	13:29:17.840	7	Lotus 61
39	Austin WIDMER	1:23.391	13:36:22.143	12	Lotus 61
39	Austin WIDMER	1:22.950	13:40:34.957	15	Lotus 61

Leader History

NO	NAME	FROM LAP	LAPS LED	DISTANCE	VEHICLE
39	Austin WIDMER	1	15	29.64 miles	Lotus 61