



HSCC HISTORIC FORMULA 3

1000cc F3 cars 1964-1970



Croft Nostalgia

Croft

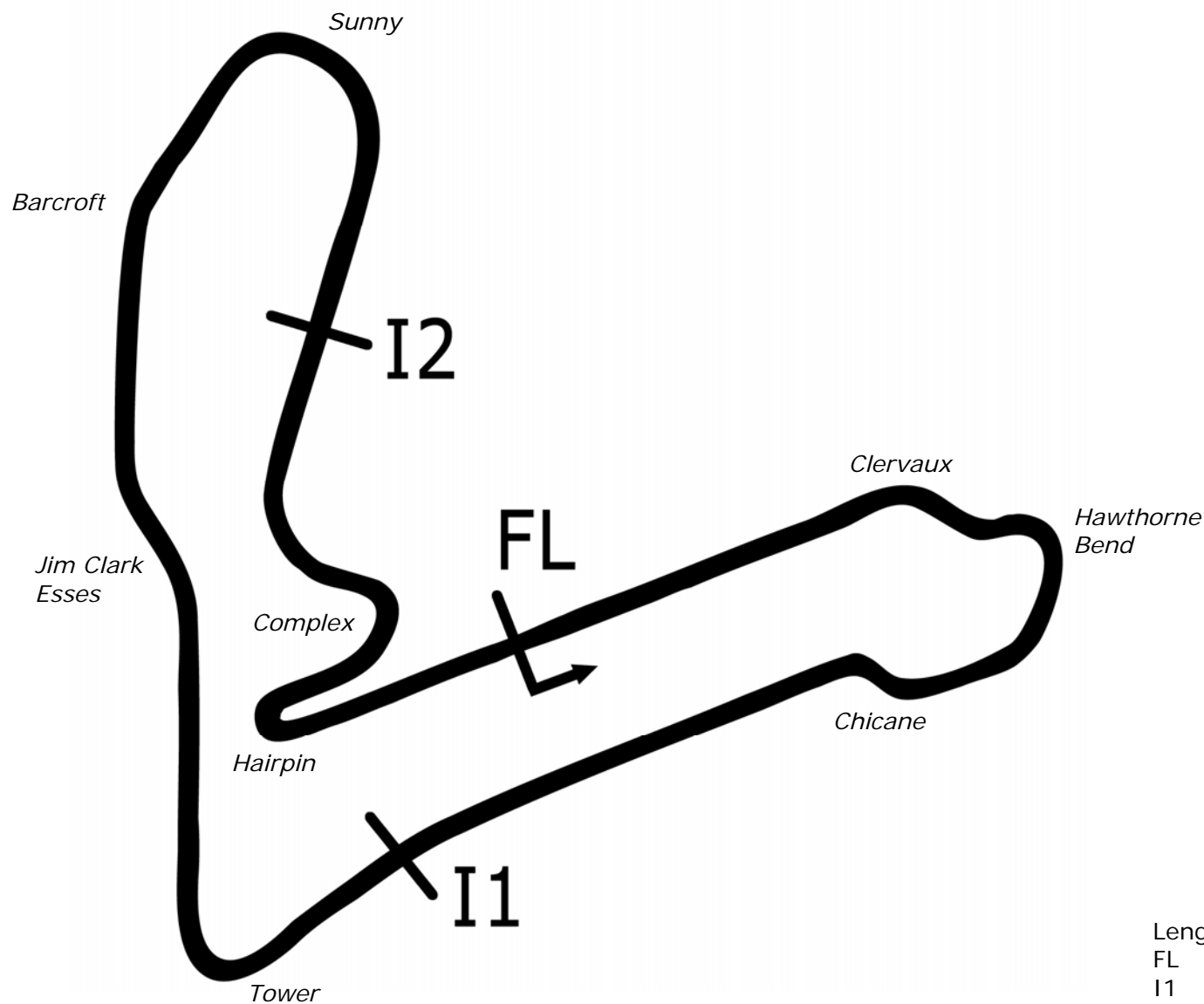
3rd / 4th September 2022



Timing & Results Provided by Timing Solutions Ltd

www.tsl-timing.com

Croft



Length	2.1002 miles	3379.9 m	
FL		54.45541 N	1.55556 W
I1	1075m	54.45396 N	1.55399 W
I2	2549m	54.45536 N	1.56054 W
Pit Entry	3280m	54.44542 N	1.55562 W
Pit Exit	126m after FL	54.45656 N	1.55518 W
Pit Entry–Pit Exit	268m, 19.3s @50kph,	16.1s @60kph	

All results available at www.tsl-timing.com

Sheet No:

Issue Time:



HSCC Historic Formula 3 Championship

QUALIFYING - RACE 7 - CLASSIFICATION

POS	NO	CL	PIC NAME	ENTRY	TIME	ON	LAPS	GAP	DIFF	MPH
1	15	B	1 Samuel HARRISON	Chevron B15	1:31.344	5	6			82.77
2	53	B	2 Josh SHARP	Chevron B17	1:33.814	5	9	2.470	2.470	80.59
3	1	B	3 Simon ARMER	March 703	1:34.322	7	9	2.978	0.508	80.15
4	44	B	4 Peter HAMILTON	Tecno	1:34.516	6	9	3.172	0.194	79.99
5	6	B	5 Leif BOSSON	Brabham BT28	1:35.655	9	10	4.311	1.139	79.04
6	96	B	6 Keith MESSER	Vesey Ford	1:36.290	8	9	4.946	0.635	78.51
7	71	B	7 Mike WALKER	Brabham BT21	1:36.330	8	9	4.986	0.040	78.48
8	2	B	8 Barry SEWELL	Lotus 41	1:38.194	8	9	6.850	1.864	76.99
9	5	B	9 Steve NICHOLS	Chevron B17	1:39.266	4	9	7.922	1.072	76.16
10	14	B	10 Simon ETHERINGTON	Brabham BT15	1:47.368	6	8	16.024	8.102	70.41
11	24	A	1 Andrew THORPE	Lotus 31	1:47.724	8	8	16.380	0.356	70.18
12	52	B	11 Kim SHEARN	Penny Ford PF1	2:05.771	6	7	34.427	18.047	60.11
13	84	B	12 Martin WHITLOCK	Brabham BT21			2			

Cars 44 & 84 - Please fit a working transponder - Motorsport UK Regulation Q12.8.1 refers

Weather / Track : Bright / Dry

These results are provisional until the conclusion of any judicial and technical matters.

Croft: 2.1001 miles

Date: 03/09/2022 Start: 12:03 Finish: 12:18

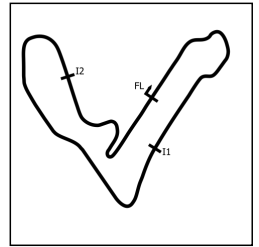
Clerk Of Course : Julian Floyd

Stewards :

Timekeeper : Sarah Evans

HSCC Historic Formula 3 Championship

QUALIFYING - RACE 7 - SECTOR ANALYSIS



SECTOR 1 = FL to I1, SECTOR 2 = I1 to I2, SECTOR 3 = I2 to FL, DIFF = Difference To Personal Best Lap, P = Crossed Finish Line in Pit Lane, D = Time Disallowed

P1 15 B Samuel HARRISON		Chevron B15								
IDEAL LAP TIME : 1:30.518		BEST LAP TIME : 1:31.344		DIFFERENCE : 0.826						
LAP	SECTOR 1	SECTOR 2	SECTOR 3	LAP TIME	MPH	DIFF	TIME OF DAY			
1 -		99.2	38.925	93.0	25.914	87.2		12:05:27.482		
2 -	28.566	107.3	37.407	93.5	25.480	88.5	1:31.453 (2)	82.67	0.109	12:06:58.935
3 -	30.835	106.5	37.779	93.8	26.510	86.1	1:35.124	79.48	3.780	12:08:34.059
4 -	29.048	106.3	37.343	93.5	25.668	88.9	1:32.059 (3)	82.12	0.715	12:10:06.118
5 -	27.966	110.3	38.169	93.8	25.209	88.7	1:31.344 (1)	82.77		12:11:37.462
6 -	28.785	106.6	37.885	94.3	IN PIT		1:31.935 P	82.23	0.591	12:13:09.397

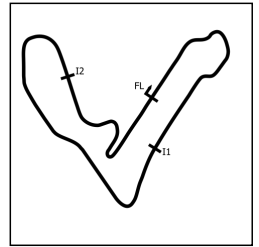
P2 53 B Josh SHARP		Chevron B17								
IDEAL LAP TIME : 1:32.891		BEST LAP TIME : 1:33.814		DIFFERENCE : 0.923						
LAP	SECTOR 1	SECTOR 2	SECTOR 3	LAP TIME	MPH	DIFF	TIME OF DAY			
1 -		75.8	52.718	72.0	31.779	79.1		12:06:10.328		
2 -	33.328	92.8	44.641	84.2	28.824	87.6	1:46.793	70.79	12.979	12:07:57.121
3 -	29.542	107.5	39.001	94.9	26.416	88.4	1:34.959 (3)	79.61	1.145	12:09:32.080
4 -	32.013	105.3	40.341	92.6	27.943	88.5	1:40.297	75.38	6.483	12:11:12.377
5 -	28.867	108.5	38.677	94.9	26.270	89.7	1:33.814 (1)	80.59		12:12:46.191
6 -	28.664	109.8	39.442	91.6	28.013	88.8	1:36.119	78.65	2.305	12:14:22.310
7 -	29.563	105.0	38.544	95.5	25.708	90.0	1:33.815 (2)	80.59	0.001	12:15:56.125
8 -	28.639	110.0	42.105	89.9	28.110	89.2	1:38.854	76.48	5.040	12:17:34.979
9 -	31.067	100.4	44.348	85.0	26.804	88.1	1:42.219	73.96	8.405	12:19:17.198

P3 1 B Simon ARMER		March 703								
IDEAL LAP TIME : 1:33.758		BEST LAP TIME : 1:34.322		DIFFERENCE : 0.564						
LAP	SECTOR 1	SECTOR 2	SECTOR 3	LAP TIME	MPH	DIFF	TIME OF DAY			
1 -		98.5	42.262	88.4	27.877	85.3				12:05:33.747
2 -	31.257	97.3	41.088	84.3	26.456		1:38.801	76.52	4.479	12:07:12.548
3 -	29.990	99.2	39.044	91.6	26.778		1:35.812	78.91	1.490	12:08:48.360
4 -	29.552	97.6	39.056	90.4	26.720	83.2	1:35.328 (3)	79.31	1.006	12:10:23.688
5 -	29.674	98.2	38.900	91.1	26.827		1:35.401	79.25	1.079	12:11:59.089
6 -	29.458	100.0	38.911	91.5	26.474		1:34.843 (2)	79.71	0.521	12:13:33.932
7 -	29.563	99.7	38.628	92.3	26.131	84.3	1:34.322 (1)	80.15		12:15:08.254
8 -	29.127	100.3	38.500	92.0	IN PIT		1:30.900 P	83.17		12:16:39.154
9 -		84.5	49.444	65.8	30.572		2:58.280	42.40	1:23.958	12:19:37.434

P4 44 B Peter HAMILTON		Tecno						
IDEAL LAP TIME :		BEST LAP TIME : 1:34.516		DIFFERENCE :				
LAP	SECTOR 1	SECTOR 2	SECTOR 3	LAP TIME	MPH	DIFF	TIME OF DAY	
1 -								12:06:17.756
2 -					1:37.566	77.49	3.050	12:07:55.322
3 -					1:35.524 (2)	79.14	1.008	12:09:30.846
4 -					1:47.729	70.18	13.213	12:11:18.575
5 -					1:35.877 (3)	78.85	1.361	12:12:54.452
6 -					1:34.516 (1)	79.99		12:14:28.968
7 -					1:37.343	77.66	2.827	12:16:06.311
8 -					1:37.205	77.78	2.689	12:17:43.516
9 -					1:38.050	77.10	3.534	12:19:21.566

HSCC Historic Formula 3 Championship

QUALIFYING - RACE 7 - SECTOR ANALYSIS



SECTOR 1 = FL to I1, SECTOR 2 = I1 to I2, SECTOR 3 = I2 to FL, DIFF = Difference To Personal Best Lap, P = Crossed Finish Line in Pit Lane, D = Time Disallowed

P5		6 B		Leif BOSSON			Brabham BT28				
IDEAL LAP TIME : 1:35.377		BEST LAP TIME : 1:35.655			DIFFERENCE : 0.278						
LAP	SECTOR 1		SECTOR 2		SECTOR 3		LAP TIME	MPH	DIFF	TIME OF DAY	
1 -		96.9	42.922	89.5	27.231	90.5				12:05:32.824	
2 -	31.722	105.1	41.543	85.9	27.322	91.4	1:40.587	75.16	4.932	12:07:13.411	
3 -	30.738	107.2	40.718	90.9	26.875	91.8	1:38.331	76.88	2.676	12:08:51.742	
4 -	30.191	106.5	39.687	92.1	26.629	90.9	1:36.507 (3)	78.34	0.852	12:10:28.249	
5 -	31.230	103.8	39.804	92.9	26.755	90.0	1:37.789	77.31	2.134	12:12:06.038	
6 -	31.710	104.6	40.028	94.3	26.507	92.1	1:38.245	76.95	2.590	12:13:44.283	
7 -	32.408	104.6	39.534	92.0	26.474	90.7	1:38.416	76.82	2.761	12:15:22.699	
8 -	30.195	106.1	39.145	94.2	26.649	90.8	1:35.989 (2)	78.76	0.334	12:16:58.688	
9 -	29.758	107.3	39.409	94.1	26.488	91.3	1:35.655 (1)	79.04		12:18:34.343	
10 -	30.632	107.0	39.323	93.3	26.558	90.5	1:36.513	78.33	0.858	12:20:10.856	

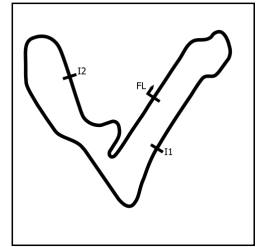
P6		96 B		Keith MESSER			Vesey Ford				
IDEAL LAP TIME : 1:36.290		BEST LAP TIME : 1:36.290			DIFFERENCE : 0.000						
LAP	SECTOR 1		SECTOR 2		SECTOR 3		LAP TIME	MPH	DIFF	TIME OF DAY	
1 -		90.6	46.565	87.9	29.499	86.3				12:05:54.332	
2 -	31.857	102.7	42.323	89.2	27.807	87.0	1:41.987	74.13	5.697	12:07:36.319	
3 -	31.228	100.4	41.173	91.5	27.480	86.5	1:39.881	75.69	3.591	12:09:16.200	
4 -	30.413	104.3	39.927	92.6	27.374	85.8	1:37.714 (3)	77.37	1.424	12:10:53.914	
5 -	30.052	105.6	40.344	94.1	27.042	89.1	1:37.438 (2)	77.59	1.148	12:12:31.352	
6 -	31.178	106.3	40.606	91.8	27.824	88.2	1:39.608	75.90	3.318	12:14:10.960	
7 -	30.718	107.5	42.081	92.1	26.735	87.6	1:39.534	75.96	3.244	12:15:50.494	
8 -	29.884	105.0	39.806	92.6	26.600	88.1	1:36.290 (1)	78.51		12:17:26.784	
9 -	39.206	65.7	51.089	68.3	IN PIT		2:03.579 P	61.18	27.289	12:19:30.363	

P7		71 B		Mike WALKER			Brabham BT21				
IDEAL LAP TIME : 1:35.671		BEST LAP TIME : 1:36.330			DIFFERENCE : 0.659						
LAP	SECTOR 1		SECTOR 2		SECTOR 3		LAP TIME	MPH	DIFF	TIME OF DAY	
1 -		83.6	48.748	74.8	30.342	87.3				12:05:55.638	
2 -	33.651	100.1	42.800	89.8	28.600	82.3	1:45.051	71.97	8.721	12:07:40.689	
3 -	32.785	104.5	41.107	92.8	28.237	89.6	1:42.129	74.03	5.799	12:09:22.818	
4 -	31.621	104.8	40.745	93.8	27.279	81.9	1:39.645	75.87	3.315	12:11:02.463	
5 -	32.666	100.0	40.675	86.9	28.398	73.0	1:41.739	74.31	5.409	12:12:44.202	
6 -	33.107	105.5	39.843	79.6	28.606	88.3	1:41.556	74.44	5.226	12:14:25.758	
7 -	30.279	106.0	39.541	93.7	27.252	88.9	1:37.072 (2)	77.88	0.742	12:16:02.830	
8 -	29.947	106.5	39.231	94.7	27.152	89.1	1:36.330 (1)	78.48		12:17:39.160	
9 -	30.173	106.5	41.985	93.0	26.493	89.6	1:38.651 (3)	76.64	2.321	12:19:17.811	

P8		2 B		Barry SEWELL			Lotus 41				
IDEAL LAP TIME : 1:38.061		BEST LAP TIME : 1:38.194			DIFFERENCE : 0.133						
LAP	SECTOR 1		SECTOR 2		SECTOR 3		LAP TIME	MPH	DIFF	TIME OF DAY	
1 -		94.6	44.457	86.5	28.007					12:05:59.937	
2 -	31.668	102.1	41.291	92.6	27.615	87.5	1:40.574	75.17	2.380	12:07:40.511	
3 -	32.019	102.1	41.611	90.8	28.049	86.5	1:41.679	74.35	3.485	12:09:22.190	
4 -	31.634	102.2	41.101	91.8	27.064	86.8	1:39.799 (3)	75.75	1.605	12:11:01.989	
5 -	30.793	101.6	42.219	89.5	27.108	86.6	1:40.120	75.51	1.926	12:12:42.109	
6 -	31.029	101.5	42.551	86.1	27.584	86.6	1:41.164	74.73	2.970	12:14:23.273	
7 -	31.248	99.1	40.727	92.1	26.739	88.8	1:38.714 (2)	76.59	0.520	12:16:01.987	
8 -	30.626	103.0	40.860	92.5	26.708		1:38.194 (1)	76.99		12:17:40.181	
9 -	31.982	102.1	41.963	88.5	26.793	86.7	1:40.738	75.05	2.544	12:19:20.919	

HSCC Historic Formula 3 Championship

QUALIFYING - RACE 7 - SECTOR ANALYSIS



SECTOR 1 = FL to I1, SECTOR 2 = I1 to I2, SECTOR 3 = I2 to FL, DIFF = Difference To Personal Best Lap, P = Crossed Finish Line in Pit Lane, D = Time Disallowed

P9		5 B		Steve NICHOLS			Chevron B17			
IDEAL LAP TIME : 1:38.345		BEST LAP TIME : 1:39.266			DIFFERENCE : 0.921					
LAP	SECTOR 1		SECTOR 2		SECTOR 3		LAP TIME	MPH	DIFF	TIME OF DAY
1 -		97.1	44.038	87.6	28.811	84.9				12:05:48.970
2 -	32.194	103.8	43.074	86.3	27.771	86.3	1:43.039	73.37	3.773	12:07:32.009
3 -	30.653	104.5	41.823	87.3	27.751	88.7	1:40.227	75.43	0.961	12:09:12.236
4 -	31.574	104.8	40.480	91.3	27.212	88.8	1:39.266 (1)	76.16		12:10:51.502
5 -	31.003	105.0	40.930	91.5	27.609	87.6	1:39.542 (2)	75.95	0.276	12:12:31.044
6 -	30.982	106.1	40.888	92.4	27.726	88.2	1:39.596 (3)	75.91	0.330	12:14:10.640
7 -	30.808	105.1	43.130	91.5	27.965	89.0	1:41.903	74.19	2.637	12:15:52.543
8 -	30.797	104.8	41.308	89.8	27.577	87.0	1:39.682	75.84	0.416	12:17:32.225
9 -	34.823	80.7	49.189	69.2	IN PIT		1:57.084 P	64.57	17.818	12:19:29.309

P10		14 B		Simon ETHERINGTON			Brabham BT15			
IDEAL LAP TIME : 1:46.048		BEST LAP TIME : 1:47.368			DIFFERENCE : 1.320					
LAP	SECTOR 1		SECTOR 2		SECTOR 3		LAP TIME	MPH	DIFF	TIME OF DAY
1 -		80.3	52.381	74.3	33.226	77.7				12:06:12.450
2 -	34.447	93.2	46.401	79.1	30.121	78.1	1:50.969	68.13	3.601	12:08:03.419
3 -	33.379	95.4	44.631	85.0	29.778	79.7	1:47.788 (2)	70.14	0.420	12:09:51.207
4 -	33.422	84.3	57.942	69.4	31.675	78.1	2:03.039	61.44	15.671	12:11:54.246
5 -	33.268	95.3	45.738	85.5	29.825	79.2	1:48.831 (3)	69.47	1.463	12:13:43.077
6 -	33.151	95.7	44.514	85.2	29.703	77.7	1:47.368 (1)	70.41		12:15:30.445
7 -	39.009	74.5	55.947	63.7	IN PIT		2:04.684 P	60.63	17.316	12:17:35.129
8 -	OUTLAP	96.2	43.750	86.1	29.147	80.0	2:21.567	53.40	34.199	12:19:56.696

P11		24 A		Andrew THORPE			Lotus 31			
IDEAL LAP TIME : 1:47.449		BEST LAP TIME : 1:47.724			DIFFERENCE : 0.275					
LAP	SECTOR 1		SECTOR 2		SECTOR 3		LAP TIME	MPH	DIFF	TIME OF DAY
1 -		68.8	1:00.730	75.8	33.723	75.0				12:06:38.585
2 -	36.336	95.7	48.450	84.3	30.556	80.9	1:55.342	65.54	7.618	12:08:33.927
3 -	34.543	98.2	47.008	84.6	30.060	83.1	1:51.611	67.74	3.887	12:10:25.538
4 -	34.458	96.8	46.507	84.0	29.380	81.9	1:50.345 (3)	68.51	2.621	12:12:15.883
5 -	34.161	87.4	50.599	76.0	30.182	78.7	1:54.942	65.77	7.218	12:14:10.825
6 -	34.840	97.9	47.899	85.4	31.276	82.3	1:54.015	66.31	6.291	12:16:04.840
7 -	34.032	101.0	45.558	86.8	29.074	82.2	1:48.664 (2)	69.57	0.940	12:17:53.504
8 -	33.003	99.2	45.372	85.8	29.349	81.7	1:47.724 (1)	70.18		12:19:41.228

P12		52 B		Kim SHEARN			Penny Ford PF1			
IDEAL LAP TIME : 2:05.735		BEST LAP TIME : 2:05.771			DIFFERENCE : 0.036					
LAP	SECTOR 1		SECTOR 2		SECTOR 3		LAP TIME	MPH	DIFF	TIME OF DAY
1 -		58.9	1:10.727	52.3	39.311	60.2				12:06:51.149
2 -	50.977	65.5	1:05.531	57.8	38.542	63.3	2:35.050	48.76	29.279	12:09:26.199
3 -	48.630	63.6	1:07.117	63.3	36.176	63.6	2:31.923	49.76	26.152	12:11:58.122
4 -	44.824	72.9	58.548	63.0	34.534	74.6	2:17.906 (3)	54.82	12.135	12:14:16.028
5 -	39.878	81.0	55.305	73.1	33.173	72.8	2:08.356 (2)	58.90	2.585	12:16:24.384
6 -	39.914	84.9	53.740	72.3	32.117	74.2	2:05.771 (1)	60.11		12:18:30.155
7 -	47.277	66.3	1:03.446	59.3	IN PIT		2:26.273 P	51.68	20.502	12:20:56.428

P13		84 B		Martin WHITLOCK			Brabham BT21			
IDEAL LAP TIME :		BEST LAP TIME :			DIFFERENCE :					
LAP	SECTOR 1		SECTOR 2		SECTOR 3		LAP TIME	MPH	DIFF	TIME OF DAY
1 -										12:06:27.532
2 -					IN PIT		2:12.245 P	57.17		12:08:39.777

HSCC Historic Formula 3 Championship

QUALIFYING - RACE 7 - BEST SECTORS

SECTOR 1			SECTOR 2			SECTOR 3			IDEAL / BEST COMPARISON						
POS	NO	NAME	TIME	NO	NAME	TIME	NO	NAME	TIME	POS	NO	NAME	IDEAL	BEST	DIFF
													PERFECT LAP	1:30.518	
1	15	HARRISON	27.966	15	HARRISON	37.343	15	HARRISON	25.209	1	15	HARRISON	1:30.518	1:31.344	0.826
2	53	SHARP	28.639	1	ARMER	38.500	53	SHARP	25.708	2	53	SHARP	1:32.891	1:33.814	0.923
3	1	ARMER	29.127	53	SHARP	38.544	1	ARMER	26.131	3	1	ARMER	1:33.758	1:34.322	0.564
4	6	BOSSON	29.758	6	BOSSON	39.145	6	BOSSON	26.474	4	6	BOSSON	1:35.377	1:35.655	0.278
5	96	MESSER	29.884	71	WALKER	39.231	71	WALKER	26.493	5	71	WALKER	1:35.671	1:36.330	0.659
6	71	WALKER	29.947	96	MESSER	39.806	96	MESSER	26.600	6	96	MESSER	1:36.290	1:36.290	0.000
7	2	SEWELL	30.626	5	NICHOLS	40.480	2	SEWELL	26.708	7	2	SEWELL	1:38.061	1:38.194	0.133
8	5	NICHOLS	30.653	2	SEWELL	40.727	5	NICHOLS	27.212	8	5	NICHOLS	1:38.345	1:39.266	0.921
9	24	THORPE	33.003	14	ETHERINGTON	43.750	24	THORPE	29.074	9	14	ETHERINGTON	1:46.048	1:47.368	1.320
10	14	ETHERINGTON	33.151	24	THORPE	45.372	14	ETHERINGTON	29.147	10	24	THORPE	1:47.449	1:47.724	0.275
11	52	SHEARN	39.878	52	SHEARN	53.740	52	SHEARN	32.117	11	52	SHEARN	2:05.735	2:05.771	0.036
12										12	44	HAMILTON		1:34.516	
13										13	84	WHITLOCK			

HSCC Historic Formula 3 Championship

QUALIFYING - RACE 7 - BEST SPEEDS

POS	INTERMEDIATE 1			INTERMEDIATE 2			FINISH LINE		
	NO	NAME	MPH	NO	NAME	MPH	NO	NAME	MPH
1	15	HARRISON	110.3	53	SHARP	95.5	6	BOSSON	92.1
2	53	SHARP	110.0	71	WALKER	94.7	53	SHARP	90.0
3	96	MESSER	107.5	15	HARRISON	94.3	71	WALKER	89.6
4	6	BOSSON	107.3	6	BOSSON	94.3	96	MESSER	89.1
5	71	WALKER	106.5	96	MESSER	94.1	5	NICHOLS	89.0
6	5	NICHOLS	106.1	2	SEWELL	92.6	15	HARRISON	88.9
7	2	SEWELL	103.0	5	NICHOLS	92.4	2	SEWELL	88.8
8	24	THORPE	101.0	1	ARMER	92.3	1	ARMER	85.3
9	1	ARMER	100.3	24	THORPE	86.8	24	THORPE	83.1
10	14	ETHERINGTON	96.2	14	ETHERINGTON	86.1	14	ETHERINGTON	80.0
11	52	SHEARN	84.9	52	SHEARN	73.1	52	SHEARN	74.6
12									
13									

HSCC Historic Formula 3 Championship

QUALIFYING - RACE 7 - STATISTICS

Competitors Started 13
Planned Start 2022-09-03 @ 12:05:00.000
Actual Start 2022-09-03 @ 12:03:46.266
Finish Time 2022-09-03 @ 12:18:53.571
Track Length 2.1001mi.
Total Laps 104
Total Distance Covered 218.4179mi.

Session Fastest Lap History

NO	CL	NAME	LAP TIME	TIME OF DAY	LAP	VEHICLE
15	B	Samuel HARRISON	1:31.453	12:06:58.952	2	Chevron B15
15	B	Samuel HARRISON	1:31.344	12:11:37.478	5	Chevron B15

Flag History

TYPE	TIME OF DAY
GREEN	12:03:46.266
FINISH	12:18:53.571

Flag Statistics

TYPE	COUNT	TOTAL LAPS	TOTAL TIME
Green	1	10	17:23.953
Red	0	0	0.000
Safety Car	0	0	0.000
FCY	0	0	0.000

HSCC Historic Formula 3 Championship

QUALIFYING - RACE 7 - STATISTICS

CLASS : B

12 Starters

Fastest Lap History

NO	NAME	LAP TIME	TIME OF DAY	LAP	VEHICLE
15	Samuel HARRISON	1:31.453	12:06:58.952	2	Chevron B15
15	Samuel HARRISON	1:31.344	12:11:37.478	5	Chevron B15

HSCC Historic Formula 3 Championship

QUALIFYING - RACE 7 - STATISTICS

CLASS : A

1 Starters

Fastest Lap History

NO	NAME	LAP TIME	TIME OF DAY	LAP	VEHICLE
24	Andrew THORPE	1:55.342	12:08:33.944	2	Lotus 31
24	Andrew THORPE	1:51.611	12:10:25.552	3	Lotus 31
24	Andrew THORPE	1:50.345	12:12:15.897	4	Lotus 31
24	Andrew THORPE	1:48.664	12:17:53.519	7	Lotus 31
24	Andrew THORPE	1:47.724	12:19:41.243	8	Lotus 31

Sheet No:

Issue Time:



HSCC Historic Formula 3 Championship

RACE 7 - CLASSIFICATION

POS	NO	CL	PIC NAME	ENTRY	LAPS	TIME	GAP	DIFF	MPH	BEST	ON
1	15	B	1 Samuel HARRISON	Chevron B15	9	16:08.236			70.27	1:46.107	9
2	53	B	2 Josh SHARP	Chevron B17	9	16:48.972	40.736	40.736	67.44	1:51.052	4
3	1	B	3 Simon ARMER	March 703	9	16:49.589	41.353	0.617	67.39	1:50.890	3
4	44	B	4 Peter HAMILTON	Tecno	9	17:17.338	1:09.102	27.749	65.59	1:52.442	2
5	6	B	5 Leif BOSSON	Brabham BT28	9	17:45.866	1:37.630	28.528	63.84	1:56.418	2
6	96	B	6 Keith MESSER	Vesey Ford	9	17:53.265	1:45.029	7.399	63.40	1:57.291	6
7	2	B	7 Barry SEWELL	Lotus 41	8	16:35.746	1 Lap	1 Lap	60.74	2:01.808	8
8	14	B	8 Simon ETHERINGTON	Brabham BT15	8	16:37.596	1 Lap	1.850	60.63	2:01.554	8
9	24	A	1 Andrew THORPE	Lotus 31	8	16:48.236	1 Lap	10.640	59.99	1:58.447	8
10	5	B	9 Steve NICHOLS	Chevron B17	8	16:51.650	1 Lap	3.414	59.78	1:59.347	7
11	52	B	10 Kim SHEARN	Penny Ford PF1	8	18:02.292	1 Lap	1:10.642	55.88	2:12.842	8
NOT CLASSIFIED											
DNF	71	B	Mike WALKER	Brabham BT21	4	8:29.573	5 Laps	4 Laps	59.34	1:56.420	3
NOT STARTED											
NS	84	B	Martin WHITLOCK	Brabham BT21							
FASTEST LAP											
	15	B	Samuel HARRISON	Chevron B15	9	1:46.107		71.25 mph		114.67 kph	
	24	A	Andrew THORPE	Lotus 31	8	1:58.447		63.83 mph		102.72 kph	

Weather / Track : Cloudy / Wet

These results are provisional until the conclusion of any judicial and technical matters.

Race Distance: 9 Laps / 18.90 miles

Croft: 2.1001 miles

Date: 03/09/2022 Start: 17:40 Finish: 17:56

Clerk Of Course : Julian Floyd

Stewards :

Timekeeper : Sarah Evans

HSCC Historic Formula 3 Championship

RACE 7 - LAP CHART

LAP 1 @ 17:42:31.686			LAP 2 @ 17:44:19.843			LAP 3 @ 17:46:07.379			LAP 4 @ 17:47:55.008			LAP 5 @ 17:49:42.388		
NO	BEHIND	LAP TIME	NO	BEHIND	LAP TIME	NO	BEHIND	LAP TIME	NO	BEHIND	LAP TIME	NO	BEHIND	LAP TIME
15		1:49.867	15		1:48.157	15		1:47.536	15		1:47.629	15		1:47.380
53	3.590	1:53.457	53	8.171	1:52.738	53	11.717	1:51.082	53	15.140	1:51.052	52	1 Lap	2:12.859
1	5.695	1:55.562	1	9.914	1:52.376	1	13.268	1:50.890	1	16.576	1:50.937	53	19.968	1:52.208
44	6.630	1:56.497	44	10.915	1:52.442	44	16.405	1:53.026	44	22.772	1:53.996	1	20.792	1:51.596
6	7.768	1:57.635	6	16.029	1:56.418	6	26.972	1:58.479	6	37.175	1:57.832	44	31.862	1:56.470
96	16.044	2:05.911	96	27.983	2:00.096	96	40.024	1:59.577	96	51.370	1:58.975	6	48.552	1:58.757
71	16.459	2:06.326	2	31.774	2:02.506	71	46.460	1:56.420	2	1:02.877	2:02.880	96	1:02.770	1:58.780
2	17.425	2:07.292	71	37.576	2:09.274	2	47.626	2:03.388	14	1:12.003	2:03.875	2	1:18.782	2:03.285
14	21.473	2:11.340	14	37.711	2:04.395	14	55.757	2:05.582	71	1:16.384	2:17.553 P	14	1:27.929	2:03.306
24	30.408	2:20.275	5	54.546	2:08.564	5	1:13.136	2:06.126	24	1:32.257	2:05.696			
52	30.827	2:20.694	24	55.541	2:13.290	24	1:14.190	2:06.185	5	1:34.506	2:08.999			
5	34.139	2:24.006	52	57.167	2:14.497	52	1:22.913	2:13.282						

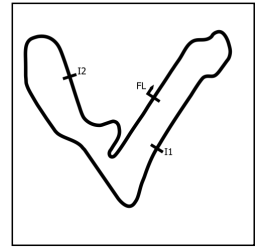
HSCC Historic Formula 3 Championship

RACE 7 - LAP CHART

LAP 6 @ 17:51:29.797			LAP 7 @ 17:53:16.519			LAP 8 @ 17:55:03.948			LAP 9 @ 17:56:50.055		
NO	BEHIND	LAP TIME	NO	BEHIND	LAP TIME	NO	BEHIND	LAP TIME	NO	BEHIND	LAP TIME
15		1:47.409	15		1:46.722	15		1:47.429	15		1:46.107
24	1 Lap	2:04.294	24	1 Lap	2:00.597	2	1 Lap	2:04.491	2	1 Lap	2:01.808
5	1 Lap	2:04.037	5	1 Lap	2:00.171	14	1 Lap	2:05.139	14	1 Lap	2:01.554
53	24.962	1:52.403	53	30.284	1:52.044	24	1 Lap	1:59.452	24	1 Lap	1:58.447
1	25.396	1:52.013	1	30.601	1:51.927	5	1 Lap	1:59.347	53	40.736	1:52.219
52	1 Lap	2:15.401	44	49.025	1:55.575	53	34.624	1:51.769	1	41.353	1:52.461
44	40.172	1:55.719	52	1 Lap	2:18.034	1	34.999	1:51.827	5	1 Lap	2:00.400
6	1:01.269	2:00.126	6	1:13.016	1:58.469	44	57.126	1:55.530	44	1:09.102	1:58.083
96	1:12.652	1:57.291	96	1:23.318	1:57.388	6	1:24.819	1:59.232	6	1:37.630	1:58.918
2	1:41.469	2:10.096				52	1 Lap	2:14.683	96	1:45.029	1:57.894
14	1:42.925	2:02.405				96	1:33.242	1:57.353	52	1 Lap	2:12.842

HSCC Historic Formula 3 Championship

RACE 7 - SECTOR ANALYSIS



SECTOR 1 = FL to I1, SECTOR 2 = I1 to I2, SECTOR 3 = I2 to FL, DIFF = Difference To Personal Best Lap, P = Crossed Finish Line in Pit Lane, D = Time Disallowed

P1		15 B		Samuel HARRISON			Chevron B15				
IDEAL LAP TIME : 1:46.054		BEST LAP TIME : 1:46.107			DIFFERENCE : 0.053						
LAP	SECTOR 1	SECTOR 2	SECTOR 3	LAP TIME	MPH	DIFF	TIME OF DAY				
1 -		105.1	45.829	86.4	30.253	84.3	1:49.867	68.81	3.760	17:42:31.686	
2 -	33.423	104.3	45.058	88.3	29.676	86.9	1:48.157	69.90	2.050	17:44:19.843	
3 -	33.208	104.8	44.907	87.6	29.421	86.9	1:47.536	70.30	1.429	17:46:07.379	
4 -	33.523	104.6	44.670	89.0	29.436	87.0	1:47.629	70.24	1.522	17:47:55.008	
5 -	33.192	105.3	44.988	89.2	29.200	88.9	1:47.380 (3)	70.40	1.273	17:49:42.388	
6 -	32.991	105.8	44.636	87.8	29.782	87.5	1:47.409	70.39	1.302	17:51:29.797	
7 -	33.057	105.1	44.344	89.3	29.321	87.8	1:46.722 (2)	70.84	0.615	17:53:16.519	
8 -	34.057	103.2	44.291	89.8	29.081	87.7	1:47.429	70.37	1.322	17:55:03.948	
9 -	32.913	106.3	44.060	89.7	29.134	88.9	1:46.107 (1)	71.25		17:56:50.055	

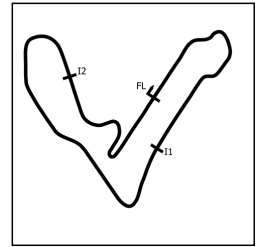
P2		53 B		Josh SHARP			Chevron B17				
IDEAL LAP TIME : 1:50.428		BEST LAP TIME : 1:51.052			DIFFERENCE : 0.624						
LAP	SECTOR 1	SECTOR 2	SECTOR 3	LAP TIME	MPH	DIFF	TIME OF DAY				
1 -		47.028	86.4	30.469	85.4	1:53.457	66.63	2.405	17:42:35.276		
2 -	34.787	47.319	85.7	30.632	84.3	1:52.738	67.06	1.686	17:44:28.014		
3 -	34.588	46.349	86.8	30.145	84.7	1:51.082 (2)	68.06	0.030	17:46:19.096		
4 -	34.346	46.074	86.3	30.632	84.6	1:51.052 (1)	68.08		17:48:10.148		
5 -	34.224	47.143	86.8	30.841	85.0	1:52.208	67.38	1.156	17:50:02.356		
6 -	34.447	46.893	87.2	31.063	84.6	1:52.403	67.26	1.351	17:51:54.759		
7 -	34.209	46.567	86.4	31.268	85.3	1:52.044	67.47	0.992	17:53:46.803		
8 -	34.271	46.296	87.0	31.202	85.4	1:51.769 (3)	67.64	0.717	17:55:38.572		
9 -	34.226	46.751	87.2	31.242	85.4	1:52.219	67.37	1.167	17:57:30.791		

P3		1 B		Simon ARMER			March 703				
IDEAL LAP TIME : 1:50.441		BEST LAP TIME : 1:50.890			DIFFERENCE : 0.449						
LAP	SECTOR 1	SECTOR 2	SECTOR 3	LAP TIME	MPH	DIFF	TIME OF DAY				
1 -		47.852	82.9	31.002		1:55.562	65.42	4.672	17:42:37.381		
2 -	34.643	46.557	84.4	31.176	84.3	1:52.376	67.27	1.486	17:44:29.757		
3 -	34.304	46.104	86.3	30.482	84.0	1:50.890 (1)	68.18		17:46:20.647		
4 -	34.336	45.919	85.5	30.682	84.6	1:50.937 (2)	68.15	0.047	17:48:11.584		
5 -	34.128	46.255	87.0	31.213	84.3	1:51.596 (3)	67.74	0.706	17:50:03.180		
6 -	34.040	46.996	87.3	30.977	86.0	1:52.013	67.49	1.123	17:51:55.193		
7 -	34.639	46.468	86.1	30.820	84.2	1:51.927	67.54	1.037	17:53:47.120		
8 -	35.107	45.957	86.2	30.763	83.7	1:51.827	67.60	0.937	17:55:38.947		
9 -	34.479	46.531	87.9	31.451	83.7	1:52.461	67.22	1.571	17:57:31.408		

P4		44 B		Peter HAMILTON			Tecno				
IDEAL LAP TIME : 1:52.249		BEST LAP TIME : 1:52.442			DIFFERENCE : 0.193						
LAP	SECTOR 1	SECTOR 2	SECTOR 3	LAP TIME	MPH	DIFF	TIME OF DAY				
1 -		100.9	48.791	85.0	30.107	86.1	1:56.497	64.89	4.055	17:42:38.316	
2 -	34.500	102.7	47.642	85.0	30.300	85.9	1:52.442 (1)	67.24		17:44:30.758	
3 -	34.662	100.3	47.835	85.0	30.529	84.1	1:53.026 (2)	66.89	0.584	17:46:23.784	
4 -	34.798	100.7	48.277	84.3	30.921	83.9	1:53.996 (3)	66.32	1.554	17:48:17.780	
5 -	36.086	96.9	49.390	82.2	30.994	81.9	1:56.470	64.91	4.028	17:50:14.250	
6 -	36.281	98.5	48.664	84.0	30.774	83.8	1:55.719	65.33	3.277	17:52:09.969	
7 -	35.654	95.7	49.335	82.6	30.586	80.0	1:55.575	65.41	3.133	17:54:05.544	
8 -	35.954	97.1	48.627	83.7	30.949	81.8	1:55.530	65.44	3.088	17:56:01.074	
9 -	36.022	96.5	50.212	81.8	31.849	77.9	1:58.083	64.02	5.641	17:57:59.157	

HSCC Historic Formula 3 Championship

RACE 7 - SECTOR ANALYSIS



SECTOR 1 = FL to I1, SECTOR 2 = I1 to I2, SECTOR 3 = I2 to FL, DIFF = Difference To Personal Best Lap, P = Crossed Finish Line in Pit Lane, D = Time Disallowed

P5		6 B		Leif BOSSON		Brabham BT28			
IDEAL LAP TIME : 1:54.367		BEST LAP TIME : 1:56.418		DIFFERENCE : 2.051					
LAP	SECTOR 1	SECTOR 2		SECTOR 3		LAP TIME	MPH	DIFF	TIME OF DAY
1 -		48.866	87.7	30.358	89.7	1:57.635 (2)	64.27	1.217	17:42:39.454
2 -	35.143	50.321	83.7	30.954	87.8	1:56.418 (1)	64.94		17:44:35.872
3 -	37.244	50.521	85.8	30.714	88.0	1:58.479	63.81	2.061	17:46:34.351
4 -	37.090	49.855	84.7	30.887	87.8	1:57.832 (3)	64.16	1.414	17:48:32.183
5 -	36.435	50.638	84.2	31.684	86.7	1:58.757	63.66	2.339	17:50:30.940
6 -	37.357	51.084	84.0	31.685	86.8	2:00.126	62.93	3.708	17:52:31.066
7 -	36.529	50.556	83.9	31.384	87.3	1:58.469	63.81	2.051	17:54:29.535
8 -	36.997	50.056	84.8	32.179	87.4	1:59.232	63.41	2.814	17:56:28.767
9 -	37.115	50.548	84.6	31.255	81.6	1:58.918	63.57	2.500	17:58:27.685

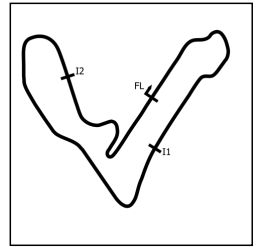
P6		96 B		Keith MESSER		Vesey Ford				
IDEAL LAP TIME : 1:56.995		BEST LAP TIME : 1:57.291		DIFFERENCE : 0.296						
LAP	SECTOR 1	SECTOR 2		SECTOR 3		LAP TIME	MPH	DIFF	TIME OF DAY	
1 -		84.4	52.645	82.4	32.196	80.0	2:05.911	60.04	8.620	17:42:47.730
2 -	37.303	92.5	50.933	82.4	31.860	80.0	2:00.096	62.95	2.805	17:44:47.826
3 -	37.694	97.3	50.096	82.6	31.787	80.2	1:59.577	63.22	2.286	17:46:47.403
4 -	37.078	97.5	50.164	84.7	31.733	82.2	1:58.975	63.54	1.684	17:48:46.378
5 -	36.975	98.3	50.077	81.8	31.728	81.1	1:58.780	63.65	1.489	17:50:45.158
6 -	36.396	99.4	49.424	82.1	31.471	83.6	1:57.291 (1)	64.46		17:52:42.449
7 -	36.223	99.1	49.454	84.8	31.711	82.9	1:57.388 (3)	64.40	0.097	17:54:39.837
8 -	36.109	99.7	49.415	84.9	31.829	81.9	1:57.353 (2)	64.42	0.062	17:56:37.190
9 -	36.235	92.6	50.135	85.0	31.524	80.8	1:57.894	64.13	0.603	17:58:35.084

P7		2 B		Barry SEWELL		Lotus 41			
IDEAL LAP TIME : 2:00.294		BEST LAP TIME : 2:01.808		DIFFERENCE : 1.514					
LAP	SECTOR 1	SECTOR 2		SECTOR 3		LAP TIME	MPH	DIFF	TIME OF DAY
1 -		53.388	82.9	32.062	82.6	2:07.292	59.39	5.484	17:42:49.111
2 -	37.383	52.758	80.4	32.365	80.0	2:02.506 (2)	61.71	0.698	17:44:51.617
3 -	38.005	52.777	76.6	32.606	83.8	2:03.388	61.27	1.580	17:46:55.005
4 -	37.045	53.029	75.7	32.806	78.2	2:02.880 (3)	61.52	1.072	17:48:57.885
5 -	38.141	52.656	76.0	32.488	81.1	2:03.285	61.32	1.477	17:51:01.170
6 -	37.257	51.187	78.9	41.652	80.0	2:10.096	58.11	8.288	17:53:11.266
7 -	39.095	52.468	78.2	32.928	79.9	2:04.491	60.73	2.683	17:55:15.757
8 -	38.072	51.664	79.9	32.072	82.8	2:01.808 (1)	62.06		17:57:17.565

P8		14 B		Simon ETHERINGTON		Brabham BT15			
IDEAL LAP TIME : 2:00.775		BEST LAP TIME : 2:01.554		DIFFERENCE : 0.779					
LAP	SECTOR 1	SECTOR 2		SECTOR 3		LAP TIME	MPH	DIFF	TIME OF DAY
1 -		53.093	77.0	33.563	75.4	2:11.340	57.56	9.786	17:42:53.159
2 -	39.071	51.948	76.9	33.376	75.7	2:04.395	60.77	2.841	17:44:57.554
3 -	38.676	52.128	78.0	34.778	75.7	2:05.582	60.20	4.028	17:47:03.136
4 -	38.247	51.119	71.3	34.509	75.4	2:03.875	61.03	2.321	17:49:07.011
5 -	38.194	51.847	78.3	33.265	75.8	2:03.306 (3)	61.31	1.752	17:51:10.317
6 -	37.300	51.065	77.4	34.040	76.1	2:02.405 (2)	61.76	0.851	17:53:12.722
7 -	38.695	52.264	76.8	34.180	75.4	2:05.139	60.41	3.585	17:55:17.861
8 -	38.079	50.224	78.5	33.251	76.7	2:01.554 (1)	62.19		17:57:19.415

HSCC Historic Formula 3 Championship

RACE 7 - SECTOR ANALYSIS



SECTOR 1 = FL to I1, SECTOR 2 = I1 to I2, SECTOR 3 = I2 to FL, DIFF = Difference To Personal Best Lap, P = Crossed Finish Line in Pit Lane, D = Time Disallowed

P9 24 A		Andrew THORPE				Lotus 31				
IDEAL LAP TIME : 1:58.200		BEST LAP TIME : 1:58.447		DIFFERENCE : 0.247						
LAP	SECTOR 1	SECTOR 2	SECTOR 3	LAP TIME	MPH	DIFF	TIME OF DAY			
1 -		84.3	57.119	78.5	34.635	79.3	2:20.275	53.89	21.828	17:43:02.094
2 -	40.202	83.2	58.617	79.4	34.471	80.2	2:13.290	56.72	14.843	17:45:15.384
3 -	39.382	90.9	53.865	80.0	32.938	81.0	2:06.185	59.91	7.738	17:47:21.569
4 -	39.419	93.9	53.334	79.7	32.943	77.5	2:05.696	60.15	7.249	17:49:27.265
5 -	38.163	92.9	51.948	80.7	34.183	81.5	2:04.294	60.82	5.847	17:51:31.559
6 -	37.696	94.1	51.086	81.4	31.815	80.1	2:00.597 (3)	62.69	2.150	17:53:32.156
7 -	36.712	95.8	51.131	79.0	31.609	81.0	1:59.452 (2)	63.29	1.005	17:55:31.608
8 -	36.473	97.3	50.118	81.3	31.856	80.4	1:58.447 (1)	63.83		17:57:30.055

P10 5 B		Steve NICHOLS				Chevron B17			
IDEAL LAP TIME : 1:58.539		BEST LAP TIME : 1:59.347		DIFFERENCE : 0.808					
LAP	SECTOR 1	SECTOR 2	SECTOR 3	LAP TIME	MPH	DIFF	TIME OF DAY		
1 -		53.650	80.9	33.996	82.7	2:24.006	52.50	24.659	17:43:05.825
2 -	39.176	54.439	80.9	34.949	78.4	2:08.564	58.80	9.217	17:45:14.389
3 -	38.815	53.203	79.8	34.108	77.1	2:06.126	59.94	6.779	17:47:20.515
4 -	42.486	52.630	82.3	33.883	82.5	2:08.999	58.60	9.652	17:49:29.514
5 -	38.667	51.861	70.7	33.509	83.1	2:04.037	60.95	4.690	17:51:33.551
6 -	37.747	50.143	83.9	32.281	83.2	2:00.171 (2)	62.91	0.824	17:53:33.722
7 -	36.961	49.871	82.5	32.515	85.0	1:59.347 (1)	63.34		17:55:33.069
8 -	36.797	49.461	84.4	34.142	72.2	2:00.400 (3)	62.79	1.053	17:57:33.469

P11 52 B		Kim SHEARN				Penny Ford PF1			
IDEAL LAP TIME : 2:11.366		BEST LAP TIME : 2:12.842		DIFFERENCE : 1.476					
LAP	SECTOR 1	SECTOR 2	SECTOR 3	LAP TIME	MPH	DIFF	TIME OF DAY		
1 -		57.110	76.2	33.800	76.0	2:20.694	53.73	7.852	17:43:02.513
2 -	42.796	57.532	74.2	34.169	76.7	2:14.497	56.21	1.655	17:45:17.010
3 -	41.388	57.199	73.2	34.695	71.7	2:13.282 (3)	56.72	0.440	17:47:30.292
4 -	41.402	57.454	72.1	34.003	72.7	2:12.859 (2)	56.90	0.017	17:49:43.151
5 -	42.352	56.951	72.7	36.098	61.0	2:15.401	55.83	2.559	17:51:58.552
6 -	45.603	57.768	71.1	34.663	72.0	2:18.034	54.77	5.192	17:54:16.586
7 -	42.249	56.178	75.0	36.256	71.9	2:14.683	56.13	1.841	17:56:31.269
8 -	41.492	56.894	71.0	34.456	70.6	2:12.842 (1)	56.91		17:58:44.111

P12 71 B		Mike WALKER				Brabham BT21				
IDEAL LAP TIME : 1:56.127		BEST LAP TIME : 1:56.420		DIFFERENCE : 0.293						
LAP	SECTOR 1	SECTOR 2	SECTOR 3	LAP TIME	MPH	DIFF	TIME OF DAY			
1 -		53.106	84.5	31.854	81.3	2:06.326 (2)	59.85	9.906	17:42:48.145	
2 -	47.641	49.323	84.4	32.310	82.9	2:09.274 (3)	58.48	12.854	17:44:57.419	
3 -	35.624	100.0	49.139	82.3	31.657	85.4	1:56.420 (1)	64.94		17:46:53.839
4 -	35.331	1:08.546	27.8	IN PIT		2:17.553 P	54.96	21.133	17:49:11.392	

HSCC Historic Formula 3 Championship

RACE 7 - BEST SECTORS

SECTOR 1			SECTOR 2			SECTOR 3			IDEAL / BEST COMPARISON						
POS	NO	NAME	TIME	NO	NAME	TIME	NO	NAME	TIME	POS	NO	NAME	IDEAL	BEST	DIFF
													PERFECT LAP	1:46.054	
1	15	HARRISON	32.913	15	HARRISON	44.060	15	HARRISON	29.081	1	15	HARRISON	1:46.054	1:46.107	0.053
2	1	ARMER	34.040	1	ARMER	45.919	44	HAMILTON	30.107	2	53	SHARP	1:50.428	1:51.052	0.624
3	53	SHARP	34.209	53	SHARP	46.074	53	SHARP	30.145	3	1	ARMER	1:50.441	1:50.890	0.449
4	44	HAMILTON	34.500	44	HAMILTON	47.642	6	BOSSON	30.358	4	44	HAMILTON	1:52.249	1:52.442	0.193
5	6	BOSSON	35.143	6	BOSSON	48.866	1	ARMER	30.482	5	6	BOSSON	1:54.367	1:56.418	2.051
6	71	WALKER	35.331	71	WALKER	49.139	96	MESSER	31.471	6	71	WALKER	1:56.127	1:56.420	0.293
7	96	MESSER	36.109	96	MESSER	49.415	24	THORPE	31.609	7	96	MESSER	1:56.995	1:57.291	0.296
8	24	THORPE	36.473	5	NICHOLS	49.461	71	WALKER	31.657	8	24	THORPE	1:58.200	1:58.447	0.247
9	5	NICHOLS	36.797	24	THORPE	50.118	2	SEWELL	32.062	9	5	NICHOLS	1:58.539	1:59.347	0.808
10	2	SEWELL	37.045	14	ETHERINGTON	50.224	5	NICHOLS	32.281	10	2	SEWELL	2:00.294	2:01.808	1.514
11	14	ETHERINGTON	37.300	2	SEWELL	51.187	14	ETHERINGTON	33.251	11	14	ETHERINGTON	2:00.775	2:01.554	0.779
12	52	SHEARN	41.388	52	SHEARN	56.178	52	SHEARN	33.800	12	52	SHEARN	2:11.366	2:12.842	1.476

HSCC Historic Formula 3 Championship

RACE 7 - BEST SPEEDS

POS	INTERMEDIATE 1			INTERMEDIATE 2			FINISH LINE		
	NO	NAME	MPH	NO	NAME	MPH	NO	NAME	MPH
1	15	HARRISON	106.3	15	HARRISON	89.8	6	BOSSON	89.7
2	44	HAMILTON	102.7	1	ARMER	87.9	15	HARRISON	88.9
3	71	WALKER	100.0	6	BOSSON	87.7	44	HAMILTON	86.1
4	96	MESSER	99.7	53	SHARP	87.2	1	ARMER	86.0
5	24	THORPE	97.3	44	HAMILTON	85.0	53	SHARP	85.4
6				96	MESSER	85.0	71	WALKER	85.4
7				71	WALKER	84.5	5	NICHOLS	85.0
8				5	NICHOLS	84.4	2	SEWELL	83.8
9				2	SEWELL	82.9	96	MESSER	83.6
10				24	THORPE	81.4	24	THORPE	81.5
11				14	ETHERINGTON	78.5	14	ETHERINGTON	76.7
12				52	SHEARN	76.2	52	SHEARN	76.7
13									

HSCC Historic Formula 3 Championship

RACE 7 - STATISTICS

Competitors Started 12
Planned Start 2022-09-03 @ 17:07:00.000
Actual Start 2022-09-03 @ 17:40:41.819
Finish Time 2022-09-03 @ 17:56:49.996
Track Length 2.1001mi.
Total Laps 98
Total Distance Covered 205.8169mi.

Session Fastest Lap History

NO	CL	NAME	LAP TIME	TIME OF DAY	LAP	VEHICLE
15	B	Samuel HARRISON	1:49.867	17:42:31.704	1	Chevron B15
15	B	Samuel HARRISON	1:48.157	17:44:19.860	2	Chevron B15
15	B	Samuel HARRISON	1:47.536	17:46:07.396	3	Chevron B15
15	B	Samuel HARRISON	1:47.380	17:49:42.404	5	Chevron B15
15	B	Samuel HARRISON	1:46.722	17:53:16.536	7	Chevron B15
15	B	Samuel HARRISON	1:46.107	17:56:50.071	9	Chevron B15

Session Leader History

NO	CL	NAME	FROM LAP	LAPS LED	DISTANCE	VEHICLE
15	B	Samuel HARRISON	1	9	18.90 miles	Chevron B15

Flag History

TYPE	TIME OF DAY
GREEN	17:40:41.819
FINISH	17:56:49.996

Flag Statistics

TYPE	COUNT	TOTAL LAPS	TOTAL TIME
Green	1	9	18:11.184
Red	0	0	0.000
Safety Car	0	0	0.000
FCY	0	0	0.000

HSCC Historic Formula 3 Championship

RACE 7 - STATISTICS

CLASS : B

11 Starters

Fastest Lap History

NO	NAME	LAP TIME	TIME OF DAY	LAP	VEHICLE
15	Samuel HARRISON	1:49.867	17:42:31.704	1	Chevron B15
15	Samuel HARRISON	1:48.157	17:44:19.860	2	Chevron B15
15	Samuel HARRISON	1:47.536	17:46:07.396	3	Chevron B15
15	Samuel HARRISON	1:47.380	17:49:42.404	5	Chevron B15
15	Samuel HARRISON	1:46.722	17:53:16.536	7	Chevron B15
15	Samuel HARRISON	1:46.107	17:56:50.071	9	Chevron B15

Leader History

NO	NAME	FROM LAP	LAPS LED	DISTANCE	VEHICLE
15	Samuel HARRISON	1	9	18.90 miles	Chevron B15

HSCC Historic Formula 3 Championship

RACE 7 - STATISTICS

CLASS : A

1 Starters

Fastest Lap History

NO	NAME	LAP TIME	TIME OF DAY	LAP	VEHICLE
24	Andrew THORPE	2:20.275	17:43:02.110	1	Lotus 31
24	Andrew THORPE	2:13.290	17:45:15.400	2	Lotus 31
24	Andrew THORPE	2:06.185	17:47:21.584	3	Lotus 31
24	Andrew THORPE	2:05.696	17:49:27.280	4	Lotus 31
24	Andrew THORPE	2:04.294	17:51:31.574	5	Lotus 31
24	Andrew THORPE	2:00.597	17:53:32.172	6	Lotus 31
24	Andrew THORPE	1:59.452	17:55:31.623	7	Lotus 31
24	Andrew THORPE	1:58.447	17:57:30.072	8	Lotus 31

Leader History

NO	NAME	FROM LAP	LAPS LED	DISTANCE	VEHICLE
24	Andrew THORPE	1	8	16.80 miles	Lotus 31

Sheet No:

Issue Time:



HSCC Historic Formula 3 Championship RACE 17 - GRID (20 minutes) - AMENDED

ROW 6	11	2:01.808 2 Barry SEWELL	12	88 Kim SHEARN
ROW 5	9	1:59.347 5 Steve NICHOLS	10	2:01.554 14 Simon ETHERINGTON
ROW 4	7	1:57.291 96 Keith MESSER	8	1:58.447 24 Andrew THORPE
ROW 3	5	1:56.418 6 Leif BOSSON	6	1:56.420 71 Mike WALKER
ROW 2	3	1:51.052 53 Josh SHARP	4	1:52.442 44 Peter HAMILTON
ROW 1	1	1:46.107 15 Samuel HARRISON	2	1:50.890 1 Simon ARMER
Pole				

Car 84 - Withdrawn
Car 52 - Withdrawn
Car 88 - Added to back of grid

Croft: 2.1001 miles

These results are provisional until the conclusion of any judicial and technical matters.

Clerk Of Course : Julian Floyd

Stewards :

Timekeeper : Sarah Evans

Sheet No:

Issue Time:



HSCC Historic Formula 3 Championship

RACE 17 - CLASSIFICATION

POS	NO	CL	PIC NAME	ENTRY	LAPS	TIME	GAP	DIFF	MPH	BEST	ON
1	15	B	1 Samuel HARRISON	Chevron B15	13	19:42.193			83.14	1:29.472	6
2	1	B	2 Simon ARMER	March 703	13	20:22.469	40.276	40.276	80.40	1:32.180	12
3	53	B	3 Josh SHARP	Chevron B17	13	20:23.219	41.026	0.750	80.35	1:31.672	12
4	44	B	4 Peter HAMILTON	Tecno	13	20:24.017	41.824	0.798	80.29	1:32.092	11
5	6	B	5 Leif BOSSON	Brabham BT28	13	21:00.331	1:18.138	36.314	77.98	1:35.475	8
6	71	B	6 Mike WALKER	Brabham BT21	13	21:00.955	1:18.762	0.624	77.94	1:34.613	9
7	5	B	7 Steve NICHOLS	Chevron B17	12	20:03.222	1 Lap	1 Lap	75.40	1:38.506	12
8	88	INV	1 Kim SHEARN	Lotus 20/22	12	20:56.081	1 Lap	52.859	72.23	1:41.451	11
9	14	B	8 Simon ETHERINGTON	Brabham BT15	12	20:57.611	1 Lap	1.530	72.14	1:41.368	12
10	24	A	1 Andrew THORPE	Lotus 31	12	20:58.316	1 Lap	0.705	72.10	1:41.091	10

NOT CLASSIFIED

DNF	96	B	Keith MESSER	Vesey Ford	2	3:44.060	11 Laps	10 Laps	67.48	1:50.654	1
-----	----	---	--------------	------------	---	----------	---------	---------	-------	----------	---

NOT STARTED

NS	2	B	Barry SEWELL	Lotus 41
----	---	---	--------------	----------

FASTEST LAP

15	B	Samuel HARRISON	Chevron B15	6	1:29.472	84.50 mph	135.99 kph
24	A	Andrew THORPE	Lotus 31	10	1:41.091	74.79 mph	120.36 kph
88	INV	Kim SHEARN	Lotus 20/22	11	1:41.451	74.52 mph	119.93 kph

Car 5 - Transponder not working

Race Distance: 13 Laps / 27.30 miles

Croft: 2.1001 miles

Date: 04/09/2022 Start: 16:52 Finish: 17:12

Weather / Track : Bright / Dry

These results are provisional until the conclusion of any judicial and technical matters.

Clerk Of Course : Julian Floyd

Stewards :

Timekeeper : Sarah Evans

HSCC Historic Formula 3 Championship

RACE 17 - LAP CHART

LAP 1 @ 16:54:00.439			LAP 2 @ 16:55:30.419			LAP 3 @ 16:57:00.386			LAP 4 @ 16:58:30.523			LAP 5 @ 17:00:00.027		
NO	BEHIND	LAP TIME	NO	BEHIND	LAP TIME	NO	BEHIND	LAP TIME	NO	BEHIND	LAP TIME	NO	BEHIND	LAP TIME
15		1:35.763	15		1:29.980	15		1:29.967	15		1:30.137	15		1:29.504
1	4.458	1:40.221	1	8.161	1:33.683	1	11.710	1:33.516	1	14.582	1:33.009	1	18.496	1:33.418
53	5.826	1:41.589	53	9.513	1:33.667	53	12.600	1:33.054	44	17.154	1:33.947	44	21.370	1:33.720
44	6.551	1:42.314	44	9.959	1:33.388	44	13.344	1:33.352	53	24.082	1:41.619	53	29.019	1:34.441
6	7.040	1:42.803	6	13.406	1:36.346	6	19.676	1:36.237	6	26.664	1:37.125	6	33.765	1:36.605
71	9.737	1:45.500	71	16.704	1:36.947	71	23.750	1:37.013	71	30.278	1:36.665	71	37.031	1:36.257
5	12.768	1:48.531	5	22.289	1:39.501	5	30.952	1:38.630	5	40.187	1:39.372	5	49.971	1:39.288
96	14.891	1:50.654	88	35.485	1:47.478	88	51.022	1:45.504	88	1:06.110	1:45.225	88	1:19.970	1:43.364
88	17.987	1:53.750	14	37.485	1:47.382	14	53.363	1:45.845	14	1:07.789	1:44.563	14	1:21.602	1:43.317
14	20.083	1:55.846	96	38.317	1:53.406 P	24	53.634	1:45.007	24	1:08.398	1:44.901	24	1:22.254	1:43.360
24	20.714	1:56.477	24	38.594	1:47.860									

HSCC Historic Formula 3 Championship

RACE 17 - LAP CHART

LAP 6 @ 17:01:29.499			LAP 7 @ 17:03:01.305			LAP 8 @ 17:04:31.234			LAP 9 @ 17:06:01.592			LAP 10 @ 17:07:32.837		
NO	BEHIND	LAP TIME	NO	BEHIND	LAP TIME	NO	BEHIND	LAP TIME	NO	BEHIND	LAP TIME	NO	BEHIND	LAP TIME
15		1:29.472	15		1:31.806	15		1:29.929	15		1:30.358	15		1:31.245
1	22.626	1:33.602	88	1 Lap	1:43.177	88	1 Lap	1:44.905	88	1 Lap	1:43.603	1	36.888	1:36.111
44	26.631	1:34.733	14	1 Lap	1:43.659	14	1 Lap	1:43.790	14	1 Lap	1:43.751	44	38.327	1:35.029
53	32.273	1:32.726	24	1 Lap	1:44.603	24	1 Lap	1:42.717	1	32.022	1:33.660	53	39.184	1:34.705
6	40.043	1:35.750	1	24.449	1:33.629	1	28.720	1:34.200	24	1 Lap	1:44.515	88	1 Lap	1:43.573
71	43.982	1:36.423	44	29.080	1:34.255	44	31.978	1:32.827	44	34.543	1:32.923	14	1 Lap	1:43.622
5	1:00.003	1:39.504	53	32.378	1:31.911	53	34.378	1:31.929	53	35.724	1:31.704	24	1 Lap	1:44.207
			6	44.780	1:36.543	6	50.326	1:35.475	6	55.872	1:35.904	6	1:01.123	1:36.496
			71	47.839	1:35.663	71	52.995	1:35.085	71	57.250	1:34.613	71	1:01.823	1:35.818
			5	1:08.145	1:39.948	5	1:17.983	1:39.767	5	1:27.927	1:40.302			

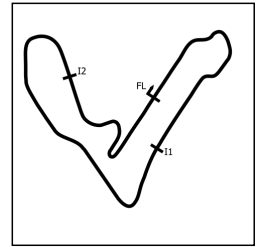
HSCC Historic Formula 3 Championship

RACE 17 - LAP CHART

LAP 11 @ 17:09:04.479			LAP 12 @ 17:10:35.650			LAP 13 @ 17:12:06.869		
NO	BEHIND	LAP TIME	NO	BEHIND	LAP TIME	NO	BEHIND	LAP TIME
15		1:31.642	15		1:31.171	15		1:31.219
5	1 Lap	1:39.141	5	1 Lap	1:40.732	5	1 Lap	1:38.506
1	38.078	1:32.832	1	39.087	1:32.180	1	40.276	1:32.408
44	38.777	1:32.092	53	40.310	1:31.672	53	41.026	1:31.935
53	39.809	1:32.267	44	40.658	1:33.052	44	41.824	1:32.385
88	1 Lap	1:41.714	88	1 Lap	1:41.451	88	1 Lap	1:42.337
14	1 Lap	1:42.695	14	1 Lap	1:41.773	14	1 Lap	1:41.368
24	1 Lap	1:41.091	24	1 Lap	1:41.918	24	1 Lap	1:41.660
6	1:05.247	1:35.766	6	1:11.630	1:37.554	6	1:18.138	1:37.727
71	1:05.903	1:35.722	71	1:12.040	1:37.308	71	1:18.762	1:37.941

HSCC Historic Formula 3 Championship

RACE 17 - SECTOR ANALYSIS



SECTOR 1 = FL to I1, SECTOR 2 = I1 to I2, SECTOR 3 = I2 to FL, DIFF = Difference To Personal Best Lap, P = Crossed Finish Line in Pit Lane, D = Time Disallowed

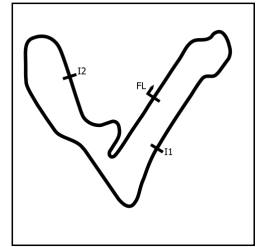
P1		15 B		Samuel HARRISON			Chevron B15				
IDEAL LAP TIME : 1:29.353		BEST LAP TIME : 1:29.472			DIFFERENCE : 0.119						
LAP	SECTOR 1	SECTOR 2		SECTOR 3		LAP TIME	MPH	DIFF	TIME OF DAY		
1 -		109.8	37.116	96.6	25.379	89.1	1:35.763	78.95	6.291	16:54:00.439	
2 -	27.926	110.7	36.796	96.4	25.258	89.2	1:29.980	84.02	0.508	16:55:30.419	
3 -	27.839	110.5	36.890	96.0	25.238	89.2	1:29.967	84.03	0.495	16:57:00.386	
4 -	27.816	110.9	37.074	96.0	25.247	89.0	1:30.137	83.87	0.665	16:58:30.523	
5 -	27.635	110.9	36.623	95.3	25.246	90.5	1:29.504 (2)	84.47	0.032	17:00:00.027	
6 -	27.590	111.2	36.742	97.1	25.140	90.6	1:29.472 (1)	84.50		17:01:29.499	
7 -	27.648	111.6	38.106	82.6	26.052	88.9	1:31.806	82.35	2.334	17:03:01.305	
8 -	27.816	110.5	36.971	95.7	25.142	89.5	1:29.929 (3)	84.07	0.457	17:04:31.234	
9 -	27.782	111.4	37.147	96.1	25.429	89.8	1:30.358	83.67	0.886	17:06:01.592	
10 -	28.293	110.1	37.481	95.4	25.471	89.5	1:31.245	82.86	1.773	17:07:32.837	
11 -	28.002	111.6	37.989	94.7	25.651	88.7	1:31.642	82.50	2.170	17:09:04.479	
12 -	28.111	110.0	37.571	94.7	25.489	88.8	1:31.171	82.92	1.699	17:10:35.650	
13 -	28.385	109.8	37.414	95.3	25.420	88.8	1:31.219	82.88	1.747	17:12:06.869	

P2		1 B		Simon ARMER			March 703				
IDEAL LAP TIME : 1:32.175		BEST LAP TIME : 1:32.180			DIFFERENCE : 0.005						
LAP	SECTOR 1	SECTOR 2		SECTOR 3		LAP TIME	MPH	DIFF	TIME OF DAY		
1 -		103.7	38.271	93.8	26.263	86.3	1:40.221	75.43	8.041	16:54:04.897	
2 -	29.164	104.2	38.242	93.7	26.277	86.4	1:33.683	80.70	1.503	16:55:38.580	
3 -	28.952	103.0	38.494	93.2	26.070	86.3	1:33.516	80.84	1.336	16:57:12.096	
4 -	28.924	103.2	38.009	92.3	26.076	86.1	1:33.009	81.28	0.829	16:58:45.105	
5 -	29.059	101.8	38.063	92.0	26.296	85.6	1:33.418	80.93	1.238	17:00:18.523	
6 -	29.325	101.5	38.058	93.5	26.219	84.9	1:33.602	80.77	1.422	17:01:52.125	
7 -	29.250	101.8	38.304	93.3	26.075	86.5	1:33.629	80.75	1.449	17:03:25.754	
8 -	29.266	101.9	38.490	93.3	26.444	85.9	1:34.200	80.26	2.020	17:04:59.954	
9 -	28.848	103.5	38.394	94.1	26.418	86.8	1:33.660	80.72	1.480	17:06:33.614	
10 -	30.736	101.9	39.538	92.4	25.837	86.8	1:36.111	78.66	3.931	17:08:09.725	
11 -	29.047	102.4	37.930	93.5	25.855	86.1	1:32.832 (3)	81.44	0.652	17:09:42.557	
12 -	28.676	104.0	37.874	93.2	25.630	86.5	1:32.180 (1)	82.02		17:11:14.737	
13 -	28.724		37.869	93.7	25.815	85.9	1:32.408 (2)	81.81	0.228	17:12:47.145	

P3		53 B		Josh SHARP			Chevron B17				
IDEAL LAP TIME : 1:30.952		BEST LAP TIME : 1:31.672			DIFFERENCE : 0.720						
LAP	SECTOR 1	SECTOR 2		SECTOR 3		LAP TIME	MPH	DIFF	TIME OF DAY		
1 -		103.2	38.376	94.1	26.675	88.8	1:41.589	74.42	9.917	16:54:06.265	
2 -	29.308	108.4	37.526	96.5	26.833	89.0	1:33.667	80.71	1.995	16:55:39.932	
3 -	28.961	109.4	37.524	96.9	26.569	89.5	1:33.054	81.24	1.382	16:57:12.986	
4 -	28.372	111.2				89.1	1:41.619	74.40	9.947	16:58:54.605	
5 -	29.506	108.4	38.157	93.2	26.778	90.1	1:34.441	80.05	2.769	17:00:29.046	
6 -	28.518	109.2	37.979	95.1	26.229	89.5	1:32.726	81.53	1.054	17:02:01.772	
7 -	28.213	109.4	37.864	94.9	25.834	90.2	1:31.911 (3)	82.26	0.239	17:03:33.683	
8 -	28.329	110.1	37.544	96.1	26.056	89.7	1:31.929	82.24	0.257	17:05:05.612	
9 -	28.473	110.0	37.602	96.1	25.629	90.6	1:31.704 (2)	82.44	0.032	17:06:37.316	
10 -	28.952	111.6	39.456	94.9	26.297	90.0	1:34.705	79.83	3.033	17:08:12.021	
11 -	28.285	112.0	38.129	96.8	25.853	91.3	1:32.267	81.94	0.595	17:09:44.288	
12 -	27.799	114.1	37.885	96.2	25.988	90.0	1:31.672 (1)	82.47		17:11:15.960	
13 -	28.608	111.1	37.540	96.2	25.787	89.4	1:31.935	82.23	0.263	17:12:47.895	

HSCC Historic Formula 3 Championship

RACE 17 - SECTOR ANALYSIS



SECTOR 1 = FL to I1, SECTOR 2 = I1 to I2, SECTOR 3 = I2 to FL, DIFF = Difference To Personal Best Lap, P = Crossed Finish Line in Pit Lane, D = Time Disallowed

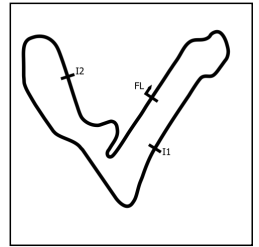
P4		44 B		Peter HAMILTON			Tecno				
IDEAL LAP TIME : 1:31.722		BEST LAP TIME : 1:32.092			DIFFERENCE : 0.370						
LAP	SECTOR 1	SECTOR 2	SECTOR 3	LAP TIME	MPH	DIFF	TIME OF DAY				
1 -		109.8	39.079	96.8	26.091	89.8	1:42.314	73.89	10.222	16:54:06.990	
2 -	29.156	107.5	38.142	95.3	26.090	89.0	1:33.388	80.95	1.296	16:55:40.378	
3 -	29.191	109.8	38.379	95.1	25.782	90.3	1:33.352	80.99	1.260	16:57:13.730	
4 -	28.799	109.1	38.923	83.2	26.225	89.5	1:33.947	80.47	1.855	16:58:47.677	
5 -	29.245	106.0	38.698	93.7	25.777	89.2	1:33.720	80.67	1.628	17:00:21.397	
6 -	29.552	104.6	39.190	93.0	25.991	89.0	1:34.733	79.80	2.641	17:01:56.130	
7 -	29.904	104.3	38.885	93.5	25.466	89.1	1:34.255	80.21	2.163	17:03:30.385	
8 -	28.998	107.7	38.322	94.5	25.507	89.2	1:32.827 (3)	81.44	0.735	17:05:03.212	
9 -	29.246	107.0	38.178	95.0	25.499	90.2	1:32.923	81.36	0.831	17:06:36.135	
10 -	29.299	108.4	39.874	95.3	25.856	89.5	1:35.029	79.56	2.937	17:08:11.164	
11 -	28.655	108.9	37.963	95.5	25.474	90.8	1:32.092 (1)	82.09		17:09:43.256	
12 -	28.590	108.5	39.293	96.0	25.169	92.1	1:33.052	81.25	0.960	17:11:16.308	
13 -	28.727	111.6	38.096	96.0	25.562	90.0	1:32.385 (2)	81.83	0.293	17:12:48.693	

P5		6 B		Leif BOSSON			Brabham BT28				
IDEAL LAP TIME : 1:35.043		BEST LAP TIME : 1:35.475			DIFFERENCE : 0.432						
LAP	SECTOR 1	SECTOR 2	SECTOR 3	LAP TIME	MPH	DIFF	TIME OF DAY				
1 -		108.0	39.098	95.5	26.737	92.3	1:42.803	73.54	7.328	16:54:07.479	
2 -	30.137	107.8	39.584	93.2	26.625	91.3	1:36.346	78.47	0.871	16:55:43.825	
3 -	29.636	108.5	39.847	94.9	26.754	91.4	1:36.237	78.56	0.762	16:57:20.062	
4 -	30.133	106.8	40.191	88.5	26.801	91.1	1:37.125	77.84	1.650	16:58:57.187	
5 -	30.232	107.7	39.982	91.3	26.391	91.4	1:36.605	78.26	1.130	17:00:33.792	
6 -	29.793	107.5	39.277	95.1	26.680	90.9	1:35.750 (2)	78.96	0.275	17:02:09.542	
7 -	30.388	106.6	39.499	95.7	26.656	91.2	1:36.543	78.31	1.068	17:03:46.085	
8 -	30.005	107.3	39.016	95.7	26.454	91.6	1:35.475 (1)	79.18		17:05:21.560	
9 -	29.746	107.3	39.564	94.9	26.594	90.7	1:35.904	78.83	0.429	17:06:57.464	
10 -	29.959	107.0	39.982	94.3	26.555	90.3	1:36.496	78.35	1.021	17:08:33.960	
11 -	29.774	107.0	39.455	94.9	26.537	90.5	1:35.766 (3)	78.94	0.291	17:10:09.726	
12 -	30.235	106.8	40.260	93.9	27.059	91.2	1:37.554	77.50	2.079	17:11:47.280	
13 -	30.476	107.7	40.376	94.1	26.875	86.7	1:37.727	77.36	2.252	17:13:25.007	

P6		71 B		Mike WALKER			Brabham BT21				
IDEAL LAP TIME : 1:34.122		BEST LAP TIME : 1:34.613			DIFFERENCE : 0.491						
LAP	SECTOR 1	SECTOR 2	SECTOR 3	LAP TIME	MPH	DIFF	TIME OF DAY				
1 -		105.5	39.835	92.5	27.725	88.5	1:45.500	71.66	10.887	16:54:10.176	
2 -	30.218	105.8	39.657	92.1	27.072	88.9	1:36.947	77.98	2.334	16:55:47.123	
3 -	30.247	104.6	39.737	89.7	27.029	88.7	1:37.013	77.93	2.400	16:57:24.136	
4 -	30.260	104.2	39.559	91.8	26.846	89.0	1:36.665	78.21	2.052	16:59:00.801	
5 -	30.431	104.0	39.084	92.3	26.742	88.8	1:36.257	78.54	1.644	17:00:37.058	
6 -	30.128	104.2	39.569	92.6	26.726	89.2	1:36.423	78.41	1.810	17:02:13.481	
7 -	29.802	104.2	39.238	92.8	26.623	89.1	1:35.663 (3)	79.03	1.050	17:03:49.144	
8 -	29.760	105.8	39.117	93.2	26.208	89.2	1:35.085 (2)	79.51	0.472	17:05:24.229	
9 -	29.673	105.6	38.652	94.1	26.288	90.0	1:34.613 (1)	79.91		17:06:58.842	
10 -	29.262	107.5	39.555	93.5	27.001	90.3	1:35.818	78.90	1.205	17:08:34.660	
11 -	29.500	108.7	39.490	93.3	26.732	89.6	1:35.722	78.98	1.109	17:10:10.382	
12 -	29.803	108.5	40.197	93.7	27.308	89.5	1:37.308	77.69	2.695	17:11:47.690	
13 -	30.491	108.0	40.187	93.7	27.263	88.4	1:37.941	77.19	3.328	17:13:25.631	

HSCC Historic Formula 3 Championship

RACE 17 - SECTOR ANALYSIS



SECTOR 1 = FL to I1, SECTOR 2 = I1 to I2, SECTOR 3 = I2 to FL, DIFF = Difference To Personal Best Lap, P = Crossed Finish Line in Pit Lane, D = Time Disallowed

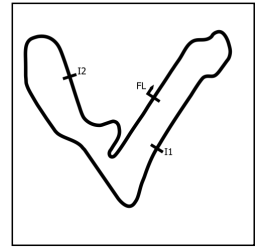
P7		5 B		Steve NICHOLS			Chevron B17	
IDEAL LAP TIME :		BEST LAP TIME : 1:38.506			DIFFERENCE :			
LAP	SECTOR 1	SECTOR 2	SECTOR 3	LAP TIME	MPH	DIFF	TIME OF DAY	
1 -				1:48.531	69.66	10.025	16:54:13.207	
2 -				1:39.501	75.98	0.995	16:55:52.708	
3 -				1:38.630 (2)	76.65	0.124	16:57:31.338	
4 -				1:39.372	76.08	0.866	16:59:10.710	
5 -				1:39.288	76.14	0.782	17:00:49.998	
6 -				1:39.504	75.98	0.998	17:02:29.502	
7 -				1:39.948	75.64	1.442	17:04:09.450	
8 -				1:39.767	75.78	1.261	17:05:49.217	
9 -				1:40.302	75.37	1.796	17:07:29.519	
10 -				1:39.141 (3)	76.26	0.635	17:09:08.660	
11 -				1:40.732	75.05	2.226	17:10:49.392	
12 -				1:38.506 (1)	76.75		17:12:27.898	

P8		88 INV		Kim SHEARN			Lotus 20/22			
IDEAL LAP TIME : 1:41.285		BEST LAP TIME : 1:41.451			DIFFERENCE : 0.166					
LAP	SECTOR 1	SECTOR 2	SECTOR 3	LAP TIME	MPH	DIFF	TIME OF DAY			
1 -				1:53.750	66.46	12.299	16:54:18.426			
2 -	34.923	101.5	43.479	91.8	29.076	90.0	1:47.478	70.34	6.027	16:56:05.904
3 -	33.064	102.2	44.060	90.0	28.380	87.8	1:45.504	71.66	4.053	16:57:51.408
4 -	32.866	101.6	44.024	89.9	28.335	88.1	1:45.225	71.85	3.774	16:59:36.633
5 -	32.315	102.4	42.622	91.3	28.427	88.8	1:43.364	73.14	1.913	17:01:19.997
6 -	32.113	102.4	42.999	87.6	28.065	86.7	1:43.177	73.27	1.726	17:03:03.174
7 -	31.810	93.0	44.789	89.5	28.306	85.4	1:44.905	72.07	3.454	17:04:48.079
8 -	32.822	102.1	42.378	91.4	28.403	87.3	1:43.603	72.97	2.152	17:06:31.682
9 -	31.910	103.4	43.485	91.1	28.178	85.7	1:43.573	72.99	2.122	17:08:15.255
10 -	31.867	101.6	42.037	90.4	27.810	86.5	1:41.714 (2)	74.33	0.263	17:09:56.969
11 -	31.438	103.4	42.200	90.0	27.813	85.6	1:41.451 (1)	74.52		17:11:38.420
12 -	31.733	104.3	42.626	88.0	27.978	86.9	1:42.337 (3)	73.87	0.886	17:13:20.757

P9		14 B		Simon ETHERINGTON			Brabham BT15			
IDEAL LAP TIME : 1:41.273		BEST LAP TIME : 1:41.368			DIFFERENCE : 0.095					
LAP	SECTOR 1	SECTOR 2	SECTOR 3	LAP TIME	MPH	DIFF	TIME OF DAY			
1 -				1:55.846	65.26	14.478	16:54:20.522			
2 -	33.365	98.6	44.523	86.4	29.494	80.3	1:47.382	70.40	6.014	16:56:07.904
3 -	33.015	96.8	43.129	85.2	29.701	80.1	1:45.845	71.43	4.477	16:57:53.749
4 -	32.300	98.9	42.820	86.2	29.443	80.4	1:44.563	72.30	3.195	16:59:38.312
5 -	32.085	97.2	42.307	86.4	28.925	79.2	1:43.317	73.17	1.949	17:01:21.629
6 -	32.168	97.9	43.032	86.5	28.459	79.9	1:43.659	72.93	2.291	17:03:05.288
7 -	31.941	98.8	43.016	88.7	28.833	81.2	1:43.790	72.84	2.422	17:04:49.078
8 -	32.143	99.7	42.994	86.5	28.614	80.5	1:43.751	72.87	2.383	17:06:32.829
9 -	32.593	96.2	42.551	89.2	28.478	79.3	1:43.622	72.96	2.254	17:08:16.451
10 -	32.004	99.4	41.945	86.1	28.746	80.6	1:42.695 (3)	73.62	1.327	17:09:59.146
11 -	31.547	100.0	41.790	87.9	28.436	80.1	1:41.773 (2)	74.28	0.405	17:11:40.919
12 -	31.642	96.2	41.337	88.1	28.389	79.7	1:41.368 (1)	74.58		17:13:22.287

HSCC Historic Formula 3 Championship

RACE 17 - SECTOR ANALYSIS



SECTOR 1 = FL to I1, SECTOR 2 = I1 to I2, SECTOR 3 = I2 to FL, DIFF = Difference To Personal Best Lap, P = Crossed Finish Line in Pit Lane, D = Time Disallowed

P10 24 A		Andrew THORPE					Lotus 31			
IDEAL LAP TIME : 1:40.640		BEST LAP TIME : 1:41.091			DIFFERENCE : 0.451					
LAP	SECTOR 1		SECTOR 2		SECTOR 3		LAP TIME	MPH	DIFF	TIME OF DAY
1 -		95.5	45.120	88.4	29.020	83.5	1:56.477	64.91	15.386	16:54:21.153
2 -	33.291	101.9	44.613	88.8	29.956	83.2	1:47.860	70.09	6.769	16:56:09.013
3 -	32.496	102.4	43.119	90.8	29.392	83.9	1:45.007	72.00	3.916	16:57:54.020
4 -	32.895	101.8	42.682	89.3	29.324	84.2	1:44.901	72.07	3.810	16:59:38.921
5 -	32.197	98.3	42.410	89.7	28.753	83.3	1:43.360	73.14	2.269	17:01:22.281
6 -	32.303	101.3	43.856	89.1	28.444	81.7	1:44.603	72.27	3.512	17:03:06.884
7 -	31.796	101.2	42.356	90.3	28.565	83.7	1:42.717	73.60	1.626	17:04:49.601
8 -	32.256	101.5	43.281	88.8	28.978	82.8	1:44.515	72.34	3.424	17:06:34.116
9 -	34.090	103.7	42.145	89.4	27.972	83.5	1:44.207	72.55	3.116	17:08:18.323
10 -	31.445	102.9	41.223	91.4	28.423	84.3	1:41.091 (1)	74.79		17:09:59.414
11 -	31.880	102.9	42.057	90.5	27.981	84.7	1:41.918 (3)	74.18	0.827	17:11:41.332
12 -	31.719	103.4	41.679	90.6	28.262	83.5	1:41.660 (2)	74.37	0.569	17:13:22.992

P11 96 B		Keith MESSER					Vesey Ford			
IDEAL LAP TIME : 1:43.727		BEST LAP TIME : 1:50.654			DIFFERENCE : 6.927					
LAP	SECTOR 1		SECTOR 2		SECTOR 3		LAP TIME	MPH	DIFF	TIME OF DAY
1 -		105.1	42.001	89.4	29.065	85.2	1:50.654 (1)	68.32		16:54:15.330
2 -	32.661	93.0	47.359	76.7	IN PIT		1:53.406 P	66.66	2.751	16:56:08.736

HSCC Historic Formula 3 Championship

RACE 17 - BEST SECTORS

SECTOR 1			SECTOR 2			SECTOR 3			IDEAL / BEST COMPARISON						
POS	NO	NAME	TIME	NO	NAME	TIME	NO	NAME	TIME	POS	NO	NAME	IDEAL	BEST	DIFF
													PERFECT LAP	1:29.353	
1	15	HARRISON	27.590	15	HARRISON	36.623	15	HARRISON	25.140	1	15	HARRISON	1:29.353	1:29.472	0.119
2	53	SHARP	27.799	53	SHARP	37.524	44	HAMILTON	25.169	2	53	SHARP	1:30.952	1:31.672	0.720
3	44	HAMILTON	28.590	1	ARMER	37.869	53	SHARP	25.629	3	44	HAMILTON	1:31.722	1:32.092	0.370
4	1	ARMER	28.676	44	HAMILTON	37.963	1	ARMER	25.630	4	1	ARMER	1:32.175	1:32.180	0.005
5	71	WALKER	29.262	71	WALKER	38.652	71	WALKER	26.208	5	71	WALKER	1:34.122	1:34.613	0.491
6	6	BOSSON	29.636	6	BOSSON	39.016	6	BOSSON	26.391	6	6	BOSSON	1:35.043	1:35.475	0.432
7	88	SHEARN	31.438	24	THORPE	41.223	88	SHEARN	27.810	7	24	THORPE	1:40.640	1:41.091	0.451
8	24	THORPE	31.445	14	ETHERINGTON	41.337	24	THORPE	27.972	8	14	ETHERINGTON	1:41.273	1:41.368	0.095
9	14	ETHERINGTON	31.547	96	MESSER	42.001	14	ETHERINGTON	28.389	9	88	SHEARN	1:41.285	1:41.451	0.166
10	96	MESSER	32.661	88	SHEARN	42.037	96	MESSER	29.065	10	96	MESSER	1:43.727	1:50.654	6.927
11										11	5	NICHOLS		1:38.506	

HSCC Historic Formula 3 Championship

RACE 17 - BEST SPEEDS

POS	INTERMEDIATE 1			INTERMEDIATE 2			FINISH LINE		
	NO	NAME	MPH	NO	NAME	MPH	NO	NAME	MPH
1	53	SHARP	114.1	15	HARRISON	97.1	6	BOSSON	92.3
2	15	HARRISON	111.6	53	SHARP	96.9	44	HAMILTON	92.1
3	44	HAMILTON	111.6	44	HAMILTON	96.8	53	SHARP	91.3
4	71	WALKER	108.7	6	BOSSON	95.7	15	HARRISON	90.6
5	6	BOSSON	108.5	1	ARMER	94.1	71	WALKER	90.3
6	96	MESSER	105.1	71	WALKER	94.1	88	SHEARN	90.0
7	88	SHEARN	104.3	88	SHEARN	91.8	1	ARMER	86.8
8	1	ARMER	104.2	24	THORPE	91.4	96	MESSER	85.2
9	24	THORPE	103.7	96	MESSER	89.4	24	THORPE	84.7
10	14	ETHERINGTON	100.0	14	ETHERINGTON	89.2	14	ETHERINGTON	81.2
11									
12									

HSCC Historic Formula 3 Championship

RACE 17 - STATISTICS

Competitors Started 11
Planned Start 2022-09-04 @ 16:37:00.000
Actual Start 2022-09-04 @ 16:52:24.675
Finish Time 2022-09-04 @ 17:12:04.777
Track Length 2.1001mi.
Total Laps 128
Total Distance Covered 268.8220mi.

Session Fastest Lap History

NO	CL	NAME	LAP TIME	TIME OF DAY	LAP	VEHICLE
15	B	Samuel HARRISON	1:35.763	16:54:00.456	1	Chevron B15
15	B	Samuel HARRISON	1:29.980	16:55:30.436	2	Chevron B15
15	B	Samuel HARRISON	1:29.967	16:57:00.403	3	Chevron B15
15	B	Samuel HARRISON	1:29.504	17:00:00.043	5	Chevron B15
15	B	Samuel HARRISON	1:29.472	17:01:29.515	6	Chevron B15

Session Leader History

NO	CL	NAME	FROM LAP	LAPS LED	DISTANCE	VEHICLE
15	B	Samuel HARRISON	1	13	27.30 miles	Chevron B15

Flag History

TYPE	TIME OF DAY
GREEN	16:52:24.675
FINISH	17:12:04.777

Flag Statistics

TYPE	COUNT	TOTAL LAPS	TOTAL TIME
Green	1	13	21:06.325
Red	0	0	0.000
Safety Car	0	0	0.000
FCY	0	0	0.000

HSCC Historic Formula 3 Championship

RACE 17 - STATISTICS

CLASS : B

9 Starters

Fastest Lap History

NO	NAME	LAP TIME	TIME OF DAY	LAP	VEHICLE
15	Samuel HARRISON	1:35.763	16:54:00.456	1	Chevron B15
15	Samuel HARRISON	1:29.980	16:55:30.436	2	Chevron B15
15	Samuel HARRISON	1:29.967	16:57:00.403	3	Chevron B15
15	Samuel HARRISON	1:29.504	17:00:00.043	5	Chevron B15
15	Samuel HARRISON	1:29.472	17:01:29.515	6	Chevron B15

Leader History

NO	NAME	FROM LAP	LAPS LED	DISTANCE	VEHICLE
15	Samuel HARRISON	1	13	27.30 miles	Chevron B15

HSCC Historic Formula 3 Championship

RACE 17 - STATISTICS

CLASS : A

1 Starters

Fastest Lap History

NO	NAME	LAP TIME	TIME OF DAY	LAP	VEHICLE
24	Andrew THORPE	1:56.477	16:54:21.167	1	Lotus 31
24	Andrew THORPE	1:47.860	16:56:09.028	2	Lotus 31
24	Andrew THORPE	1:45.007	16:57:54.034	3	Lotus 31
24	Andrew THORPE	1:44.901	16:59:38.935	4	Lotus 31
24	Andrew THORPE	1:43.360	17:01:22.296	5	Lotus 31
24	Andrew THORPE	1:42.717	17:04:49.615	7	Lotus 31
24	Andrew THORPE	1:41.091	17:09:59.428	10	Lotus 31

Leader History

NO	NAME	FROM LAP	LAPS LED	DISTANCE	VEHICLE
24	Andrew THORPE	1	12	25.20 miles	Lotus 31

HSCC Historic Formula 3 Championship

RACE 17 - STATISTICS

CLASS : INV

1 Starters

Fastest Lap History

NO	NAME	LAP TIME	TIME OF DAY	LAP	VEHICLE
88	Kim SHEARN	1:53.750	16:54:18.455	1	Lotus 20/22
88	Kim SHEARN	1:47.478	16:56:05.931	2	Lotus 20/22
88	Kim SHEARN	1:45.504	16:57:51.437	3	Lotus 20/22
88	Kim SHEARN	1:45.225	16:59:36.662	4	Lotus 20/22
88	Kim SHEARN	1:43.364	17:01:20.025	5	Lotus 20/22
88	Kim SHEARN	1:43.177	17:03:03.203	6	Lotus 20/22
88	Kim SHEARN	1:41.714	17:09:56.998	10	Lotus 20/22
88	Kim SHEARN	1:41.451	17:11:38.450	11	Lotus 20/22

Leader History

NO	NAME	FROM LAP	LAPS LED	DISTANCE	VEHICLE
88	Kim SHEARN	1	12	25.20 miles	Lotus 20/22