



HSCC HISTORIC FORMULA 3

1000cc F3 cars 1964-1970



Cadwell Park Wolds Trophy

Cadwell Park

6th / 7th May 2023



Timing & Results Provided by Timing Solutions Ltd

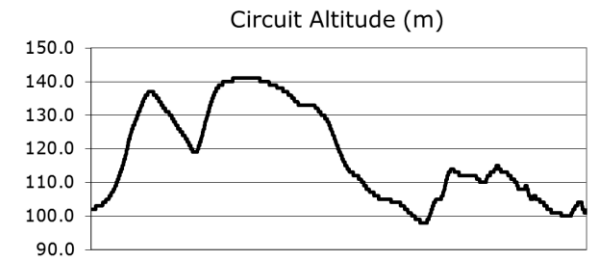
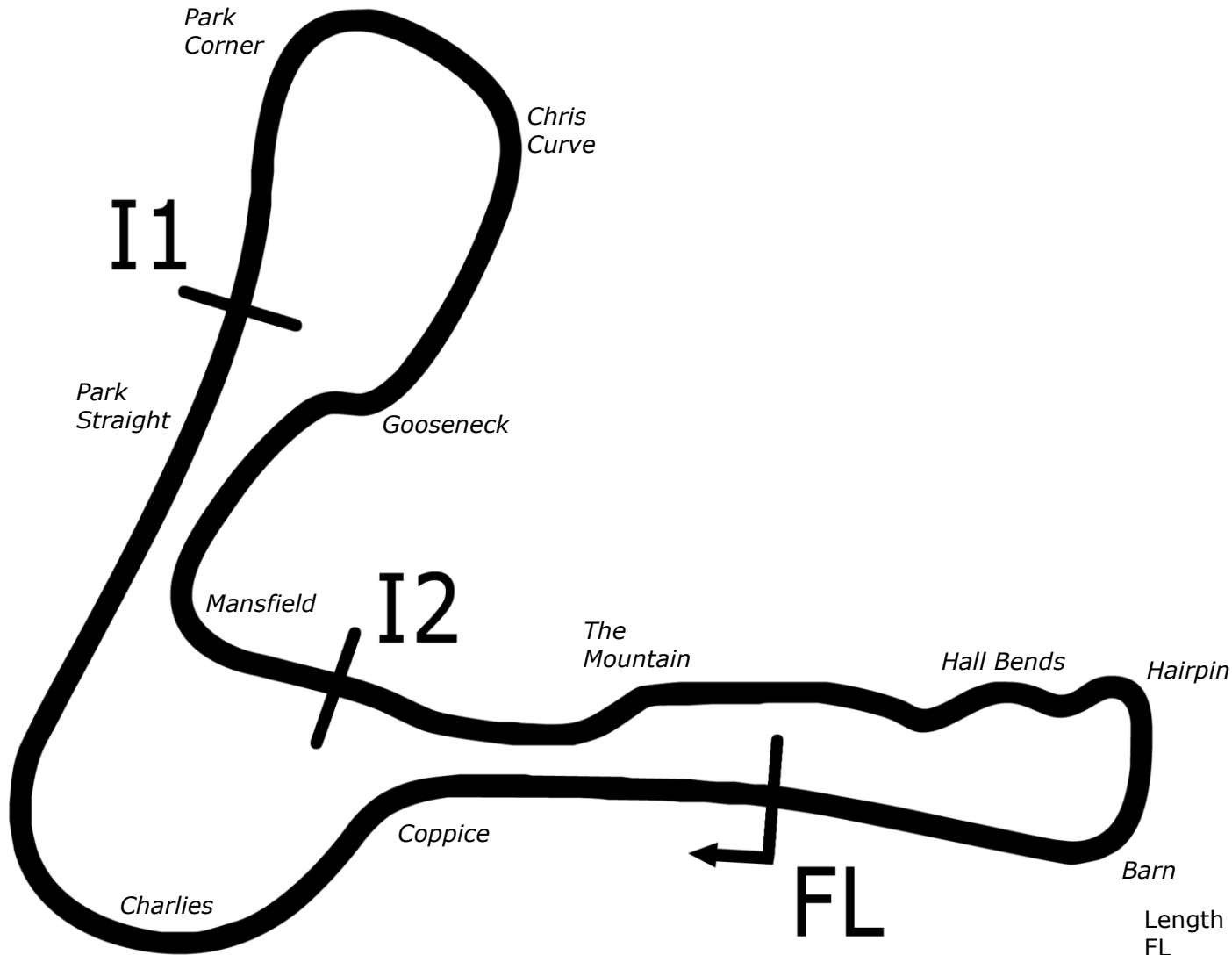
www.tsl-timing.com

Cadwell Park



SPORTS TIMING

TIMING SOLUTIONS LTD



Length	2.1870 miles	3519.6 m	
FL		53.31024 N	0.05940 W
I1	1190m	53.30746 N	0.06718 W
I2	2330m	53.30708 N	0.06270 W
Pit Entry	3472m	53.31103 N	0.05889 W
Pit Exit	0m after FL	53.31030 N	0.05940 W
Pit Entry-Pit Exit 92m, 6.6s @50kph, 5.5s @60kph			

All results available at www.tsl-timing.com



HSCC Historic Formula 3 Championship

QUALIFYING - RACE 8 - CLASSIFICATION

POS	NO	CL	PIC NAME	ENTRY	TIME	ON	LAPS	GAP	DIFF	MPH
1	75	INV	1 Peter DE LA ROCHE	Alexis Mk17	1:36.607	6	6			81.49
2	28	B	1 Jason TIMMS	Brabham BT21	1:37.682	8	9	1.075	1.075	80.60
3	1	B	2 Simon ARMER	March 703	1:38.012	8	9	1.405	0.330	80.32
4	61	B	3 Andy JARVIS	March 703	1:38.978	9	9	2.371	0.966	79.54
5	53	B	4 Josh SHARP	Chevron B17	1:40.437	8	8	3.830	1.459	78.38
6	26*	B	5 Steve SEAMAN	Brabham BT21	1:41.830	8	9	5.223	1.393	77.31
7	44	B	6 Peter HAMILTON	Tecno	1:42.670	7	8	6.063	0.840	76.68
8	33	B	7 Richard WISE	Tecno F3	1:42.939	4	9	6.332	0.269	76.48
9	6	B	8 Leif BOSSON	Brabham BT28	1:44.527	4	8	7.920	1.588	75.32
10	16*	B	9 Mark LINSTONE	Brabham BT21	1:45.048	9	9	8.441	0.521	74.94
11	34	B	10 Gil DUFFY	Brabham BT21B	1:47.208	8	8	10.601	2.160	73.43
12	24	A	1 Andrew THORPE	Lotus 31	1:51.696	5	8	15.089	4.488	70.48
13	14	B	11 Simon ETHERINGTON	Brabham BT15	1:52.202	8	8	15.595	0.506	70.16
14	45	INV	2 Sam HAMILTON	Lotus 51	1:57.589	5	7	20.982	5.387	66.95
15	8	B	12 Samuel HARRISON	Brabham BT21 B	2:02.054	1	1	25.447	4.465	64.50

*Cars 16 & 26 require working transponders - Regulation Q12.8.1 refers.
A 30 second penalty will be applied if not working in the race.

Weather / Track : Bright / Dry

These results are provisional until the conclusion of any judicial and technical matters.

Cadwell Park: 2.1869 miles

Date: 06/05/2023 Start: 11:45 Finish: 12:00

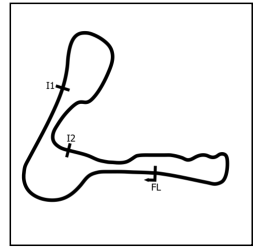
Clerk Of Course : Julian Floyd

Stewards :

Timekeeper : Nick Palmer

HSCC Historic Formula 3 Championship

QUALIFYING - RACE 8 - SECTOR ANALYSIS



SECTOR 1 = FL to I1, SECTOR 2 = I1 to I2, SECTOR 3 = I2 to FL, DIFF = Difference To Personal Best Lap, P = Crossed Finish Line in Pit Lane, D = Time Disallowed

P1		75 INV		Peter DE LA ROCHE		Alexis Mk17				
IDEAL LAP TIME : 1:36.607		BEST LAP TIME : 1:36.607		DIFFERENCE : 0.000						
LAP	SECTOR 1		SECTOR 2		SECTOR 3		LAP TIME	MPH	DIFF	TIME OF DAY
1 -	30.547	100.3	37.450	41.847	100.6	1:49.844	71.67	13.237	11:47:58.367	
2 -	27.805	110.3	31.802	40.075	100.3	1:39.682 (2)	78.98	3.075	11:49:38.049	
3 -	26.859	113.5	33.205	42.113	100.1	1:42.177	77.05	5.570	11:51:20.226	
4 -	26.645	113.9	32.961	41.088	100.4	1:40.694	78.18	4.087	11:53:00.920	
5 -	26.608	113.3	32.729	40.357	102.1	1:39.694 (3)	78.97	3.087	11:54:40.614	
6 -	26.207	112.5	31.006	39.394	100.7	1:36.607 (1)	81.49		11:56:17.221	

P2		28 B		Jason TIMMS		Brabham BT21				
IDEAL LAP TIME : 1:37.682		BEST LAP TIME : 1:37.682		DIFFERENCE : 0.000						
LAP	SECTOR 1		SECTOR 2		SECTOR 3		LAP TIME	MPH	DIFF	TIME OF DAY
1 -	33.366	91.6	39.657	45.328	100.0	1:58.351	66.52	20.669	11:48:03.391	
2 -	29.738	111.4	34.614	43.268	99.7	1:47.620	73.15	9.938	11:49:51.011	
3 -	28.549	112.5	33.109	40.795	101.5	1:42.453	76.84	4.771	11:51:33.464	
4 -	27.509	114.1	32.486	39.696	100.6	1:39.691	78.97	2.009	11:53:13.155	
5 -	27.661	113.3	32.052	39.670	101.2	1:39.383 (2)	79.22	1.701	11:54:52.538	
6 -	28.436	113.3	32.099	41.541	101.0	1:42.076	77.13	4.394	11:56:34.614	
7 -	27.654	112.4	32.194	39.729	101.9	1:39.577 (3)	79.06	1.895	11:58:14.191	
8 -	27.153	114.7	31.371	39.158	101.9	1:37.682 (1)	80.60		11:59:51.873	
9 -	27.890	111.8	33.648	54.292	54.3	1:55.830	67.97	18.148	12:01:47.703	

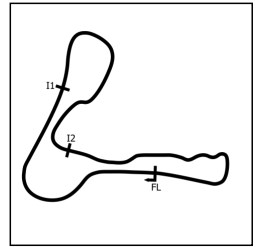
P3		1 B		Simon ARMER		March 703				
IDEAL LAP TIME : 1:37.823		BEST LAP TIME : 1:38.012		DIFFERENCE : 0.189						
LAP	SECTOR 1		SECTOR 2		SECTOR 3		LAP TIME	MPH	DIFF	TIME OF DAY
1 -	29.459	105.5	33.600	41.241	95.4	1:44.300	75.48	6.288	11:47:24.263	
2 -	28.271	107.0	32.772	40.145	95.4	1:41.188	77.80	3.176	11:49:05.451	
3 -	28.019	107.2	31.667	39.689	96.2	1:39.375	79.22	1.363	11:50:44.826	
4 -	27.574	108.7	31.554	39.669	96.2	1:38.797 (3)	79.69	0.785	11:52:23.623	
5 -	27.696	107.5	31.733	39.762	96.5	1:39.191	79.37	1.179	11:54:02.814	
6 -	27.400	109.8	32.393	39.455	97.5	1:39.248	79.32	1.236	11:55:42.062	
7 -	27.328	109.2	32.472	40.943	96.4	1:40.743	78.15	2.731	11:57:22.805	
8 -	27.307	108.4	31.307	39.398	96.0	1:38.012 (1)	80.32		11:59:00.817	
9 -	27.461	108.0	31.118	39.515	96.1	1:38.094 (2)	80.26	0.082	12:00:38.911	

P4		61 B		Andy JARVIS		March 703				
IDEAL LAP TIME : 1:38.736		BEST LAP TIME : 1:38.978		DIFFERENCE : 0.242						
LAP	SECTOR 1		SECTOR 2		SECTOR 3		LAP TIME	MPH	DIFF	TIME OF DAY
1 -	32.433	101.2	38.482	43.711	93.4	1:54.626	68.68	15.648	11:47:43.681	
2 -	30.495	108.5	35.764	41.728	96.4	1:47.987	72.90	9.009	11:49:31.668	
3 -	28.995	109.6	34.135	41.889	96.0	1:45.019	74.96	6.041	11:51:16.687	
4 -	28.461	110.5	32.912	40.852	97.1	1:42.225	77.01	3.247	11:52:58.912	
5 -	28.046	110.3	32.652	40.816	96.6	1:41.514	77.55	2.536	11:54:40.426	
6 -	28.060	111.6	32.297	40.144	97.8	1:40.501 (3)	78.33	1.523	11:56:20.927	
7 -	27.555	110.5	33.189	40.206	96.0	1:40.950	77.99	1.972	11:58:01.877	
8 -	27.558	109.6	31.846	40.105	97.1	1:39.509 (2)	79.12	0.531	11:59:41.386	
9 -	27.440	110.5	32.088	39.450	97.2	1:38.978 (1)	79.54		12:01:20.364	

P5		53 B		Josh SHARP		Chevron B17				
IDEAL LAP TIME : 1:40.152		BEST LAP TIME : 1:40.437		DIFFERENCE : 0.285						
LAP	SECTOR 1		SECTOR 2		SECTOR 3		LAP TIME	MPH	DIFF	TIME OF DAY
1 -	37.697	79.3	42.511	46.260	92.8	2:06.468	62.25	26.031	11:48:14.274	
2 -	30.406	104.6	34.765	41.922	97.5	1:47.093	73.51	6.656	11:50:01.367	
3 -	28.703	108.2	32.795	42.614	96.4	1:44.112	75.62	3.675	11:51:45.479	
4 -	28.644	107.8	32.267	40.560	96.1	1:41.471	77.59	1.034	11:53:26.950	
5 -	28.507	108.0	32.448	40.049	96.8	1:41.004 (3)	77.94	0.567	11:55:07.954	
6 -	28.260	107.8	32.254	40.226	96.8	1:40.740 (2)	78.15	0.303	11:56:48.694	
7 -	28.174	108.9	37.380	45.376	95.8	1:50.930	70.97	10.493	11:58:39.624	
8 -	28.298	106.5	31.929	40.210	96.9	1:40.437 (1)	78.38		12:00:20.061	

HSCC Historic Formula 3 Championship

QUALIFYING - RACE 8 - SECTOR ANALYSIS



SECTOR 1 = FL to I1, SECTOR 2 = I1 to I2, SECTOR 3 = I2 to FL, DIFF = Difference To Personal Best Lap, P = Crossed Finish Line in Pit Lane, D = Time Disallowed

P6 26 B Steve SEAMAN		Brabham BT21					
IDEAL LAP TIME :		BEST LAP TIME : 1:41.830		DIFFERENCE :			
LAP	SECTOR 1	SECTOR 2	SECTOR 3	LAP TIME	MPH	DIFF	TIME OF DAY
1 -				1:51.124	70.85	9.294	11:47:37.646
2 -				1:44.863	75.08	3.033	11:49:22.509
3 -				1:44.451	75.37	2.621	11:51:06.960
4 -				1:42.497 (3)	76.81	0.667	11:52:49.457
5 -				1:42.798	76.58	0.968	11:54:32.255
6 -				1:42.911	76.50	1.081	11:56:15.166
7 -				1:51.499	70.61	9.669	11:58:06.665
8 -				1:41.830 (1)	77.31		11:59:48.495
9 -				1:41.966 (2)	77.21	0.136	12:01:30.461

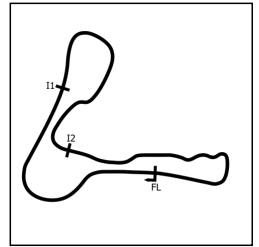
P7 44 B Peter HAMILTON		Tecno							
IDEAL LAP TIME : 1:41.565		BEST LAP TIME : 1:42.670		DIFFERENCE : 1.105					
LAP	SECTOR 1	SECTOR 2	SECTOR 3	LAP TIME	MPH	DIFF	TIME OF DAY		
1 -	32.761	93.4	38.440	44.745	94.2	1:55.946	67.90	13.276	11:47:55.462
2 -	31.252	101.6	35.119	42.526	96.4	1:48.897	72.29	6.227	11:49:44.359
3 -	29.794	106.1	34.504	42.631	96.4	1:46.929	73.63	4.259	11:51:31.288
4 -	29.583	105.0	34.133	42.263	96.4	1:45.979	74.29	3.309	11:53:17.267
5 -	29.397	105.3	34.071	41.301	96.2	1:44.769 (3)	75.14	2.099	11:55:02.036
6 -	29.752	105.5	33.872	41.567	96.2	1:45.191	74.84	2.521	11:56:47.227
7 -	29.166	106.8	32.766	40.738	98.3	1:42.670 (1)	76.68		11:58:29.897
8 -	28.061	110.5	34.095	42.538	97.6	1:44.694 (2)	75.20	2.024	12:00:14.591

P8 33 B Richard WISE		Tecno F3							
IDEAL LAP TIME : 1:42.692		BEST LAP TIME : 1:42.939		DIFFERENCE : 0.247					
LAP	SECTOR 1	SECTOR 2	SECTOR 3	LAP TIME	MPH	DIFF	TIME OF DAY		
1 -	31.260	102.4	36.618	43.715	95.0	1:51.593	70.55	8.654	11:47:48.292
2 -	28.424	104.8	34.178	42.594	99.8	1:45.196	74.84	2.257	11:49:33.488
3 -	29.243	107.3	33.257	42.025	93.7	1:44.525	75.32	1.586	11:51:18.013
4 -	28.222	106.8	33.076	41.641	96.0	1:42.939 (1)	76.48		11:53:00.952
5 -	28.197	105.6	33.126	41.717	96.5	1:43.040 (2)	76.40	0.101	11:54:43.992
6 -	28.201	106.0	33.285	41.668	95.5	1:43.154	76.32	0.215	11:56:27.146
7 -	28.420	106.1	33.551	43.715	90.5	1:45.686	74.49	2.747	11:58:12.832
8 -	28.681	106.1	32.962	41.881	96.2	1:43.524	76.05	0.585	11:59:56.356
9 -	28.089	107.0	33.246	41.724	94.7	1:43.059 (3)	76.39	0.120	12:01:39.415

P9 6 B Leif BOSSON		Brabham BT28							
IDEAL LAP TIME : 1:44.247		BEST LAP TIME : 1:44.527		DIFFERENCE : 0.280					
LAP	SECTOR 1	SECTOR 2	SECTOR 3	LAP TIME	MPH	DIFF	TIME OF DAY		
1 -	33.309	105.6	38.058	44.749	96.0	1:56.116	67.80	11.589	11:47:49.987
2 -	28.787	111.6	34.334	42.474	97.9	1:45.595 (2)	74.56	1.068	11:49:35.582
3 -	29.592	107.0	34.379	42.363	98.2	1:46.334	74.04	1.807	11:51:21.916
4 -	28.595	112.5	33.289	42.643	97.8	1:44.527 (1)	75.32		11:53:06.443
5 -	28.805	112.7	34.289	42.811	99.4	1:45.905 (3)	74.34	1.378	11:54:52.348
6 -	29.818	112.7	34.145	45.283	91.6	1:49.246	72.06	4.719	11:56:41.594
7 -	29.774	110.3	34.251	42.820	96.6	1:46.845	73.68	2.318	11:58:28.439
8 -	29.182	110.3	34.233	42.553	98.5	1:45.968	74.29	1.441	12:00:14.407

HSCC Historic Formula 3 Championship

QUALIFYING - RACE 8 - SECTOR ANALYSIS



SECTOR 1 = FL to I1, SECTOR 2 = I1 to I2, SECTOR 3 = I2 to FL, DIFF = Difference To Personal Best Lap, P = Crossed Finish Line in Pit Lane, D = Time Disallowed

P10 16 B		Mark LINSTONE		Brabham BT21			
IDEAL LAP TIME :		BEST LAP TIME : 1:45.048		DIFFERENCE :			
LAP	SECTOR 1	SECTOR 2	SECTOR 3	LAP TIME	MPH	DIFF	TIME OF DAY
1 -				1:55.186	68.35	10.138	11:47:44.456
2 -				1:48.830	72.34	3.782	11:49:33.286
3 -				1:46.982	73.59	1.934	11:51:20.268
4 -				1:45.075 (2)	74.92	0.027	11:53:05.344
5 -				1:46.068 (3)	74.22	1.020	11:54:51.412
6 -				1:46.112	74.19	1.064	11:56:37.524
7 -				1:46.747	73.75	1.699	11:58:24.271
8 -				1:46.207	74.13	1.159	12:00:10.478
9 -				1:45.048 (1)	74.94		12:01:55.526

P11 34 B		Gil DUFFY		Brabham BT21B					
IDEAL LAP TIME : 1:47.077		BEST LAP TIME : 1:47.208		DIFFERENCE : 0.131					
LAP	SECTOR 1	SECTOR 2	SECTOR 3	LAP TIME	MPH	DIFF	TIME OF DAY		
1 -	37.430	83.9	40.131	48.293	86.1	2:05.854	62.55	18.646	11:48:13.950
2 -	31.960	104.8	35.873	44.384	93.8	1:52.217	70.16	5.009	11:50:06.167
3 -	30.136	107.8	35.026	44.845	93.2	1:50.007	71.56	2.799	11:51:56.174
4 -	30.380	107.8	35.521	44.698	94.3	1:50.599	71.18	3.391	11:53:46.773
5 -	30.308	107.3	35.026	44.474	94.7	1:49.808	71.69	2.600	11:55:36.581
6 -	30.028	108.0	35.423	43.694	94.6	1:49.145 (3)	72.13	1.937	11:57:25.726
7 -	29.959	107.0	34.572	43.637	94.5	1:48.168 (2)	72.78	0.960	11:59:13.894
8 -	29.474	108.5	33.966	43.768	94.9	1:47.208 (1)	73.43		12:01:01.102

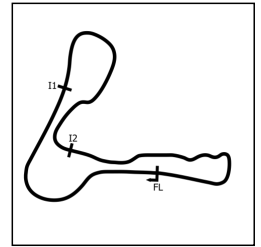
P12 24 A		Andrew THORPE		Lotus 31					
IDEAL LAP TIME : 1:50.656		BEST LAP TIME : 1:51.696		DIFFERENCE : 1.040					
LAP	SECTOR 1	SECTOR 2	SECTOR 3	LAP TIME	MPH	DIFF	TIME OF DAY		
1 -	35.225	101.3	39.272	46.597	92.4	2:01.094	65.01	9.398	11:47:57.598
2 -	32.432	103.2	36.675	46.623	91.1	1:55.730	68.03	4.034	11:49:53.328
3 -	31.022	104.0	36.275	44.898	92.1	1:52.195 (3)	70.17	0.499	11:51:45.523
4 -	31.161	105.1	36.003	46.947	90.0	1:54.111	68.99	2.415	11:53:39.634
5 -	30.902	104.5	36.536	44.258	92.9	1:51.696 (1)	70.48		11:55:31.330
6 -	30.905	105.1	37.235	44.850	87.4	1:52.990	69.68	1.294	11:57:24.320
7 -	32.939	105.6	36.429	43.859	93.2	1:53.227	69.53	1.531	11:59:17.547
8 -	31.074	104.3	37.350	43.751	89.5	1:52.175 (2)	70.18	0.479	12:01:09.722

P13 14 B		Simon ETHERINGTON		Brabham BT15					
IDEAL LAP TIME : 1:52.078		BEST LAP TIME : 1:52.202		DIFFERENCE : 0.124					
LAP	SECTOR 1	SECTOR 2	SECTOR 3	LAP TIME	MPH	DIFF	TIME OF DAY		
1 -	34.351	95.8	40.053	49.050	87.6	2:03.454	63.77	11.252	11:48:03.159
2 -	33.310	99.8	38.446	46.283	88.8	1:58.039	66.69	5.837	11:50:01.198
3 -	32.592	100.7	37.117	47.598	88.1	1:57.307	67.11	5.105	11:51:58.505
4 -	33.876	99.7	38.113	46.074	89.4	1:58.063	66.68	5.861	11:53:56.568
5 -	32.183	100.1	37.752	45.417	89.8	1:55.352	68.25	3.150	11:55:51.920
6 -	31.639	100.3	36.887	44.669	90.5	1:53.195 (3)	69.55	0.993	11:57:45.115
7 -	31.398	100.6	36.158	45.310	90.5	1:52.866 (2)	69.75	0.664	11:59:37.981
8 -	31.251	99.7	36.234	44.717	90.5	1:52.202 (1)	70.16		12:01:30.183

P14 45 INV		Sam HAMILTON		Lotus 51					
IDEAL LAP TIME : 1:56.532		BEST LAP TIME : 1:57.589		DIFFERENCE : 1.057					
LAP	SECTOR 1	SECTOR 2	SECTOR 3	LAP TIME	MPH	DIFF	TIME OF DAY		
1 -	41.109	83.0	42.112	47.610	82.8	2:10.831	60.17	13.242	11:48:18.051
2 -	34.561	90.5	38.564	47.042	82.5	2:00.167	65.51	2.578	11:50:18.218
3 -	33.804	92.9	38.270	46.818	78.1	1:58.892 (3)	66.22	1.303	11:52:17.110
4 -	35.916	87.8	38.122	44.687	82.7	1:58.725 (2)	66.31	1.136	11:54:15.835
5 -	34.034	92.5	38.041	45.514	82.2	1:57.589 (1)	66.95		11:56:13.424
6 -	35.253	81.3	38.152	46.889	77.4	2:00.294	65.44	2.705	11:58:13.718
7 -	34.825	89.1	38.463	46.782	76.9	2:00.070	65.57	2.481	12:00:13.788

HSCC Historic Formula 3 Championship

QUALIFYING - RACE 8 - SECTOR ANALYSIS



SECTOR 1 = FL to I1, SECTOR 2 = I1 to I2, SECTOR 3 = I2 to FL, DIFF = Difference To Personal Best Lap, P = Crossed Finish Line in Pit Lane, D = Time Disallowed

P15	8 B	Samuel HARRISON		Brabham BT21 B					
IDEAL LAP TIME : 1:45.330		BEST LAP TIME : 2:02.054		DIFFERENCE : 16.724					
LAP	SECTOR 1		SECTOR 2	SECTOR 3		LAP TIME	MPH	DIFF	TIME OF DAY
1 -	34.056	101.5	40.429	47.569	98.8	2:02.054 (1)	64.50		11:48:11.662

HSCC Historic Formula 3 Championship

QUALIFYING - RACE 8 - BEST SECTORS

SECTOR 1			SECTOR 2			SECTOR 3			IDEAL / BEST COMPARISON						
POS	NO	NAME	TIME	NO	NAME	TIME	NO	NAME	TIME	POS	NO	NAME	IDEAL	BEST	DIFF
												PERFECT LAP	1:36.371		
1	75	DE LA ROCHE	26.207	75	DE LA ROCHE	31.006	28	TIMMS	39.158	1	75	DE LA ROCHE	1:36.607	1:36.607	0.000
2	8	HARRISON	26.328	1	ARMER	31.118	75	DE LA ROCHE	39.394	2	28	TIMMS	1:37.682	1:37.682	0.000
3	28	TIMMS	27.153	28	TIMMS	31.371	1	ARMER	39.398	3	1	ARMER	1:37.823	1:38.012	0.189
4	1	ARMER	27.307	8	HARRISON	31.433	61	JARVIS	39.450	4	61	JARVIS	1:38.736	1:38.978	0.242
5	61	JARVIS	27.440	61	JARVIS	31.846	53	SHARP	40.049	5	53	SHARP	1:40.152	1:40.437	0.285
6	44	HAMILTON	28.061	53	SHARP	31.929	44	HAMILTON	40.738	6	44	HAMILTON	1:41.565	1:42.670	1.105
7	33	WISE	28.089	44	HAMILTON	32.766	33	WISE	41.641	7	33	WISE	1:42.692	1:42.939	0.247
8	53	SHARP	28.174	33	WISE	32.962	6	BOSSON	42.363	8	6	BOSSON	1:44.247	1:44.527	0.280
9	6	BOSSON	28.595	6	BOSSON	33.289	34	DUFFY	43.637	9	8	HARRISON	1:45.330	2:02.054	16.724
10	34	DUFFY	29.474	34	DUFFY	33.966	24	THORPE	43.751	10	34	DUFFY	1:47.077	1:47.208	0.131
11	24	THORPE	30.902	24	THORPE	36.003	14	ETHERINGTON	44.669	11	24	THORPE	1:50.656	1:51.696	1.040
12	14	ETHERINGTON	31.251	14	ETHERINGTON	36.158	45	HAMILTON	44.687	12	14	ETHERINGTON	1:52.078	1:52.202	0.124
13	45	HAMILTON	33.804	45	HAMILTON	38.041	8	HARRISON	47.569	13	45	HAMILTON	1:56.532	1:57.589	1.057
14										14	26	SEAMAN		1:41.830	
15										15	16	LINSTONE		1:45.048	

HSCC Historic Formula 3 Championship

QUALIFYING - RACE 8 - BEST SPEEDS

POS	INTERMEDIATE 1			INTERMEDIATE 2			FINISH LINE		
	NO	NAME	MPH	NO	NAME	MPH	NO	NAME	MPH
1	28	TIMMS	114.7				75	DE LA ROCHE	102.1
2	75	DE LA ROCHE	113.9				28	TIMMS	101.9
3	6	BOSSON	112.7				33	WISE	99.8
4	61	JARVIS	111.6				6	BOSSON	99.4
5	8	HARRISON	111.2				8	HARRISON	98.8
6	44	HAMILTON	110.5				44	HAMILTON	98.3
7	1	ARMER	109.8				61	JARVIS	97.8
8	53	SHARP	108.9				1	ARMER	97.5
9	34	DUFFY	108.5				53	SHARP	97.5
10	33	WISE	107.3				34	DUFFY	94.9
11	24	THORPE	105.6				24	THORPE	93.2
12	14	ETHERINGTON	100.7				14	ETHERINGTON	90.5
13	45	HAMILTON	92.9				45	HAMILTON	82.8
14									
15									

HSCC Historic Formula 3 Championship

QUALIFYING - RACE 8 - STATISTICS

Competitors Started 15
Planned Start 2023-05-06 @ 11:55:00.000
Actual Start 2023-05-06 @ 11:45:11.706
Finish Time 2023-05-06 @ 12:00:12.472
Track Length 2.1869mi.
Total Laps 116
Total Distance Covered 253.6919mi.

Session Fastest Lap History

NO	CL	NAME	LAP TIME	TIME OF DAY	LAP	VEHICLE
1	B	Simon ARMER	1:44.300	11:47:24.283	1	March 703
1	B	Simon ARMER	1:41.188	11:49:05.471	2	March 703
75	INV	Peter DE LA ROCHE	1:39.682	11:49:38.064	2	Alexis Mk17
1	B	Simon ARMER	1:39.375	11:50:44.846	3	March 703
1	B	Simon ARMER	1:38.797	11:52:23.644	4	March 703
75	INV	Peter DE LA ROCHE	1:36.607	11:56:17.236	6	Alexis Mk17

Flag History

TYPE	TIME OF DAY
GREEN	11:45:11.706
FINISH	12:00:12.472

Flag Statistics

TYPE	COUNT	TOTAL LAPS	TOTAL TIME
Green	1	9	17:00.615
Red	0	0	0.000
Safety Car	0	0	0.000
FCY	0	0	0.000

HSCC Historic Formula 3 Championship

QUALIFYING - RACE 8 - STATISTICS

CLASS : B

12 Starters

Fastest Lap History

NO	NAME	LAP TIME	TIME OF DAY	LAP	VEHICLE
1	Simon ARMER	1:44.300	11:47:24.283	1	March 703
1	Simon ARMER	1:41.188	11:49:05.471	2	March 703
1	Simon ARMER	1:39.375	11:50:44.846	3	March 703
1	Simon ARMER	1:38.797	11:52:23.644	4	March 703
1	Simon ARMER	1:38.012	11:59:00.837	8	March 703
28	Jason TIMMS	1:37.682	11:59:51.898	8	Brabham BT21

HSCC Historic Formula 3 Championship

QUALIFYING - RACE 8 - STATISTICS

CLASS : A

1 Starters

Fastest Lap History

NO	NAME	LAP TIME	TIME OF DAY	LAP	VEHICLE
24	Andrew THORPE	2:01.094	11:47:57.618	1	Lotus 31
24	Andrew THORPE	1:55.730	11:49:53.348	2	Lotus 31
24	Andrew THORPE	1:52.195	11:51:45.523	3	Lotus 31
24	Andrew THORPE	1:51.696	11:55:31.350	5	Lotus 31

HSCC Historic Formula 3 Championship

QUALIFYING - RACE 8 - STATISTICS

CLASS : INV

2 Starters

Fastest Lap History

NO	NAME	LAP TIME	TIME OF DAY	LAP	VEHICLE
75	Peter DE LA ROCHE	1:49.844	11:47:58.383	1	Alexis Mk17
75	Peter DE LA ROCHE	1:39.682	11:49:38.064	2	Alexis Mk17
75	Peter DE LA ROCHE	1:36.607	11:56:17.236	6	Alexis Mk17



HSCC Historic Formula 3 Championship

RACE 8 - GRID (20 minutes)

ROW 8		15	2:02.054	8 Samuel HARRISON
	14	1:57.589		45 Sam HAMILTON
ROW 7		13	1:52.202	14 Simon ETHERINGTON
	12	1:51.696		24 Andrew THORPE
ROW 6		11	1:47.208	34 Gil DUFFY
	10	1:45.048		16 Mark LINSTONE
ROW 5		9	1:44.527	6 Leif BOSSON
	8	1:42.939		33 Richard WISE
ROW 4		7	1:42.670	44 Peter HAMILTON
	6	1:41.830		26 Steve SEAMAN
ROW 3		5	1:40.437	53 Josh SHARP
	4	1:38.978		61 Andy JARVIS
ROW 2		3	1:38.012	1 Simon ARMER
	2	1:37.682		28 Jason TIMMS
ROW 1		1	1:36.607	75 Peter DE LA ROCHE
				Pole

Cadwell Park: 2.1869 miles

These results are provisional until the conclusion of any judicial and technical matters.

Clerk Of Course : Julian Floyd

Stewards :

Timekeeper : Nick Palmer



HSCC Historic Formula 3 Championship

RACE 8 - CLASSIFICATION

POS	NO	CL	PIC NAME	ENTRY	LAPS	TIME	GAP	DIFF	MPH	BEST	ON
1	8	B	1 Samuel HARRISON	Brabham BT21 B	11	21:01.267			68.66	1:50.709	9
2	75	INV	1 Peter DE LA ROCHE	Alexis Mk17	11	21:20.967	19.700	19.700	67.60	1:54.029	5
3	33	B	2 Richard WISE	Tecno F3	11	22:28.658	1:27.391	1:07.691	64.21	1:58.937	6
4	1	B	3 Simon ARMER	March 703	11	22:36.032	1:34.765	7.374	63.86	2:00.067	6
5	53	B	4 Josh SHARP	Chevron B17	11	22:55.257	1:53.990	19.225	62.97	2:01.218	5
6	16	B	5 Mark LINSTONE	Brabham BT21	10	21:50.876	1 Lap	1 Lap	60.06	2:07.882	6
7	26	B	6 Steve SEAMAN	Brabham BT21	10	22:02.878	1 Lap	12.002	59.51	2:05.862	6
8	6	B	7 Leif BOSSON	Brabham BT28	10	22:02.940	1 Lap	0.062	59.51	2:07.984	6
9	44	B	8 Peter HAMILTON	Tecno	10	22:35.431	1 Lap	32.491	58.08	2:07.606	6
10	14	B	9 Simon ETHERINGTON	Brabham BT15	9	21:04.141	2 Laps	1 Lap	56.05	2:14.337	6
11	34	B	10 Gil DUFFY	Brabham BT21B	9	21:04.459	2 Laps	0.318	56.03	2:14.075	6
12	24	A	1 Andrew THORPE	Lotus 31	9	21:20.763	2 Laps	16.304	55.32	2:14.235	6

NOT CLASSIFIED

DNF	28	B	Jason TIMMS	Brabham BT21	8	16:34.570	3 Laps	1 Lap	63.32	2:01.377	8
DNF	61	B	Andy JARVIS	March 703	8	16:37.058	3 Laps	2.488	63.17	2:01.195	8

NOT STARTED

NS	45	INV	Sam HAMILTON	Lotus 51							
----	----	-----	--------------	----------	--	--	--	--	--	--	--

FASTEST LAP

8	B	Samuel HARRISON	Brabham BT21 B	9	1:50.709	71.11 mph	114.45 kph
75	INV	Peter DE LA ROCHE	Alexis Mk17	5	1:54.029	69.04 mph	111.11 kph
24	A	Andrew THORPE	Lotus 31	6	2:14.235	58.65 mph	94.39 kph

Weather / Track : Overcast / Wet

These results are provisional until the conclusion of any judicial and technical matters.

Race Distance: 11 Laps / 24.05 miles

Cadwell Park: 2.1869 miles

Date: 06/05/2023 Start: 17:50 Finish: 18:11

Clerk Of Course : Julian Floyd

Stewards :

Timekeeper : Nick Palmer

HSCC Historic Formula 3 Championship

RACE 8 - LAP CHART

LAP 1 @ 17:52:52.375			LAP 2 @ 17:54:49.209			LAP 3 @ 17:56:44.395			LAP 4 @ 17:58:38.529			LAP 5 @ 18:00:30.163		
NO	BEHIND	LAP TIME	NO	BEHIND	LAP TIME	NO	BEHIND	LAP TIME	NO	BEHIND	LAP TIME	NO	BEHIND	LAP TIME
75		2:05.302	75		1:56.834	75		1:55.186	75		1:54.134	8		1:50.928
28	3.656	2:08.958	8	7.090	1:56.162	8	3.617	1:51.713	8	0.706	1:51.223	75	2.395	1:54.029
1	7.435	2:12.737	28	12.483	2:05.661	1	21.604	2:02.872	1	29.116	2:01.646	1	37.852	2:00.370
8	7.762	2:13.064	1	13.918	2:03.317	28	24.191	2:06.894	33	30.432	2:00.099	33	39.465	2:00.667
53	9.522	2:14.824	53	18.410	2:05.722	33	24.467	2:01.088	28	34.789	2:04.732	28	45.676	2:02.521
33	10.059	2:15.361	33	18.565	2:05.340	53	28.395	2:05.171	53	37.634	2:03.373	53	47.218	2:01.218
61	11.506	2:16.808	61	19.973	2:05.301	61	29.496	2:04.709	61	39.037	2:03.675	61	48.713	2:01.310
44	13.803	2:19.105	44	27.563	2:10.594	44	44.496	2:12.119	44	1:00.539	2:10.177	44	1:17.677	2:08.772
6	17.192	2:22.494	6	33.007	2:12.649	6	49.146	2:11.325	6	1:03.409	2:08.397	6	1:20.211	2:08.436
16	17.549	2:22.851	16	33.474	2:12.759	16	49.398	2:11.110	16	1:04.021	2:08.757	16	1:20.470	2:08.083
26	23.395	2:28.697	26	38.662	2:12.101	26	54.518	2:11.042	26	1:09.286	2:08.902	26	1:26.624	2:08.972
14	30.023	2:35.325	34	56.693	2:15.726	34	1:15.592	2:14.085	34	1:41.781	2:20.323			
24	33.689	2:38.991	14	56.878	2:23.689	14	1:21.513	2:19.821	14	1:45.278	2:17.899			
34	37.801	2:43.103	24	58.412	2:21.557	24	1:23.083	2:19.857	24	1:46.465	2:17.516			

HSCC Historic Formula 3 Championship

RACE 8 - LAP CHART

LAP 6 @ 18:02:21.014			LAP 7 @ 18:04:12.054			LAP 8 @ 18:06:06.463			LAP 9 @ 18:07:57.172			LAP 10 @ 18:09:50.632		
NO	BEHIND	LAP TIME	NO	BEHIND	LAP TIME	NO	BEHIND	LAP TIME	NO	BEHIND	LAP TIME	NO	BEHIND	LAP TIME
8		1:50.851	8		1:51.040	8		1:54.409	8		1:50.709	8		1:53.460
75	7.651	1:56.107	75	11.536	1:54.925	16	1 Lap	2:08.561	75	18.198	1:56.066	75	19.614	1:54.876
14	1 Lap	2:18.831	14	1 Lap	2:14.337	6	1 Lap	2:11.723	16	1 Lap	2:08.745	16	1 Lap	2:12.383
24	1 Lap	2:18.223	24	1 Lap	2:14.235	26	1 Lap	2:07.808	6	1 Lap	2:11.134	6	1 Lap	2:14.416
34	1 Lap	2:25.344	34	1 Lap	2:14.075	75	12.841	1:55.714	26	1 Lap	2:11.426	26	1 Lap	2:14.533
1	47.068	2:00.067	33	56.006	1:59.495	44	1 Lap	2:26.554	44	1 Lap	2:16.033	44	1 Lap	2:27.949
33	47.551	1:58.937	1	58.341	2:02.313	33	1:03.004	2:01.407	33	1:13.742	2:01.447	33	1:22.235	2:01.953
28	57.206	2:02.381	28	1:08.212	2:02.046	14	1 Lap	2:17.067	1	1:20.396	2:02.752	1	1:30.248	2:03.312
53	57.641	2:01.274	53	1:08.780	2:02.179	1	1:08.353	2:04.421	53	1:29.928	2:04.829	53	1:42.992	2:06.524
61	59.439	2:01.577	61	1:10.882	2:02.483	24	1 Lap	2:17.625	14	1 Lap	2:17.390			
44	1:34.432	2:07.606				34	1 Lap	2:15.524	34	1 Lap	2:18.066			
6	1:37.344	2:07.984				28	1:15.180	2:01.377	24	1 Lap	2:27.457			
16	1:37.501	2:07.882				53	1:15.808	2:01.437						
26	1:41.635	2:05.862				61	1:17.668	2:01.195						

HSCC Historic Formula 3 Championship

RACE 8 - LAP CHART

LAP 11 @ 18:11:48.340

NO	BEHIND	LAP TIME
8		1:57.708
14	2 Laps	2:19.782
34	2 Laps	2:18.213
24	2 Laps	2:25.302
75	19.700	1:57.794
16	1 Lap	2:09.745
26	1 Lap	2:13.535
6	1 Lap	2:14.382
33	1:27.391	2:02.864
44	1 Lap	2:16.522
1	1:34.765	2:02.225
53	1:53.990	2:08.706

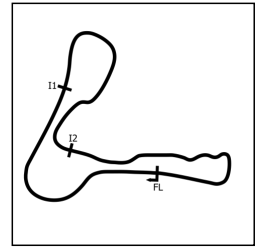
HSCC Historic Formula 3 Championship

RACE 8 - POSITION CHART

No	Name	Lap Pos	Lap										
			1	2	3	4	5	6	7	8	9	10	11
75	DE LA ROCHE	1	75	75	75	75	8	8	8	8	8	8	8
28	TIMMS	2	28	8	8	8	75	75	75	75	75	75	75
1	ARMER	3	1	28	1	1	1	1	33	33	33	33	33
61	JARVIS	4	8	1	28	33	33	33	1	1	1	1	1
53	SHARP	5	53	53	33	28	28	28	28	28	53	53	53
26	SEAMAN	6	33	33	53	53	53	53	53	53	16	16	
44	HAMILTON	7	61	61	61	61	61	61	61	61	6	26	
33	WISE	8	44	44	44	44	44	44	16	16	26	6	
6	BOSSON	9	6	6	6	6	6	6	6	6	44	44	
16	LINSTONE	10	16	16	16	16	16	16	26	26	14		
34	DUFFY	11	26	26	26	26	26	26	44	44	34		
24	THORPE	12	14	34	34	34	14	14	14	14	24		
14	ETHERINGTON	13	24	14	14	14	24	24	24	34			
45	HAMILTON	14	34	24	24	24	34	34	34	24			
8	HARRISON	15											

HSCC Historic Formula 3 Championship

RACE 8 - SECTOR ANALYSIS



SECTOR 1 = FL to I1, SECTOR 2 = I1 to I2, SECTOR 3 = I2 to FL, DIFF = Difference To Personal Best Lap, P = Crossed Finish Line in Pit Lane, D = Time Disallowed

P1		8 B		Samuel HARRISON		Brabham BT21 B			
IDEAL LAP TIME : 1:49.910		BEST LAP TIME : 1:50.709		DIFFERENCE : 0.799					
LAP	SECTOR 1	SECTOR 2	SECTOR 3	LAP TIME	MPH	DIFF	TIME OF DAY		
1 -		103.0	39.983	48.710	98.1	2:13.064	59.16	22.355	17:53:00.137
2 -	32.335	108.9	38.372	45.455	98.1	1:56.162	67.77	5.453	17:54:56.299
3 -	29.607	109.8	36.843	45.263	98.2	1:51.713	70.47	1.004	17:56:48.012
4 -	29.376	111.1	36.807	45.040	98.3	1:51.223	70.78	0.514	17:58:39.235
5 -	29.891	109.1	36.612	44.425	98.6	1:50.928 (3)	70.97	0.219	18:00:30.163
6 -	29.731	110.7	36.909	44.211	97.2	1:50.851 (2)	71.02	0.142	18:02:21.014
7 -	29.786	110.0	36.704	44.550	97.2	1:51.040	70.90	0.331	18:04:12.054
8 -	29.468	110.3	37.993	46.948	94.3	1:54.409	68.81	3.700	18:06:06.463
9 -	29.880	110.1	36.323	44.506	97.8	1:50.709 (1)	71.11		18:07:57.172
10 -	29.898	109.8	38.545	45.017	94.6	1:53.460	69.39	2.751	18:09:50.632
11 -	29.981	109.6	36.866	50.861	92.6	1:57.708	66.88	6.999	18:11:48.340

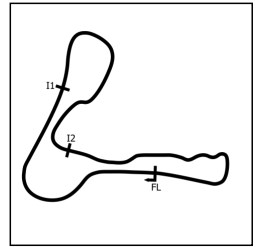
P2		75 INV		Peter DE LA ROCHE		Alexis Mk17			
IDEAL LAP TIME : 1:53.358		BEST LAP TIME : 1:54.029		DIFFERENCE : 0.671					
LAP	SECTOR 1	SECTOR 2	SECTOR 3	LAP TIME	MPH	DIFF	TIME OF DAY		
1 -		105.5	38.119	46.948	95.8	2:05.302	62.83	11.273	17:52:52.375
2 -	31.239	105.3	38.604	46.991	95.7	1:56.834	67.38	2.805	17:54:49.209
3 -	30.789	106.5	38.185	46.212	97.4	1:55.186	68.35	1.157	17:56:44.395
4 -	30.968	106.6	37.526	45.640	97.1	1:54.134 (2)	68.98	0.105	17:58:38.529
5 -	30.625	107.8	37.757	45.647	95.1	1:54.029 (1)	69.04		18:00:32.558
6 -	31.017	97.8	39.580	45.510	97.5	1:56.107	67.80	2.078	18:02:28.665
7 -	30.577	108.4	38.165	46.183	94.3	1:54.925	68.50	0.896	18:04:23.590
8 -	30.322	108.7	38.264	47.128	96.6	1:55.714	68.04	1.685	18:06:19.304
9 -	30.458	107.2	38.859	46.749	96.2	1:56.066	67.83	2.037	18:08:15.370
10 -	30.550	108.0	38.367	45.959	94.9	1:54.876 (3)	68.53	0.847	18:10:10.246
11 -	31.032	106.5	38.093	48.669	79.8	1:57.794	66.83	3.765	18:12:08.040

P3		33 B		Richard WISE		Tecno F3			
IDEAL LAP TIME : 1:58.166		BEST LAP TIME : 1:58.937		DIFFERENCE : 0.771					
LAP	SECTOR 1	SECTOR 2	SECTOR 3	LAP TIME	MPH	DIFF	TIME OF DAY		
1 -		95.5	40.964	50.595	90.8	2:15.361	58.16	16.424	17:53:02.434
2 -	34.023	100.3	40.794	50.523	90.5	2:05.340	62.81	6.403	17:55:07.774
3 -	32.875	104.0	39.634	48.579	91.9	2:01.088	65.02	2.151	17:57:08.862
4 -	33.423	104.8	38.858	47.818	92.9	2:00.099 (3)	65.55	1.162	17:59:08.961
5 -	32.013	102.2	40.363	48.291	91.8	2:00.667	65.24	1.730	18:01:09.628
6 -	31.688	105.5	39.311	47.938	94.1	1:58.937 (1)	66.19		18:03:08.565
7 -	32.115	103.5	39.348	48.032	92.3	1:59.495 (2)	65.88	0.558	18:05:08.060
8 -	31.490	105.3	39.802	50.115	90.0	2:01.407	64.84	2.470	18:07:09.467
9 -	32.558	103.2	40.105	48.784	90.8	2:01.447	64.82	2.510	18:09:10.914
10 -	32.204	98.6	39.835	49.914	88.6	2:01.953	64.55	3.016	18:11:12.867
11 -	32.893	102.6	40.803	49.168	88.6	2:02.864	64.08	3.927	18:13:15.731

P4		1 B		Simon ARMER		March 703			
IDEAL LAP TIME : 1:59.497		BEST LAP TIME : 2:00.067		DIFFERENCE : 0.570					
LAP	SECTOR 1	SECTOR 2	SECTOR 3	LAP TIME	MPH	DIFF	TIME OF DAY		
1 -		84.6	41.454	49.512	89.2	2:12.737	59.31	12.670	17:52:59.810
2 -	33.857	92.3	40.904	48.556	92.3	2:03.317	63.84	3.250	17:55:03.127
3 -	33.126	99.2	40.788	48.958	91.6	2:02.872	64.07	2.805	17:57:05.999
4 -	32.794	104.2	40.532	48.320	91.5	2:01.646 (3)	64.72	1.579	17:59:07.645
5 -	32.640	104.8	40.195	47.535	91.3	2:00.370 (2)	65.40	0.303	18:01:08.015
6 -	32.532	105.3	39.635	47.900	92.8	2:00.067 (1)	65.57		18:03:08.082
7 -	32.327	104.5	40.871	49.115	88.7	2:02.313	64.36	2.246	18:05:10.395
8 -	33.194	105.1	40.602	50.625	87.9	2:04.421	63.27	4.354	18:07:14.816
9 -	33.714	104.3	40.458	48.580	91.9	2:02.752	64.13	2.685	18:09:17.568
10 -	32.653	104.2	40.638	50.021	90.6	2:03.312	63.84	3.245	18:11:20.880
11 -	32.930	104.3	40.381	48.914	90.6	2:02.225	64.41	2.158	18:13:23.105

HSCC Historic Formula 3 Championship

RACE 8 - SECTOR ANALYSIS



SECTOR 1 = FL to I1, SECTOR 2 = I1 to I2, SECTOR 3 = I2 to FL, DIFF = Difference To Personal Best Lap, P = Crossed Finish Line in Pit Lane, D = Time Disallowed

P5		53 B		Josh SHARP		Chevron B17				
IDEAL LAP TIME : 2:00.441		BEST LAP TIME : 2:01.218		DIFFERENCE : 0.777						
LAP	SECTOR 1		SECTOR 2		SECTOR 3		LAP TIME	MPH	DIFF	TIME OF DAY
1 -		80.9	41.531	50.826	89.2	2:14.824	58.39	13.606	17:53:01.897	
2 -	33.741	103.5	41.064	50.917	90.5	2:05.722	62.62	4.504	17:55:07.619	
3 -	34.514	103.8	41.255	49.402	90.4	2:05.171	62.89	3.953	17:57:12.790	
4 -	33.664	102.6	40.270	49.439	90.3	2:03.373	63.81	2.155	17:59:16.163	
5 -	33.023	103.2	40.143	48.052	93.0	2:01.218 (1)	64.95		18:01:17.381	
6 -	32.545	106.1	39.844	48.885	93.2	2:01.274 (2)	64.92	0.056	18:03:18.655	
7 -	33.184	100.7	39.935	49.060	93.3	2:02.179	64.43	0.961	18:05:20.834	
8 -	32.914	104.0	40.139	48.384	93.4	2:01.437 (3)	64.83	0.219	18:07:22.271	
9 -	33.127	97.3	42.266	49.436	91.4	2:04.829	63.07	3.611	18:09:27.100	
10 -	33.024	103.8	41.450	52.050	86.2	2:06.524	62.22	5.306	18:11:33.624	
11 -	34.367	98.3	42.365	51.974	59.4	2:08.706	61.17	7.488	18:13:42.330	

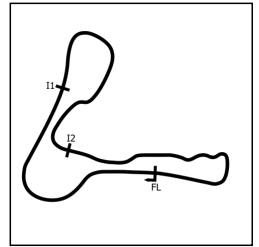
P6		16 B		Mark LINSTONE		Brabham BT21				
IDEAL LAP TIME : 2:07.159		BEST LAP TIME : 2:07.882		DIFFERENCE : 0.723						
LAP	SECTOR 1		SECTOR 2		SECTOR 3		LAP TIME	MPH	DIFF	TIME OF DAY
1 -		73.0	42.641	51.436	77.8	2:22.851	55.11	14.969	17:53:09.924	
2 -	37.570	82.5	42.867	52.322	83.8	2:12.759	59.30	4.877	17:55:22.683	
3 -	37.109	81.7	42.993	51.008	85.3	2:11.110	60.05	3.228	17:57:33.793	
4 -	36.270	89.4	41.835	50.652	86.7	2:08.757	61.14	0.875	17:59:42.550	
5 -	35.398	88.5	41.504	51.181	92.3	2:08.083 (2)	61.46	0.201	18:01:50.633	
6 -	35.158	90.3	41.771	50.953	94.3	2:07.882 (1)	61.56		18:03:58.515	
7 -	35.003	90.0	42.537	51.021	87.7	2:08.561 (3)	61.24	0.679	18:06:07.076	
8 -	35.077	90.6	42.371	51.297	80.0	2:08.745	61.15	0.863	18:08:15.821	
9 -	36.616	89.8	44.077	51.690	79.8	2:12.383	59.47	4.501	18:10:28.204	
10 -	35.330	87.4	42.603	51.812	87.8	2:09.745	60.68	1.863	18:12:37.949	

P7		26 B		Steve SEAMAN		Brabham BT21				
IDEAL LAP TIME : 2:05.033		BEST LAP TIME : 2:05.862		DIFFERENCE : 0.829						
LAP	SECTOR 1		SECTOR 2		SECTOR 3		LAP TIME	MPH	DIFF	TIME OF DAY
1 -		74.5	41.712	59.877	77.6	2:28.697	52.94	22.835	17:53:15.770	
2 -	36.280	97.9	42.765	53.056	88.3	2:12.101	59.59	6.239	17:55:27.871	
3 -	35.639	97.8	43.683	51.720	89.5	2:11.042	60.08	5.180	17:57:38.913	
4 -	35.051	98.5	42.381	51.470	89.8	2:08.902 (3)	61.07	3.040	17:59:47.815	
5 -	35.042	99.8	42.766	51.164	83.7	2:08.972	61.04	3.110	18:01:56.787	
6 -	34.151	102.7	41.344	50.367	93.0	2:05.862 (1)	62.55		18:04:02.649	
7 -	33.322	101.2	42.671	51.815	88.8	2:07.808 (2)	61.60	1.946	18:06:10.457	
8 -	35.665	92.5	43.700	52.061	88.6	2:11.426	59.90	5.564	18:08:21.883	
9 -	35.100	86.3	46.911	52.522	81.0	2:14.533	58.52	8.671	18:10:36.416	
10 -	36.548	92.0	43.876	53.111	95.8	2:13.535	58.95	7.673	18:12:49.951	

P8		6 B		Leif BOSSON		Brabham BT28				
IDEAL LAP TIME : 2:07.349		BEST LAP TIME : 2:07.984		DIFFERENCE : 0.635						
LAP	SECTOR 1		SECTOR 2		SECTOR 3		LAP TIME	MPH	DIFF	TIME OF DAY
1 -		76.4	42.304	52.118	86.0	2:22.494	55.25	14.510	17:53:09.567	
2 -	36.465	95.8	44.140	52.044	87.4	2:12.649	59.35	4.665	17:55:22.216	
3 -	36.233	97.1	43.601	51.491	88.3	2:11.325	59.95	3.341	17:57:33.541	
4 -	35.566	103.0	41.931	50.900	88.8	2:08.397 (2)	61.31	0.413	17:59:41.938	
5 -	34.994	93.7	42.215	51.227	87.6	2:08.436 (3)	61.30	0.452	18:01:50.374	
6 -	34.763	100.9	42.066	51.155	90.6	2:07.984 (1)	61.51		18:03:58.358	
7 -	34.518	100.7	44.484	52.721	87.0	2:11.723	59.77	3.739	18:06:10.081	
8 -	35.227	102.4	43.260	52.647	87.0	2:11.134	60.03	3.150	18:08:21.215	
9 -	34.932	102.7	46.927	52.557	86.8	2:14.416	58.57	6.432	18:10:35.631	
10 -	36.758	100.9	44.194	53.430	85.3	2:14.382	58.58	6.398	18:12:50.013	

HSCC Historic Formula 3 Championship

RACE 8 - SECTOR ANALYSIS



SECTOR 1 = FL to I1, SECTOR 2 = I1 to I2, SECTOR 3 = I2 to FL, DIFF = Difference To Personal Best Lap, P = Crossed Finish Line in Pit Lane, D = Time Disallowed

P9 44 B Peter HAMILTON						Tecno			
IDEAL LAP TIME : 2:06.417		BEST LAP TIME : 2:07.606		DIFFERENCE : 1.189					
LAP	SECTOR 1	SECTOR 2	SECTOR 3	LAP TIME	MPH	DIFF	TIME OF DAY		
1 -		90.9	42.133	50.980	84.0	2:19.105	56.59	11.499	17:53:06.178
2 -	36.365	93.0	42.496	51.733	84.4	2:10.594	60.28	2.988	17:55:16.772
3 -	37.363	95.1	42.691	52.065	84.6	2:12.119	59.59	4.513	17:57:28.891
4 -	36.215	97.3	41.989	51.973	84.5	2:10.177 (3)	60.48	2.571	17:59:39.068
5 -	36.560	99.2	41.068	51.144	86.7	2:08.772 (2)	61.14	1.166	18:01:47.840
6 -	35.708	99.1	41.650	50.248	86.4	2:07.606 (1)	61.69		18:03:55.446
7 -	35.101	99.7	57.054	54.399	81.6	2:26.554	53.72	18.948	18:06:22.000
8 -	37.775	89.0	44.476	53.782	81.7	2:16.033	57.87	8.427	18:08:38.033
9 -	38.565	77.4	49.387	59.997	76.2	2:27.949	53.21	20.343	18:11:05.982
10 -	38.891	93.9	44.174	53.457	71.4	2:16.522	57.66	8.916	18:13:22.504

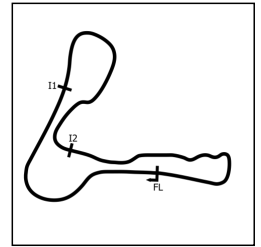
P10 14 B Simon ETHERINGTON						Brabham BT15			
IDEAL LAP TIME : 2:14.337		BEST LAP TIME : 2:14.337		DIFFERENCE : 0.000					
LAP	SECTOR 1	SECTOR 2	SECTOR 3	LAP TIME	MPH	DIFF	TIME OF DAY		
1 -		76.6	45.360	58.594	71.5	2:35.325	50.68	20.988	17:53:22.398
2 -	40.854	79.7	46.779	56.056	80.2	2:23.689	54.79	9.352	17:55:46.087
3 -	39.398	80.6	45.664	54.759	80.4	2:19.821	56.30	5.484	17:58:05.908
4 -	38.795	79.4	44.497	54.607	82.6	2:17.899	57.09	3.562	18:00:23.807
5 -	37.587	81.8	46.454	54.790	81.9	2:18.831	56.71	4.494	18:02:42.638
6 -	36.733	86.0	43.608	53.996	78.9	2:14.337 (1)	58.60		18:04:56.975
7 -	37.061	93.0	43.735	56.271	73.8	2:17.067 (2)	57.44	2.730	18:07:14.042
8 -	38.321	91.4	44.334	54.735	77.0	2:17.390 (3)	57.30	3.053	18:09:31.432
9 -	37.875	92.8	43.980	57.927	81.4	2:19.782	56.32	5.445	18:11:51.214

P11 34 B Gil DUFFY						Brabham BT21B			
IDEAL LAP TIME : 2:13.042		BEST LAP TIME : 2:14.075		DIFFERENCE : 1.033					
LAP	SECTOR 1	SECTOR 2	SECTOR 3	LAP TIME	MPH	DIFF	TIME OF DAY		
1 -		68.7	43.777	1:10.075	79.3	2:43.103	48.27	29.028	17:53:30.176
2 -	37.329	91.0	44.102	54.295	89.8	2:15.726	58.00	1.651	17:55:45.902
3 -	36.078	87.0	44.403	53.604	81.2	2:14.085 (2)	58.71	0.010	17:57:59.987
4 -	38.184	88.1	46.007	56.132	84.3	2:20.323	56.10	6.248	18:00:20.310
5 -	38.363	82.8	48.829	58.152	88.8	2:25.344	54.16	11.269	18:02:45.654
6 -	36.213	81.2	44.427	53.435	90.0	2:14.075 (1)	58.72		18:04:59.729
7 -	35.830	93.5	44.682	55.012	78.1	2:15.524 (3)	58.09	1.449	18:07:15.253
8 -	37.296	93.2	46.689	54.081	87.3	2:18.066	57.02	3.991	18:09:33.319
9 -	36.575	95.1	44.611	57.027	92.0	2:18.213	56.96	4.138	18:11:51.532

P12 24 A Andrew THORPE						Lotus 31			
IDEAL LAP TIME : 2:13.285		BEST LAP TIME : 2:14.235		DIFFERENCE : 0.950					
LAP	SECTOR 1	SECTOR 2	SECTOR 3	LAP TIME	MPH	DIFF	TIME OF DAY		
1 -		67.8	46.746	58.153	78.5	2:38.991	49.51	24.756	17:53:26.064
2 -	39.235	74.5	46.404	55.918	77.4	2:21.557	55.61	7.322	17:55:47.621
3 -	39.115	78.2	45.852	54.890	79.2	2:19.857	56.29	5.622	17:58:07.478
4 -	38.737	78.4	44.909	53.870	87.4	2:17.516 (2)	57.25	3.281	18:00:24.994
5 -	38.044	73.5	45.641	54.538	86.5	2:18.223	56.96	3.988	18:02:43.217
6 -	37.297	82.3	44.502	52.436	88.4	2:14.235 (1)	58.65		18:04:57.452
7 -	37.487	92.0	43.552	56.586	71.4	2:17.625 (3)	57.20	3.390	18:07:15.077
8 -	40.589	77.1	51.345	55.523	79.7	2:27.457	53.39	13.222	18:09:42.534
9 -	38.912	81.4	45.701	1:00.689	86.0	2:25.302	54.18	11.067	18:12:07.836

HSCC Historic Formula 3 Championship

RACE 8 - SECTOR ANALYSIS



SECTOR 1 = FL to I1, SECTOR 2 = I1 to I2, SECTOR 3 = I2 to FL, DIFF = Difference To Personal Best Lap, P = Crossed Finish Line in Pit Lane, D = Time Disallowed

P13 28 B		Jason TIMMS				Brabham BT21			
IDEAL LAP TIME : 2:00.977		BEST LAP TIME : 2:01.377		DIFFERENCE : 0.400					
LAP	SECTOR 1	SECTOR 2	SECTOR 3	LAP TIME	MPH	DIFF	TIME OF DAY		
1 -		100.6	39.819	48.912	91.4	2:08.958	61.05	7.581	17:52:56.031
2 -	34.118	100.0	41.579	49.964	90.5	2:05.661	62.65	4.284	17:55:01.692
3 -	34.161	100.3	42.750	49.983	93.8	2:06.894	62.04	5.517	17:57:08.586
4 -	34.534	91.9	41.266	48.932	94.1	2:04.732	63.12	3.355	17:59:13.318
5 -	33.148	106.8	40.251	49.122	91.9	2:02.521	64.26	1.144	18:01:15.839
6 -	33.177	108.9	39.934	49.270	93.5	2:02.381 (3)	64.33	1.004	18:03:18.220
7 -	33.134	108.9	39.781	49.131	93.4	2:02.046 (2)	64.51	0.669	18:05:20.266
8 -	32.979	109.8	39.865	48.533	94.2	2:01.377 (1)	64.86		18:07:21.643

P14 61 B		Andy JARVIS				March 703			
IDEAL LAP TIME : 2:00.868		BEST LAP TIME : 2:01.195		DIFFERENCE : 0.327					
LAP	SECTOR 1	SECTOR 2	SECTOR 3	LAP TIME	MPH	DIFF	TIME OF DAY		
1 -		83.1	43.100	50.529	88.7	2:16.808	57.54	15.613	17:53:03.881
2 -	33.532	99.7	41.428	50.341	89.9	2:05.301	62.83	4.106	17:55:09.182
3 -	33.468	94.6	41.645	49.596	91.4	2:04.709	63.13	3.514	17:57:13.891
4 -	32.884	96.0	40.801	49.990	89.5	2:03.675	63.66	2.480	17:59:17.566
5 -	32.280	98.9	40.262	48.768	91.4	2:01.310 (2)	64.90	0.115	18:01:18.876
6 -	32.398	102.9	40.107	49.072	91.1	2:01.577 (3)	64.75	0.382	18:03:20.453
7 -	32.549	100.9	39.902	50.032	89.8	2:02.483	64.27	1.288	18:05:22.936
8 -	32.198	103.5	40.136	48.861	92.3	2:01.195 (1)	64.96		18:07:24.131

HSCC Historic Formula 3 Championship

RACE 8 - BEST SECTORS

SECTOR 1			SECTOR 2			SECTOR 3			IDEAL / BEST COMPARISON						
POS	NO	NAME	TIME	NO	NAME	TIME	NO	NAME	TIME	POS	NO	NAME	IDEAL	BEST	DIFF
													PERFECT LAP	1:49.910	
1	8	HARRISON	29.376	8	HARRISON	36.323	8	HARRISON	44.211	1	8	HARRISON	1:49.910	1:50.709	0.799
2	75	DE LA ROCHE	30.322	75	DE LA ROCHE	37.526	75	DE LA ROCHE	45.510	2	75	DE LA ROCHE	1:53.358	1:54.029	0.671
3	33	WISE	31.490	33	WISE	38.858	1	ARMER	47.535	3	33	WISE	1:58.166	1:58.937	0.771
4	61	JARVIS	32.198	1	ARMER	39.635	33	WISE	47.818	4	1	ARMER	1:59.497	2:00.067	0.570
5	1	ARMER	32.327	28	TIMMS	39.781	53	SHARP	48.052	5	53	SHARP	2:00.441	2:01.218	0.777
6	53	SHARP	32.545	53	SHARP	39.844	28	TIMMS	48.533	6	61	JARVIS	2:00.868	2:01.195	0.327
7	28	TIMMS	32.663	61	JARVIS	39.902	61	JARVIS	48.768	7	28	TIMMS	2:00.977	2:01.377	0.400
8	26	SEAMAN	33.322	44	HAMILTON	41.068	44	HAMILTON	50.248	8	26	SEAMAN	2:05.033	2:05.862	0.829
9	6	BOSSON	34.518	26	SEAMAN	41.344	26	SEAMAN	50.367	9	44	HAMILTON	2:06.417	2:07.606	1.189
10	16	LINSTONE	35.003	16	LINSTONE	41.504	16	LINSTONE	50.652	10	16	LINSTONE	2:07.159	2:07.882	0.723
11	44	HAMILTON	35.101	6	BOSSON	41.931	6	BOSSON	50.900	11	6	BOSSON	2:07.349	2:07.984	0.635
12	34	DUFFY	35.830	24	THORPE	43.552	24	THORPE	52.436	12	34	DUFFY	2:13.042	2:14.075	1.033
13	14	ETHERINGTON	36.733	14	ETHERINGTON	43.608	34	DUFFY	53.435	13	24	THORPE	2:13.285	2:14.235	0.950
14	24	THORPE	37.297	34	DUFFY	43.777	14	ETHERINGTON	53.996	14	14	ETHERINGTON	2:14.337	2:14.337	0.000

HSCC Historic Formula 3 Championship

RACE 8 - BEST SPEEDS

POS	INTERMEDIATE 1			INTERMEDIATE 2			FINISH LINE		
	NO	NAME	MPH	NO	NAME	MPH	NO	NAME	MPH
1	8	HARRISON	111.1				8	HARRISON	98.6
2	28	TIMMS	110.5				75	DE LA ROCHE	97.5
3	75	DE LA ROCHE	108.7				26	SEAMAN	95.8
4	53	SHARP	106.1				16	LINSTONE	94.3
5	33	WISE	105.5				28	TIMMS	94.2
6	1	ARMER	105.3				33	WISE	94.1
7	61	JARVIS	103.5				53	SHARP	93.4
8	6	BOSSON	103.0				1	ARMER	92.8
9	26	SEAMAN	102.7				61	JARVIS	92.3
10	44	HAMILTON	99.7				34	DUFFY	92.0
11	34	DUFFY	95.1				6	BOSSON	90.6
12	14	ETHERINGTON	93.0				24	THORPE	88.4
13	24	THORPE	92.0				44	HAMILTON	86.7
14	16	LINSTONE	90.6				14	ETHERINGTON	82.6
15									

HSCC Historic Formula 3 Championship

RACE 8 - STATISTICS

Competitors Started	14
Planned Start	2023-05-06 @ 17:37:00.000
Actual Start	2023-05-06 @ 17:50:47.072
Finish Time	2023-05-06 @ 18:11:48.081
Track Length	2.1869mi.
Total Laps	138
Total Distance Covered	301.8059mi.

Session Fastest Lap History

NO	CL	NAME	LAP TIME	TIME OF DAY	LAP	VEHICLE
75	INV	Peter DE LA ROCHE	2:05.302	17:52:52.392	1	Alexis Mk17
75	INV	Peter DE LA ROCHE	1:56.834	17:54:49.225	2	Alexis Mk17
8	B	Samuel HARRISON	1:56.162	17:54:56.319	2	Brabham BT21 B
75	INV	Peter DE LA ROCHE	1:55.186	17:56:44.412	3	Alexis Mk17
8	B	Samuel HARRISON	1:51.713	17:56:48.032	3	Brabham BT21 B
8	B	Samuel HARRISON	1:51.223	17:58:39.255	4	Brabham BT21 B
8	B	Samuel HARRISON	1:50.928	18:00:30.182	5	Brabham BT21 B
8	B	Samuel HARRISON	1:50.851	18:02:21.034	6	Brabham BT21 B
8	B	Samuel HARRISON	1:50.709	18:07:57.191	9	Brabham BT21 B

Session Leader History

NO	CL	NAME	FROM LAP	LAPS LED	DISTANCE	VEHICLE
75	INV	Peter DE LA ROCHE	1	4	8.74 miles	Alexis Mk17
8	B	Samuel HARRISON	5	7	15.30 miles	Brabham BT21 B

Flag History

TYPE	TIME OF DAY
GREEN	17:50:47.072
FINISH	18:11:48.081

Flag Statistics

TYPE	COUNT	TOTAL LAPS	TOTAL TIME
Green	1	11	23:05.124
Red	0	0	0.000
Safety Car	0	0	0.000
FCY	0	0	0.000

HSCC Historic Formula 3 Championship

RACE 8 - STATISTICS

CLASS : B

12 Starters

Fastest Lap History

NO	NAME	LAP TIME	TIME OF DAY	LAP	VEHICLE
28	Jason TIMMS	2:08.958	17:52:56.058	1	Brabham BT21
8	Samuel HARRISON	1:56.162	17:54:56.319	2	Brabham BT21 B
8	Samuel HARRISON	1:51.713	17:56:48.032	3	Brabham BT21 B
8	Samuel HARRISON	1:51.223	17:58:39.255	4	Brabham BT21 B
8	Samuel HARRISON	1:50.928	18:00:30.182	5	Brabham BT21 B
8	Samuel HARRISON	1:50.851	18:02:21.034	6	Brabham BT21 B
8	Samuel HARRISON	1:50.709	18:07:57.191	9	Brabham BT21 B

Leader History

NO	NAME	FROM LAP	LAPS LED	DISTANCE	VEHICLE
28	Jason TIMMS	1	1	2.18 miles	Brabham BT21
8	Samuel HARRISON	2	10	21.86 miles	Brabham BT21 B

HSCC Historic Formula 3 Championship

RACE 8 - STATISTICS

CLASS : A

1 Starters

Fastest Lap History

NO	NAME	LAP TIME	TIME OF DAY	LAP	VEHICLE
24	Andrew THORPE	2:38.991	17:53:26.086	1	Lotus 31
24	Andrew THORPE	2:21.557	17:55:47.644	2	Lotus 31
24	Andrew THORPE	2:19.857	17:58:07.499	3	Lotus 31
24	Andrew THORPE	2:17.516	18:00:25.014	4	Lotus 31
24	Andrew THORPE	2:14.235	18:04:57.472	6	Lotus 31

Leader History

NO	NAME	FROM LAP	LAPS LED	DISTANCE	VEHICLE
24	Andrew THORPE	1	9	19.68 miles	Lotus 31

HSCC Historic Formula 3 Championship

RACE 8 - STATISTICS

CLASS : INV

1 Starters

Fastest Lap History

NO	NAME	LAP TIME	TIME OF DAY	LAP	VEHICLE
75	Peter DE LA ROCHE	2:05.302	17:52:52.392	1	Alexis Mk17
75	Peter DE LA ROCHE	1:56.834	17:54:49.225	2	Alexis Mk17
75	Peter DE LA ROCHE	1:55.186	17:56:44.412	3	Alexis Mk17
75	Peter DE LA ROCHE	1:54.134	17:58:38.546	4	Alexis Mk17
75	Peter DE LA ROCHE	1:54.029	18:00:32.575	5	Alexis Mk17

Leader History


NO	NAME	FROM LAP	LAPS LED	DISTANCE	VEHICLE
75	Peter DE LA ROCHE	1	11	24.05 miles	Alexis Mk17



HSCC Historic Formula 3 Championship

RACE 18 - GRID (20 minutes)

ROW 8	16	5 Steve NICHOLS		15	45 Sam HAMILTON
		2:14.337			
ROW 7	14	14 Simon ETHERINGTON		13	24 Andrew THORPE
		2:14.075			2:14.235
ROW 6	12	34 Gil DUFFY		11	6 Leif BOSSON
		2:07.882			2:07.984
ROW 5	10	16 Mark LINSTONE		9	44 Peter HAMILTON
		2:05.862			2:07.606
ROW 4	8	26 Steve SEAMAN		7	28 Jason TIMMS
		2:01.218			2:01.377
ROW 3	6	53 Josh SHARP		5	61 Andy JARVIS
		2:00.067			2:01.195
ROW 2	4	1 Simon ARMER		3	33 Richard WISE
		1:54.029			1:58.937
ROW 1	2	75 Peter DE LA ROCHE		1	8 Samuel HARRISON
					1:50.709
					Pole



Cadwell Park: 2.1869 miles

These results are provisional until the conclusion of any judicial and technical matters.

Clerk Of Course : Julian Floyd

Stewards :

Timekeeper : Nick Palmer



HSCC Historic Formula 3 Championship

RACE 18 - CLASSIFICATION

POS	NO	CL	PIC NAME	ENTRY	LAPS	TIME	GAP	DIFF	MPH	BEST	ON
1	8	B	1 Samuel HARRISON	Brabham BT21 B	13	20:47.258			82.06	1:32.852	2
2	75	INV	1 Peter DE LA ROCHE	Alexis Mk17	13	20:54.667	7.409	7.409	81.57	1:34.232	11
3	28	B	2 Jason TIMMS	Brabham BT21	13	21:34.942	47.684	40.275	79.03	1:37.056	4
4	1	B	3 Simon ARMER	March 703	13	21:38.906	51.648	3.964	78.79	1:37.979	10
5	53	B	4 Josh SHARP	Chevron B17	13	22:07.237	1:19.979	28.331	77.11	1:40.305	6
6	33	B	5 Richard WISE	Tecno F3	13	22:12.299	1:25.041	5.062	76.82	1:40.413	5
7	44	B	6 Peter HAMILTON	Tecno	13	22:27.418	1:40.160	15.119	75.96	1:40.587	4
8	16	B	7 Mark LINSTONE	Brabham BT21	13	22:28.524	1:41.266	1.106	75.89	1:41.583	10
9	26	B	8 Steve SEAMAN	Brabham BT21	12	20:54.009	1 Lap	1 Lap	75.34	1:41.047	8
10	6	B	9 Leif BOSSON	Brabham BT28	12	21:39.092	1 Lap	45.083	72.72	1:41.828	5
11	34	B	10 Gil DUFFY	Brabham BT21B	12	22:01.290	1 Lap	22.198	71.50	1:47.668	9
12	14	B	11 Simon ETHERINGTON	Brabham BT15	12	22:21.971	1 Lap	20.681	70.40	1:48.385	9
13	24	A	1 Andrew THORPE	Lotus 31	11	20:53.417	2 Laps	1 Lap	69.09	1:51.260	10
14	5	B	12 Steve NICHOLS	Chevron B17	11	21:30.272	2 Laps	36.855	67.12	1:43.918	7

NOT CLASSIFIED

DNF	45	INV	Sam HAMILTON	Lotus 51	6	11:46.448	7 Laps	5 Laps	66.86	1:55.203	3
-----	----	-----	--------------	----------	---	-----------	--------	--------	-------	----------	---

NOT STARTED

NS	61	B	Andy JARVIS	March 703							
----	----	---	-------------	-----------	--	--	--	--	--	--	--

FASTEST LAP

8	B	Samuel HARRISON	Brabham BT21 B	2	1:32.852	84.79 mph	136.46 kph
75	INV	Peter DE LA ROCHE	Alexis Mk17	11	1:34.232	83.55 mph	134.46 kph
24	A	Andrew THORPE	Lotus 31	10	1:51.260	70.76 mph	113.88 kph

Weather / Track : Bright / Dry

These results are provisional until the conclusion of any judicial and technical matters.

Race Distance: 13 Laps / 28.43 miles

Cadwell Park: 2.1869 miles

Date: 07/05/2023 Start: 15:48 Finish: 16:09

Clerk Of Course : Julian Floyd

Stewards :

Timekeeper : Nick Palmer

HSCC Historic Formula 3 Championship

RACE 18 - LAP CHART

LAP 1 @ 15:50:06.615			LAP 2 @ 15:51:39.467			LAP 3 @ 15:53:13.267			LAP 4 @ 15:54:47.803			LAP 5 @ 15:56:22.417		
NO	BEHIND	LAP TIME	NO	BEHIND	LAP TIME	NO	BEHIND	LAP TIME	NO	BEHIND	LAP TIME	NO	BEHIND	LAP TIME
8		1:41.447	8		1:32.852	8		1:33.800	8		1:34.536	8		1:34.614
75	2.317	1:43.764	75	5.293	1:35.828	75	6.817	1:35.324	75	8.276	1:35.995	75	9.455	1:35.793
1	4.631	1:46.078	28	9.848	1:37.404	28	13.932	1:37.884	28	16.452	1:37.056	28	19.487	1:37.649
28	5.296	1:46.743	1	12.095	1:40.316	1	18.296	1:40.001	1	23.252	1:39.492	1	28.257	1:39.619
53	8.245	1:49.692	53	16.977	1:41.584	53	24.511	1:41.334	53	31.092	1:41.117	53	37.886	1:41.408
33	10.246	1:51.693	33	18.781	1:41.387	33	27.507	1:42.526	33	34.318	1:41.347	33	40.117	1:40.413
16	11.147	1:52.594	16	22.007	1:43.712	44	30.145	1:41.779	44	36.196	1:40.587	44	43.740	1:42.158
44	11.413	1:52.860	44	22.166	1:43.605	16	31.700	1:43.493	16	39.960	1:42.796	16	47.828	1:42.482
6	13.390	1:54.837	6	23.549	1:43.011	6	32.768	1:43.019	6	41.188	1:42.956	6	48.402	1:41.828
34	15.488	1:56.935	26	26.220	1:43.446	26	36.095	1:43.675	26	45.071	1:43.512	26	54.128	1:43.671
26	15.626	1:57.073	34	30.388	1:47.752	34	46.904	1:50.316	34	1:02.980	1:50.612	34	1:19.703	1:51.337
5	16.627	1:58.074	14	45.387	1:55.775	14	1:03.712	1:52.125	14	1:20.581	1:51.405	14	1:36.087	1:50.120
14	22.464	2:03.911	24	45.848	1:55.763	24	1:04.179	1:52.131	24	1:20.988	1:51.345			
24	22.937	2:04.384	45	48.402	1:56.195	45	1:09.805	1:55.203	5	1:28.288	1:46.271			
45	25.059	2:06.506	5	1:00.764	2:16.989	5	1:16.553	1:49.589	45	1:30.682	1:55.413			

HSCC Historic Formula 3 Championship

RACE 18 - LAP CHART

LAP 6 @ 15:57:59.599			LAP 7 @ 15:59:35.404			LAP 8 @ 16:01:10.519			LAP 9 @ 16:02:45.756			LAP 10 @ 16:04:21.338		
NO	BEHIND	LAP TIME	NO	BEHIND	LAP TIME	NO	BEHIND	LAP TIME	NO	BEHIND	LAP TIME	NO	BEHIND	LAP TIME
8		1:37.182	8		1:35.805	8		1:35.115	8		1:35.237	8		1:35.582
24	1 Lap	1:52.151	5	1 Lap	1:45.012	75	11.027	1:35.058	75	10.532	1:34.742	75	10.547	1:35.597
5	1 Lap	1:45.349	75	11.084	1:38.806	34	1 Lap	1:49.231	34	1 Lap	1:49.298	6	1 Lap	2:16.282
75	8.083	1:35.810	14	1 Lap	1:52.091	5	1 Lap	1:43.918	28	35.260	1:40.908	34	1 Lap	1:47.668
45	1 Lap	1:56.825	24	1 Lap	1:53.154	28	29.589	1:40.668	1	42.826	1:40.828	28	39.541	1:39.863
28	19.931	1:37.626	28	24.036	1:39.910	14	1 Lap	1:49.909	14	1 Lap	1:51.279	1	45.223	1:37.979
1	29.885	1:38.810	1	34.162	1:40.082	24	1 Lap	1:51.906	24	1 Lap	1:55.705	14	1 Lap	1:48.385
53	41.009	1:40.305	45	1 Lap	1:56.306	1	37.235	1:38.188	53	57.639	1:41.335	53	1:03.301	1:41.244
33	43.381	1:40.446	53	45.665	1:40.461	53	51.541	1:40.991	33	1:02.622	1:42.531	33	1:09.452	1:42.412
44	48.314	1:41.756	33	48.532	1:40.956	33	55.328	1:41.911	44	1:15.061	1:45.916	24	1 Lap	1:51.784
6	53.857	1:42.637	44	55.846	1:43.337	44	1:04.382	1:43.651	16	1:18.753	1:44.368	44	1:24.400	1:44.921
16	54.120	1:43.474	6	1:01.363	1:43.311	6	1:09.300	1:43.052	26	1:23.653	1:45.566	16	1:24.754	1:41.583
26	1:00.988	1:44.042	16	1:01.533	1:43.218	16	1:09.622	1:43.204	5	1 Lap	2:40.101	26	1:29.955	1:41.884
34	1:32.738	1:50.217	26	1:07.392	1:42.209	26	1:13.324	1:41.047						

HSCC Historic Formula 3 Championship

RACE 18 - LAP CHART

LAP 11 @ 16:05:57.474			LAP 12 @ 16:07:33.093			LAP 13 @ 16:09:12.426		
NO	BEHIND	LAP TIME	NO	BEHIND	LAP TIME	NO	BEHIND	LAP TIME
8		1:36.136	8		1:35.619	8		1:39.333
5	2 Laps	1:53.557	75	8.787	1:35.763	24	2 Laps	1:53.834
75	8.643	1:34.232	5	2 Laps	1:55.874	26	1 Lap	1:46.224
6	1 Lap	1:47.667	6	1 Lap	1:47.041	75	7.409	1:37.955
28	42.126	1:38.721	28	46.017	1:39.510	5	2 Laps	1:55.538
1	49.799	1:40.712	1	52.340	1:38.160	28	47.684	1:41.000
34	1 Lap	1:50.180	34	1 Lap	1:48.569	1	51.648	1:38.641
53	1:07.861	1:40.696	53	1:13.757	1:41.515	6	1 Lap	1:53.451
14	1 Lap	1:49.282	33	1:22.129	1:41.854	34	1 Lap	1:49.175
33	1:15.894	1:42.578	14	1 Lap	1:48.661	53	1:19.979	1:45.555
24	1 Lap	1:51.260	44	1:36.351	1:42.541	33	1:25.041	1:42.245
44	1:29.429	1:41.165	16	1:38.244	1:42.545	14	1 Lap	1:49.028
16	1:31.318	1:42.700				44	1:40.160	1:43.142
26	1:35.479	1:41.660				16	1:41.266	1:42.355

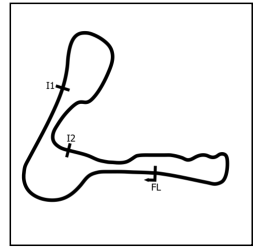
HSCC Historic Formula 3 Championship

RACE 18 - POSITION CHART

No	Name	Lap													
		Pos	1	2	3	4	5	6	7	8	9	10	11	12	13
8	HARRISON	1	8	8	8	8	8	8	8	8	8	8	8	8	8
75	DE LA ROCHE	2	75	75	75	75	75	75	75	75	75	75	75	75	75
33	WISE	3	1	28	28	28	28	28	28	28	28	28	28	28	28
1	ARMER	4	28	1	1	1	1	1	1	1	1	1	1	1	1
61	JARVIS	5	53	53	53	53	53	53	53	53	53	53	53	53	53
53	SHARP	6	33	33	33	33	33	33	33	33	33	33	33	33	33
28	TIMMS	7	16	16	44	44	44	44	44	44	44	44	44	44	44
26	SEAMAN	8	44	44	16	16	16	6	6	6	16	16	16	16	16
44	HAMILTON	9	6	6	6	6	6	16	16	16	26	26	26	26	26
16	LINSTONE	10	34	26	26	26	26	26	26	26	6	6	6	6	6
6	BOSSON	11	26	34	34	34	34	34	34	34	34	34	34	34	34
34	DUFFY	12	5	14	14	14	14	5	5	14	14	14	14	14	14
24	THORPE	13	14	24	24	24	24	14	14	24	24	24	24	24	24
14	ETHERINGTON	14	24	45	45	5	5	24	24	5	5	5	5	5	5
45	HAMILTON	15	45	5	5	45	45	45	45	45	45	45	45	45	45
5	NICHOLS	16													

HSCC Historic Formula 3 Championship

RACE 18 - SECTOR ANALYSIS



SECTOR 1 = FL to I1, SECTOR 2 = I1 to I2, SECTOR 3 = I2 to FL, DIFF = Difference To Personal Best Lap, P = Crossed Finish Line in Pit Lane, D = Time Disallowed

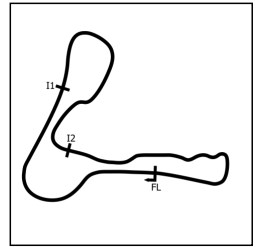
P1		8 B		Samuel HARRISON		Brabham BT21 B			
IDEAL LAP TIME : 1:32.763		BEST LAP TIME : 1:32.852		DIFFERENCE : 0.089					
LAP	SECTOR 1	SECTOR 2	SECTOR 3	LAP TIME	MPH	DIFF	TIME OF DAY		
1 -		109.2	30.365	37.708	100.7	1:41.447	77.60	8.595	15:50:06.615
2 -	26.002	112.2	29.588	37.262	101.3	1:32.852 (1)	84.79		15:51:39.467
3 -	25.913	111.8	29.688	38.199	99.4	1:33.800 (2)	83.93	0.948	15:53:13.267
4 -	26.275	110.0	29.982	38.279	99.8	1:34.536 (3)	83.28	1.684	15:54:47.803
5 -	26.191	110.1	30.153	38.270	101.0	1:34.614	83.21	1.762	15:56:22.417
6 -	27.518	110.1	29.830	39.834	101.0	1:37.182	81.01	4.330	15:57:59.599
7 -	27.665	109.6	30.013	38.127	99.5	1:35.805	82.17	2.953	15:59:35.404
8 -	26.792	107.8	30.101	38.222	97.4	1:35.115	82.77	2.263	16:01:10.519
9 -	26.488	109.4	30.071	38.678	96.0	1:35.237	82.66	2.385	16:02:45.756
10 -	26.643	108.7	30.470	38.469	99.7	1:35.582	82.37	2.730	16:04:21.338
11 -	26.487	109.2	30.933	38.716	98.2	1:36.136	81.89	3.284	16:05:57.474
12 -	26.356	110.1	30.254	39.009	100.0	1:35.619	82.33	2.767	16:07:33.093
13 -	26.284	110.3	30.840	42.209	90.8	1:39.333	79.26	6.481	16:09:12.426

P2		75 INV		Peter DE LA ROCHE		Alexis Mk17			
IDEAL LAP TIME : 1:34.150		BEST LAP TIME : 1:34.232		DIFFERENCE : 0.082					
LAP	SECTOR 1	SECTOR 2	SECTOR 3	LAP TIME	MPH	DIFF	TIME OF DAY		
1 -		111.8	31.683	38.783	101.9	1:43.764	75.87	9.532	15:50:08.932
2 -	26.269	113.3	30.908	38.651	102.2	1:35.828	82.15	1.596	15:51:44.760
3 -	26.370	112.2	30.745	38.209	101.8	1:35.324	82.59	1.092	15:53:20.084
4 -	26.347	112.5	30.933	38.715	101.9	1:35.995	82.01	1.763	15:54:56.079
5 -	26.160	112.2	31.025	38.608	101.8	1:35.793	82.18	1.561	15:56:31.872
6 -	26.286	112.0	31.178	38.346	101.6	1:35.810	82.17	1.578	15:58:07.682
7 -	26.002	113.9	31.032	41.772	102.4	1:38.806	79.68	4.574	15:59:46.488
8 -	25.998	111.8	30.794	38.266	102.2	1:35.058 (3)	82.82	0.826	16:01:21.546
9 -	26.061	111.8	30.546	38.135	101.8	1:34.742 (2)	83.10	0.510	16:02:56.288
10 -	26.047	111.1	30.822	38.728	101.6	1:35.597	82.35	1.365	16:04:31.885
11 -	26.033	112.4	30.318	37.881	102.1	1:34.232 (1)	83.55		16:06:06.117
12 -	27.255	111.8	30.334	38.174	102.2	1:35.763	82.21	1.531	16:07:41.880
13 -	25.951	113.9	30.412	41.592	73.5	1:37.955	80.37	3.723	16:09:19.835

P3		28 B		Jason TIMMS		Brabham BT21			
IDEAL LAP TIME : 1:36.685		BEST LAP TIME : 1:37.056		DIFFERENCE : 0.371					
LAP	SECTOR 1	SECTOR 2	SECTOR 3	LAP TIME	MPH	DIFF	TIME OF DAY		
1 -		116.9	31.679	39.685	102.7	1:46.743	73.75	9.687	15:50:11.911
2 -	26.695	117.7	31.940	38.769	102.6	1:37.404 (2)	80.83	0.348	15:51:49.315
3 -	27.239	114.5	31.717	38.928	102.1	1:37.884	80.43	0.828	15:53:27.199
4 -	26.979	114.5	31.492	38.585	102.4	1:37.056 (1)	81.12		15:55:04.255
5 -	27.248	113.9	31.405	38.996	102.2	1:37.649	80.62	0.593	15:56:41.904
6 -	27.091	113.7	31.433	39.102	101.8	1:37.626 (3)	80.64	0.570	15:58:19.530
7 -	27.659	112.2	32.157	40.094	101.5	1:39.910	78.80	2.854	15:59:59.440
8 -	27.543	113.9	32.235	40.890	102.4	1:40.668	78.20	3.612	16:01:40.108
9 -	27.290	112.9	33.422	40.196	100.7	1:40.908	78.02	3.852	16:03:21.016
10 -	27.723	112.2	32.318	39.822	102.4	1:39.863	78.84	2.807	16:05:00.879
11 -	27.173	113.1	31.948	39.600	102.1	1:38.721	79.75	1.665	16:06:39.600
12 -	27.362	113.9	31.774	40.374	101.8	1:39.510	79.11	2.454	16:08:19.110
13 -	27.535	108.4	32.464	41.001	100.0	1:41.000	77.95	3.944	16:10:00.110

HSCC Historic Formula 3 Championship

RACE 18 - SECTOR ANALYSIS



SECTOR 1 = FL to I1, SECTOR 2 = I1 to I2, SECTOR 3 = I2 to FL, DIFF = Difference To Personal Best Lap, P = Crossed Finish Line in Pit Lane, D = Time Disallowed

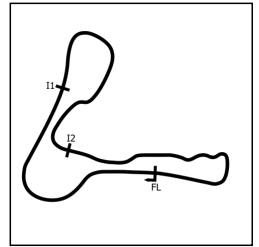
P4		1 B		Simon ARMER		March 703			
IDEAL LAP TIME : 1:37.849		BEST LAP TIME : 1:37.979		DIFFERENCE : 0.130					
LAP	SECTOR 1	SECTOR 2	SECTOR 3	LAP TIME	MPH	DIFF	TIME OF DAY		
1 -		109.6	31.870	39.704	97.4	1:46.078	74.22	8.099	15:50:11.246
2 -	27.194	107.8	32.877	40.245	97.5	1:40.316	78.48	2.337	15:51:51.562
3 -	27.444	109.2	32.152	40.405	95.4	1:40.001	78.73	2.022	15:53:31.563
4 -	27.720	107.8	32.062	39.710	96.5	1:39.492	79.13	1.513	15:55:11.055
5 -	27.435	105.8	31.960	40.224	97.5	1:39.619	79.03	1.640	15:56:50.674
6 -	27.518	107.3	31.776	39.516	98.6	1:38.810	79.68	0.831	15:58:29.484
7 -	27.343	107.8	31.862	40.877	96.9	1:40.082	78.66	2.103	16:00:09.566
8 -	27.353	107.8	31.322	39.513	98.6	1:38.188 (3)	80.18	0.209	16:01:47.754
9 -	28.310	107.7	32.405	40.113	97.2	1:40.828	78.08	2.849	16:03:28.582
10 -	27.310	107.5	31.336	39.333	98.9	1:37.979 (1)	80.35		16:05:06.561
11 -	27.227	108.2	31.335	42.150	97.9	1:40.712	78.17	2.733	16:06:47.273
12 -	27.240	108.5	31.340	39.580	97.6	1:38.160 (2)	80.20	0.181	16:08:25.433
13 -	27.317	108.4	31.464	39.860	98.5	1:38.641	79.81	0.662	16:10:04.074

P5		53 B		Josh SHARP		Chevron B17			
IDEAL LAP TIME : 1:39.806		BEST LAP TIME : 1:40.305		DIFFERENCE : 0.499					
LAP	SECTOR 1	SECTOR 2	SECTOR 3	LAP TIME	MPH	DIFF	TIME OF DAY		
1 -		110.3	32.799	41.344	98.1	1:49.692	71.77	9.387	15:50:14.860
2 -	27.749	109.8	32.959	40.876	97.5	1:41.584	77.50	1.279	15:51:56.444
3 -	27.724	109.6	32.313	41.297	96.8	1:41.334	77.69	1.029	15:53:37.778
4 -	27.929	109.2	32.055	41.133	98.3	1:41.117	77.86	0.812	15:55:18.895
5 -	28.032	109.4	32.875	40.501	97.9	1:41.408	77.63	1.103	15:57:00.303
6 -	27.776	108.7	32.338	40.191	96.6	1:40.305 (1)	78.49		15:58:40.608
7 -	27.943	108.0	32.266	40.252	97.5	1:40.461 (2)	78.37	0.156	16:00:21.069
8 -	27.808	108.9	33.145	40.038	97.9	1:40.991	77.95	0.686	16:02:02.060
9 -	27.723	108.2	33.189	40.423	98.3	1:41.335	77.69	1.030	16:03:43.395
10 -	28.199	107.8	32.480	40.565	98.2	1:41.244	77.76	0.939	16:05:24.639
11 -	27.713	109.4	32.586	40.397	97.6	1:40.696 (3)	78.18	0.391	16:07:05.335
12 -	27.898	108.0	32.648	40.969	96.6	1:41.515	77.55	1.210	16:08:46.850
13 -	28.334	108.2	32.738	44.483	72.4	1:45.555	74.58	5.250	16:10:32.405

P6		33 B		Richard WISE		Tecno F3			
IDEAL LAP TIME : 1:40.197		BEST LAP TIME : 1:40.413		DIFFERENCE : 0.216					
LAP	SECTOR 1	SECTOR 2	SECTOR 3	LAP TIME	MPH	DIFF	TIME OF DAY		
1 -		110.1	33.785	41.579	97.8	1:51.693	70.48	11.280	15:50:16.861
2 -	27.406	109.8	32.608	41.373	97.9	1:41.387	77.65	0.974	15:51:58.248
3 -	27.754	106.3	33.105	41.667	94.9	1:42.526	76.79	2.113	15:53:40.774
4 -	27.902	105.8	32.332	41.113	97.5	1:41.347	77.68	0.934	15:55:22.121
5 -	27.367	108.5	32.203	40.843	98.2	1:40.413 (1)	78.40		15:57:02.534
6 -	27.487	108.5	31.987	40.972	98.6	1:40.446 (2)	78.38	0.033	15:58:42.980
7 -	27.376	108.0	32.503	41.077	98.1	1:40.956 (3)	77.98	0.543	16:00:23.936
8 -	27.469	107.3	32.981	41.461	97.9	1:41.911	77.25	1.498	16:02:05.847
9 -	27.674	107.3	33.481	41.376	98.1	1:42.531	76.78	2.118	16:03:48.378
10 -	27.472	107.0	33.311	41.629	96.9	1:42.412	76.87	1.999	16:05:30.790
11 -	27.770	107.2	33.043	41.765	95.1	1:42.578	76.75	2.165	16:07:13.368
12 -	27.482	109.4	33.030	41.342	97.6	1:41.854	77.29	1.441	16:08:55.222
13 -	27.637	107.2	32.674	41.934	95.1	1:42.245	77.00	1.832	16:10:37.467

HSCC Historic Formula 3 Championship

RACE 18 - SECTOR ANALYSIS



SECTOR 1 = FL to I1, SECTOR 2 = I1 to I2, SECTOR 3 = I2 to FL, DIFF = Difference To Personal Best Lap, P = Crossed Finish Line in Pit Lane, D = Time Disallowed

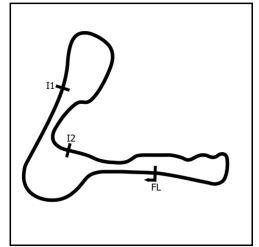
P7		44 B		Peter HAMILTON		Tecno			
IDEAL LAP TIME : 1:40.465		BEST LAP TIME : 1:40.587		DIFFERENCE : 0.122					
LAP	SECTOR 1	SECTOR 2	SECTOR 3	LAP TIME	MPH	DIFF	TIME OF DAY		
1 -		110.0	33.615	41.102	102.6	1:52.860	69.76	12.273	15:50:18.028
2 -	28.688	111.8	33.158	41.759	101.5	1:43.605	75.99	3.018	15:52:01.633
3 -	28.445	108.5	32.640	40.694	99.8	1:41.779	77.35	1.192	15:53:43.412
4 -	28.202	109.4	32.299	40.086	99.2	1:40.587 (1)	78.27		15:55:23.999
5 -	28.336	108.2	32.803	41.019	98.8	1:42.158	77.06	1.571	15:57:06.157
6 -	28.349	107.3	32.579	40.828	99.1	1:41.756 (3)	77.37	1.169	15:58:47.913
7 -	29.051	106.8	33.226	41.060	98.1	1:43.337	76.18	2.750	16:00:31.250
8 -	28.697	107.0	33.238	41.716	98.9	1:43.651	75.95	3.064	16:02:14.901
9 -	29.012	95.0	35.665	41.239	93.8	1:45.916	74.33	5.329	16:04:00.817
10 -	30.723	104.0	33.450	40.748	99.1	1:44.921	75.03	4.334	16:05:45.738
11 -	28.080	107.0	32.651	40.434	100.3	1:41.165 (2)	77.82	0.578	16:07:26.903
12 -	28.468	106.8	32.737	41.336	98.5	1:42.541	76.78	1.954	16:09:09.444
13 -	28.667	107.2	33.224	41.251	94.7	1:43.142	76.33	2.555	16:10:52.586

P8		16 B		Mark LINSTONE		Brabham BT21			
IDEAL LAP TIME : 1:41.233		BEST LAP TIME : 1:41.583		DIFFERENCE : 0.350					
LAP	SECTOR 1	SECTOR 2	SECTOR 3	LAP TIME	MPH	DIFF	TIME OF DAY		
1 -		110.9	33.515	41.844	99.1	1:52.594	69.92	11.011	15:50:17.762
2 -	28.634	110.1	33.297	41.781	98.2	1:43.712	75.91	2.129	15:52:01.474
3 -	29.171	110.7	33.115	41.207	99.4	1:43.493	76.07	1.910	15:53:44.967
4 -	28.847	108.9	32.820	41.129	99.1	1:42.796	76.59	1.213	15:55:27.763
5 -	28.507	109.1	32.731	41.244	98.2	1:42.482 (3)	76.82	0.899	15:57:10.245
6 -	28.425	108.5	34.106	40.943	101.3	1:43.474	76.08	1.891	15:58:53.719
7 -	28.148	108.5	33.864	41.206	101.8	1:43.218	76.27	1.635	16:00:36.937
8 -	28.971	107.8	33.316	40.917	101.2	1:43.204	76.28	1.621	16:02:20.141
9 -	28.247	111.8	35.413	40.708	98.5	1:44.368	75.43	2.785	16:04:04.509
10 -	28.219	108.5	32.560	40.804	101.3	1:41.583 (1)	77.50		16:05:46.092
11 -	27.965	108.0	33.699	41.036	99.5	1:42.700	76.66	1.117	16:07:28.792
12 -	28.318	108.5	32.910	41.317	98.9	1:42.545	76.77	0.962	16:09:11.337
13 -	28.435	108.4	32.892	41.028	99.1	1:42.355 (2)	76.92	0.772	16:10:53.692

P9		26 B		Steve SEAMAN		Brabham BT21			
IDEAL LAP TIME : 1:40.720		BEST LAP TIME : 1:41.047		DIFFERENCE : 0.327					
LAP	SECTOR 1	SECTOR 2	SECTOR 3	LAP TIME	MPH	DIFF	TIME OF DAY		
1 -		106.1	35.215	42.528	100.3	1:57.073	67.25	16.026	15:50:22.241
2 -	28.477	112.9	33.440	41.529	100.7	1:43.446	76.10	2.399	15:52:05.687
3 -	27.836	113.3	33.717	42.122	100.0	1:43.675	75.94	2.628	15:53:49.362
4 -	28.150	113.1	33.585	41.777	99.7	1:43.512	76.06	2.465	15:55:32.874
5 -	28.223	111.1	33.613	41.835	99.1	1:43.671	75.94	2.624	15:57:16.545
6 -	28.013	110.1	34.359	41.670	99.1	1:44.042	75.67	2.995	15:59:00.587
7 -	28.269	110.1	33.072	40.868	100.1	1:42.209	77.03	1.162	16:00:42.796
8 -	27.693	111.8	32.425	40.929	101.2	1:41.047 (1)	77.91		16:02:23.843
9 -	27.427	112.7	33.602	44.537	98.8	1:45.566	74.58	4.519	16:04:09.409
10 -	27.923	110.7	32.610	41.351	100.1	1:41.884 (3)	77.27	0.837	16:05:51.293
11 -	27.619	112.5	32.663	41.378	99.4	1:41.660 (2)	77.44	0.613	16:07:32.953
12 -	29.182	109.6	34.465	42.577	89.5	1:46.224	74.11	5.177	16:09:19.177

HSCC Historic Formula 3 Championship

RACE 18 - SECTOR ANALYSIS



SECTOR 1 = FL to I1, SECTOR 2 = I1 to I2, SECTOR 3 = I2 to FL, DIFF = Difference To Personal Best Lap, P = Crossed Finish Line in Pit Lane, D = Time Disallowed

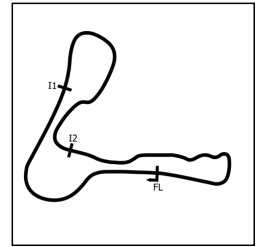
P10		6 B		Leif BOSSON		Brabham BT28			
IDEAL LAP TIME : 1:41.747		BEST LAP TIME : 1:41.828		DIFFERENCE : 0.081					
LAP	SECTOR 1	SECTOR 2	SECTOR 3	LAP TIME	MPH	DIFF	TIME OF DAY		
1 -		111.8	34.149	42.008	98.9	1:54.837	68.55	13.009	15:50:20.005
2 -	28.135	112.9	32.852	42.024	99.7	1:43.011	76.43	1.183	15:52:03.016
3 -	28.157	113.9	33.372	41.490	98.9	1:43.019	76.42	1.191	15:53:46.035
4 -	28.572	112.7	33.253	41.131	99.1	1:42.956 (3)	76.47	1.128	15:55:28.991
5 -	28.093	112.9	32.812	40.923	101.2	1:41.828 (1)	77.31		15:57:10.819
6 -	28.012	113.1	33.416	41.209	98.2	1:42.637 (2)	76.70	0.809	15:58:53.456
7 -	28.285	110.3	33.550	41.476	99.1	1:43.311	76.20	1.483	16:00:36.767
8 -	28.971	110.3	32.908	41.173	98.5	1:43.052	76.40	1.224	16:02:19.819
9 -	28.415	110.0	1:03.091	44.776	95.4	2:16.282	57.77	34.454	16:04:36.101
10 -	29.961	106.3	34.758	42.948	96.2	1:47.667	73.12	5.839	16:06:23.768
11 -	28.888	107.3	34.637	43.516	95.3	1:47.041	73.55	5.213	16:08:10.809
12 -	31.039	103.2	37.261	45.151	93.7	1:53.451	69.39	11.623	16:10:04.260

P11		34 B		Gil DUFFY		Brabham BT21B			
IDEAL LAP TIME : 1:46.968		BEST LAP TIME : 1:47.668		DIFFERENCE : 0.700					
LAP	SECTOR 1	SECTOR 2	SECTOR 3	LAP TIME	MPH	DIFF	TIME OF DAY		
1 -		108.5	34.768	43.098	96.1	1:56.935	67.32	9.267	15:50:22.103
2 -	29.807	111.8	34.800	43.145	96.4	1:47.752 (2)	73.06	0.084	15:52:09.855
3 -	29.541	107.0	36.187	44.588	94.1	1:50.316	71.36	2.648	15:54:00.171
4 -	30.532	104.3	35.619	44.461	94.5	1:50.612	71.17	2.944	15:55:50.783
5 -	30.308	106.8	36.268	44.761	93.7	1:51.337	70.71	3.669	15:57:42.120
6 -	30.414	106.6	35.029	44.774	94.6	1:50.217	71.43	2.549	15:59:32.337
7 -	30.205	98.2	34.966	44.060	89.3	1:49.231	72.07	1.563	16:01:21.568
8 -	29.934	107.5	34.967	44.397	93.3	1:49.298	72.03	1.630	16:03:10.866
9 -	29.685	107.2	34.624	43.359	94.7	1:47.668 (1)	73.12		16:04:58.534
10 -	29.758	100.9	35.176	45.246	94.9	1:50.180	71.45	2.512	16:06:48.714
11 -	29.381	107.8	34.825	44.363	93.4	1:48.569 (3)	72.51	0.901	16:08:37.283
12 -	29.246	107.3	35.272	44.657	90.4	1:49.175	72.11	1.507	16:10:26.458

P12		14 B		Simon ETHERINGTON		Brabham BT15			
IDEAL LAP TIME : 1:47.972		BEST LAP TIME : 1:48.385		DIFFERENCE : 0.413					
LAP	SECTOR 1	SECTOR 2	SECTOR 3	LAP TIME	MPH	DIFF	TIME OF DAY		
1 -		101.5	36.679	45.385	91.1	2:03.911	63.53	15.526	15:50:29.079
2 -	31.161	101.2	39.013	45.601	91.4	1:55.775	68.00	7.390	15:52:24.854
3 -	30.780	101.3	36.364	44.981	91.3	1:52.125	70.21	3.740	15:54:16.979
4 -	30.534	102.1	35.768	45.103	91.0	1:51.405	70.67	3.020	15:56:08.384
5 -	30.335	100.9	35.518	44.267	92.6	1:50.120	71.49	1.735	15:57:58.504
6 -	30.533	101.9	35.080	46.478	90.5	1:52.091	70.23	3.706	15:59:50.595
7 -	30.413	101.5	35.172	44.324	91.5	1:49.909	71.63	1.524	16:01:40.504
8 -	30.064	101.5	36.730	44.485	92.3	1:51.279	70.75	2.894	16:03:31.783
9 -	29.721	101.3	34.803	43.861	92.6	1:48.385 (1)	72.64		16:05:20.168
10 -	29.496	99.7	35.862	43.924	93.2	1:49.282	72.04	0.897	16:07:09.450
11 -	29.746	102.4	35.242	43.673	93.2	1:48.661 (2)	72.45	0.276	16:08:58.111
12 -	29.606	101.9	35.528	43.894	92.0	1:49.028 (3)	72.21	0.643	16:10:47.139

HSCC Historic Formula 3 Championship

RACE 18 - SECTOR ANALYSIS



SECTOR 1 = FL to I1, SECTOR 2 = I1 to I2, SECTOR 3 = I2 to FL, DIFF = Difference To Personal Best Lap, P = Crossed Finish Line in Pit Lane, D = Time Disallowed

P13 24 A		Andrew THORPE				Lotus 31			
IDEAL LAP TIME : 1:50.418		BEST LAP TIME : 1:51.260		DIFFERENCE : 0.842					
LAP	SECTOR 1	SECTOR 2	SECTOR 3	LAP TIME	MPH	DIFF	TIME OF DAY		
1 -		101.8	37.638	44.537	92.8	2:04.384	63.29	13.124	15:50:29.552
2 -	30.995	101.2	39.736	45.032	93.2	1:55.763	68.01	4.503	15:52:25.315
3 -	30.783	102.9	36.983	44.365	93.4	1:52.131	70.21	0.871	15:54:17.446
4 -	30.729	102.6	36.535	44.081	95.7	1:51.345 (2)	70.70	0.085	15:56:08.791
5 -	30.674	100.4	36.425	45.052	93.0	1:52.151	70.20	0.891	15:58:00.942
6 -	31.368	102.6	37.739	44.047	93.2	1:53.154	69.57	1.894	15:59:54.096
7 -	30.489	104.8	37.594	43.823	92.1	1:51.906	70.35	0.646	16:01:46.002
8 -	32.387	93.0	39.814	43.504	93.2	1:55.705	68.04	4.445	16:03:41.707
9 -	31.533	105.5	36.714	43.537	93.7	1:51.784 (3)	70.43	0.524	16:05:33.491
10 -	30.530	104.3	36.806	43.924	92.3	1:51.260 (1)	70.76		16:07:24.751
11 -	32.475	93.8	37.440	43.919	93.2	1:53.834	69.16	2.574	16:09:18.585

P14 5 B		Steve NICHOLS				Chevron B17			
IDEAL LAP TIME : 1:43.752		BEST LAP TIME : 1:43.918		DIFFERENCE : 0.166					
LAP	SECTOR 1	SECTOR 2	SECTOR 3	LAP TIME	MPH	DIFF	TIME OF DAY		
1 -		105.1	35.015	43.085	95.4	1:58.074	66.67	14.156	15:50:23.242
2 -	28.879	110.7	1:03.954	44.156	93.7	2:16.989	57.47	33.071	15:52:40.231
3 -	29.426	107.3	37.144	43.019	95.5	1:49.589	71.84	5.671	15:54:29.820
4 -	29.293	107.7	34.683	42.295	95.5	1:46.271	74.08	2.353	15:56:16.091
5 -	28.634	108.4	33.871	42.844	97.5	1:45.349 (3)	74.73	1.431	15:58:01.440
6 -	29.365	107.8	33.678	41.969	97.1	1:45.012 (2)	74.97	1.094	15:59:46.452
7 -	28.576	108.0	33.294	42.048	96.9	1:43.918 (1)	75.76		16:01:30.370
8 -	28.489	106.6	1:24.806	46.806	93.0	2:40.101	49.17	56.183	16:04:10.471
9 -	31.156	106.0	37.325	45.076	92.3	1:53.557	69.33	9.639	16:06:04.028
10 -	31.500	106.0	36.992	47.382	91.0	1:55.874	67.94	11.956	16:07:59.902
11 -	31.779	104.0	38.087	45.672	84.9	1:55.538	68.14	11.620	16:09:55.440

P15 45 INV		Sam HAMILTON				Lotus 51			
IDEAL LAP TIME : 1:54.369		BEST LAP TIME : 1:55.203		DIFFERENCE : 0.834					
LAP	SECTOR 1	SECTOR 2	SECTOR 3	LAP TIME	MPH	DIFF	TIME OF DAY		
1 -		93.8	37.604	45.005	88.3	2:06.506	62.23	11.303	15:50:31.674
2 -	32.375	94.9	38.353	45.467	85.7	1:56.195 (3)	67.75	0.992	15:52:27.869
3 -	33.209	93.7	37.023	44.971	87.9	1:55.203 (1)	68.34		15:54:23.072
4 -	32.681	92.5	37.420	45.312	85.8	1:55.413 (2)	68.21	0.210	15:56:18.485
5 -	34.075	92.0	37.573	45.177	85.1	1:56.825	67.39	1.622	15:58:15.310
6 -	33.685	90.3	37.155	45.466	84.0	1:56.306	67.69	1.103	16:00:11.616

HSCC Historic Formula 3 Championship

RACE 18 - BEST SECTORS

SECTOR 1			SECTOR 2			SECTOR 3			IDEAL / BEST COMPARISON						
POS	NO	NAME	TIME	NO	NAME	TIME	NO	NAME	TIME	POS	NO	NAME	IDEAL	BEST	DIFF
													PERFECT LAP	1:32.763	
1	8	HARRISON	25.913	8	HARRISON	29.588	8	HARRISON	37.262	1	8	HARRISON	1:32.763	1:32.852	0.089
2	75	DE LA ROCHE	25.951	75	DE LA ROCHE	30.318	75	DE LA ROCHE	37.881	2	75	DE LA ROCHE	1:34.150	1:34.232	0.082
3	28	TIMMS	26.695	1	ARMER	31.322	28	TIMMS	38.585	3	28	TIMMS	1:36.685	1:37.056	0.371
4	1	ARMER	27.194	28	TIMMS	31.405	1	ARMER	39.333	4	1	ARMER	1:37.849	1:37.979	0.130
5	33	WISE	27.367	33	WISE	31.987	53	SHARP	40.038	5	53	SHARP	1:39.806	1:40.305	0.499
6	26	SEAMAN	27.427	53	SHARP	32.055	44	HAMILTON	40.086	6	33	WISE	1:40.197	1:40.413	0.216
7	53	SHARP	27.713	44	HAMILTON	32.299	16	LINSTONE	40.708	7	44	HAMILTON	1:40.465	1:40.587	0.122
8	16	LINSTONE	27.965	26	SEAMAN	32.425	33	WISE	40.843	8	26	SEAMAN	1:40.720	1:41.047	0.327
9	6	BOSSON	28.012	16	LINSTONE	32.560	26	SEAMAN	40.868	9	16	LINSTONE	1:41.233	1:41.583	0.350
10	44	HAMILTON	28.080	6	BOSSON	32.812	6	BOSSON	40.923	10	6	BOSSON	1:41.747	1:41.828	0.081
11	5	NICHOLS	28.489	5	NICHOLS	33.294	5	NICHOLS	41.969	11	5	NICHOLS	1:43.752	1:43.918	0.166
12	34	DUFFY	29.246	34	DUFFY	34.624	34	DUFFY	43.098	12	34	DUFFY	1:46.968	1:47.668	0.700
13	14	ETHERINGTON	29.496	14	ETHERINGTON	34.803	24	THORPE	43.504	13	14	ETHERINGTON	1:47.972	1:48.385	0.413
14	24	THORPE	30.489	24	THORPE	36.425	14	ETHERINGTON	43.673	14	24	THORPE	1:50.418	1:51.260	0.842
15	45	HAMILTON	32.375	45	HAMILTON	37.023	45	HAMILTON	44.971	15	45	HAMILTON	1:54.369	1:55.203	0.834

HSCC Historic Formula 3 Championship

RACE 18 - BEST SPEEDS

POS	INTERMEDIATE 1			INTERMEDIATE 2			FINISH LINE		
	NO	NAME	MPH	NO	NAME	MPH	NO	NAME	MPH
1	28	TIMMS	117.7				28	TIMMS	102.7
2	75	DE LA ROCHE	113.9				44	HAMILTON	102.6
3	6	BOSSON	113.9				75	DE LA ROCHE	102.4
4	26	SEAMAN	113.3				16	LINSTONE	101.8
5	8	HARRISON	112.2				8	HARRISON	101.3
6	44	HAMILTON	111.8				26	SEAMAN	101.2
7	16	LINSTONE	111.8				6	BOSSON	101.2
8	34	DUFFY	111.8				1	ARMER	98.9
9	5	NICHOLS	110.7				33	WISE	98.6
10	53	SHARP	110.3				53	SHARP	98.3
11	33	WISE	110.1				5	NICHOLS	97.5
12	1	ARMER	109.6				34	DUFFY	96.4
13	24	THORPE	105.5				24	THORPE	95.7
14	14	ETHERINGTON	102.4				14	ETHERINGTON	93.2
15	45	HAMILTON	94.9				45	HAMILTON	88.3
16									

HSCC Historic Formula 3 Championship

RACE 18 - STATISTICS

Competitors Started 15
Planned Start 2023-05-07 @ 15:34:00.000
Actual Start 2023-05-07 @ 15:48:25.167
Finish Time 2023-05-07 @ 16:09:12.244
Track Length 2.1869mi.
Total Laps 180
Total Distance Covered 393.6599mi.

Session Fastest Lap History

NO	CL	NAME	LAP TIME	TIME OF DAY	LAP	VEHICLE
8	B	Samuel HARRISON	1:41.447	15:50:06.634	1	Brabham BT21 B
8	B	Samuel HARRISON	1:32.852	15:51:39.486	2	Brabham BT21 B

Session Leader History

NO	CL	NAME	FROM LAP	LAPS LED	DISTANCE	VEHICLE
8	B	Samuel HARRISON	1	13	28.43 miles	Brabham BT21 B

Flag History

TYPE	TIME OF DAY
GREEN	15:48:25.167
FINISH	16:09:12.244

Flag Statistics

TYPE	COUNT	TOTAL LAPS	TOTAL TIME
Green	1	13	22:42.721
Red	0	0	0.000
Safety Car	0	0	0.000
FCY	0	0	0.000

HSCC Historic Formula 3 Championship

RACE 18 - STATISTICS

CLASS : B

12 Starters

Fastest Lap History

NO	NAME	LAP TIME	TIME OF DAY	LAP	VEHICLE
8	Samuel HARRISON	1:41.447	15:50:06.634	1	Brabham BT21 B
8	Samuel HARRISON	1:32.852	15:51:39.486	2	Brabham BT21 B

Leader History

NO	NAME	FROM LAP	LAPS LED	DISTANCE	VEHICLE
8	Samuel HARRISON	1	13	28.43 miles	Brabham BT21 B

HSCC Historic Formula 3 Championship

RACE 18 - STATISTICS

CLASS : A

1 Starters

Fastest Lap History

NO	NAME	LAP TIME	TIME OF DAY	LAP	VEHICLE
24	Andrew THORPE	2:04.384	15:50:29.571	1	Lotus 31
24	Andrew THORPE	1:55.763	15:52:25.334	2	Lotus 31
24	Andrew THORPE	1:52.131	15:54:17.465	3	Lotus 31
24	Andrew THORPE	1:51.345	15:56:08.810	4	Lotus 31
24	Andrew THORPE	1:51.260	16:07:24.770	10	Lotus 31

Leader History

NO	NAME	FROM LAP	LAPS LED	DISTANCE	VEHICLE
24	Andrew THORPE	1	11	24.05 miles	Lotus 31

HSCC Historic Formula 3 Championship

RACE 18 - STATISTICS

CLASS : INV

2 Starters

Fastest Lap History

NO	NAME	LAP TIME	TIME OF DAY	LAP	VEHICLE
75	Peter DE LA ROCHE	1:43.764	15:50:08.948	1	Alexis Mk17
75	Peter DE LA ROCHE	1:35.828	15:51:44.775	2	Alexis Mk17
75	Peter DE LA ROCHE	1:35.324	15:53:20.099	3	Alexis Mk17
75	Peter DE LA ROCHE	1:35.058	16:01:21.563	8	Alexis Mk17
75	Peter DE LA ROCHE	1:34.742	16:02:56.304	9	Alexis Mk17
75	Peter DE LA ROCHE	1:34.232	16:06:06.134	11	Alexis Mk17

Leader History

NO	NAME	FROM LAP	LAPS LED	DISTANCE	VEHICLE
75	Peter DE LA ROCHE	1	13	28.43 miles	Alexis Mk17